

THULE[®]
SWEDEN



Thule Guide 2012
Load carriers & rear mounted bike carriers

Content

3 ▶ Roof Racks

Thule Roof Rack Systems install safely and easily, letting you carry everything you need.

56 ▶ Professional carriers

The Heavy-Duty Roof Racks.

68 ▶ Bike transport

Safe and practical bike carriers for fitting onto the rear door.

95 ▶ How much can you carry

How you can use the load-carrying capacity of your car roof.



3.1 ▶ **How to buy a roof rack system**

- ▶ Identify your car model and year
- ▶ Identify your roof type



Railing




Normal



Rain gutter



Fixpoint



Flush railing



- ▶ Check your custom fit in the Thule Guide at www.thule.com or at your Thule dealer

3.2 ▶ **Roof rack bar**


For most of the Thule roof racks you have multiple bar options and the latest two bar in the Thule roof rack assortment are:

Thule **SlideBar**; New innovative load bar that allows you to slide out the load bar 60cm on each side of the car body. A fantastic feature that makes your loading easy without the risk of paint scratches or dirty cloths.


Thule **WingBar**; Revolutionary new load bar not only safe, stylish and Aerodynamic it's also quite. In fact it's so quite some owners will forget its mounted altogether.

All Thule aluminum bar (Slide-, Wing-, & AeroBar) has a T-track.


In short, which option you choose is a matter of taste and what you plan to transport.




SlideBar
Art. no. 891, 127 cm.
Art. no. 892, 144 cm.
Art. no. 893, 162 cm.



Wingbar
Art. no. 960, 108 cm.
Art. no. 961, 118 cm.
Art. no. 969, 127 cm.
Art. no. 962, 135 cm.
Art. no. 963, 150 cm.




AeroBar
Art. no. 860, 108 cm.
Art. no. 861, 120 cm.
Art. no. 869, 127 cm.
Art. no. 862, 135 cm.
Art. no. 863, 150 cm.



SquareBar
Art. no. 760, 108 cm.
Art. no. 761, 120 cm.
Art. no. 769, 127 cm.
Art. no. 762, 135 cm.
Art. no. 763, 150 cm.

3.3 ▶ **One key for all your Thule gear**

Make life easier and save yourself the trouble of keeping track of different sets of keys for your roof rack, ski carrier, bike carrier or roof box. Exchange the lock cylinders in all your Thule products and use the same key for all. Simply ask for Thule One Key System!



This is how easy it is to find a roof rack solution that fits your car

4.1

ACURA		Roof type	Foot + SRA	Slidebar	Wingbar	Aerobar	Squarebar	Key	Info	Info
EL	4-dr Sedan 96-05	Normal	754	891	961	861	761	1068	544	
MDX	5-dr SUV 01-06 (USA)	Normal	754	892	962	862	762	1548	544	C
MDX	5-dr SUV 07-> (USA)	Normal	754	893	963	863	763	1549	544	C
RDX	5-dr SUV 07-> (USA)	Normal	754	892	962	862	762	1550	544	C
TL	4-dr Sedan 04-08	Normal	754	892	962	862	762	1544	544	C
TL	4-dr Sedan 09->	Normal	754	892	962	862	762	1519	544	
TSX	4-dr Sedan 09->	Normal	754	892	962	862	762	1492	544	D
S/SU	5-dr Hatchback 88-02	Gutter	951				762		527	

1 Look up your car make, model and type.

2 The numbers represent the components you need to complete your roof rack.

3 If a lock is not included it is optional, though highly recommended, to buy one.

4 If there is a letter in the Info column, be sure to find out what it means below.

5 In some cases we offer complete packed alternative solutions.

4.2

<p>FOOT + SRA Roof rack feet in sets of four. For detailed information, see pg 5.1. & 5.2.</p> <p>SRA is adapters for cars with short roofs, to increase the distance between the load bar. (Only needed for some car models and only in combination with Thule Rapid System 754).</p>	<p>A complete roof rack in one single package.</p> <p>Lock. Included in the footpack or an optional accessory.</p>	<p>A Max load 30 kg</p> <p>B 40 kg</p> <p>C 50 kg</p> <p>D 60 kg</p> <p>E 65 kg</p> <p>H The distance between the roof rack bar does not permit the fitting of a roof box.</p> <p>J Locked using the Thule Tool Key.</p> <p>K Holes have to be drilled in the roof.</p> <p>L Only permits fitting of one roof rack bar.</p> <p>M Without mounting holes in the door frame</p>	
<p>BAR Load bar in sets of two. In steel or aluminium. For information, see pg 3.2.</p>	<p>The rear door bike carrier that fits your car.</p>		
<p>KIT Roof rack Kit in a set of four. For car specific fit of the load carrier feet to the car roof.</p>	<p>Kit needed for fitting the bike carrier to your particular car.</p> <p>Max. number of bikes you can carry with the bike carrier on your vehicle.</p>		

Thule SlideBar

4.3

Bar Converting Table	Thule Rapid Square bar 760 AeroBar 860	Thule Rapid Square bar 761 AeroBar 861	Thule Rapid Square bar 769 AeroBar 869	Thule Rapid Square bar 762 AeroBar 862	Thule Rapid Square bar 763 AeroBar 863
Thule SlideBar 891	•	•			
Thule SlideBar 892 ¹⁾	•	•	•	•	
Thule SlideBar 893 ¹⁾			•	•	•



product design award
2011



reddot design award
winner 2011

¹⁾ It is always possible to replace an existing Thule Rapid Bar with a longer Thule SlideBar, just make sure to follow national regulations when it comes to bar protruding outside the car body.



Roof Rack Feet

Roof rack feet are available as 4-packs and load bar as 2-packs.

5.1

Type of vehicle roof	Fixpoint		Flush railing	Railing		
Name	Thule Rapid System	Thule Rapid System	Thule Rapid System Flush railing	Thule Rapid System	Thule Rapid System	Thule Smart Rack
	753	751	753	775	757	784, 785
Load capacity (kg) ¹	100	100	75	100	100	75
Foot height (cm) ²	7,2	10,5	7,2	6,5	7,5	7,5
Lock	•	•	•	•	•	
Fits Slide-, Wing- & AeroBar	•	•	•	•	•	
Fits SquareBar	•	•	•	•	•	•
Fitting kit needed	•	•	•			
TÜV approved	•	•	•	•	•	•
Fulfills City Crash norms	•	•	•	•	•	•
Miscellaneous				Fits railing sizes between 20-68 mm	Fits railing sizes between 22-55 mm	Fits railing sizes between 18-50 mm. Lockable with special tool

5.2

Type of vehicle roof	Flush railing	Normal roof	Rain gutter		
Name	Thule Intracker	Thule Rapid System	Thule	Thule	Thule
	4900-4903	754	951	952/953	420
Load capacity (kg) ¹	75	75	100	100	75
Foot height (cm) ²	4,5	9,6	15	20/28	29-79
Lock		One Key System 544	Accessory 527	Accessory 527	•
Fits WingBar & AeroBar	•	•			
Fits SquareBar	•	•	•	•	•
Fitting kit needed	•	•			
TÜV approved	•	•	•	•	•
Fulfills City Crash norms		•			
Miscellaneous	Lockable with special tool	•			Can be raised 27-77 cm with adapters.
Fits SlideBar					421 (27-44cm) 422 (38-55cm) 423 (61-77cm)

¹Maximum load is the maximum approved weight for each type of roof rack. Consult your car manual and the Thule fitting instruction for your car's maximum load limit.

²Foot height is the distance from the base of the foot to the contact surface of the bar.

Please note that: • For distances to the top of the bar, add 22 mm for square bar, 27 mm for Wingbar and AeroBar and 46 mm for Slidebar. • The car specific fitting kit is excluded in the height measurement.









Thule safety

Thule always strive for excellence and top performance and a consumer can always trust a Thule product to be safe to use. To ensure product safety we have our own rigorous Thule Test Program but we also use external resources to verify product safety. Therefore all Thule products are TÜV-GS approved and a significant number of the products are also City Crash Approved according to the applicable ISO-norm. See product tables for product specific information.



CITY CRASH

Complies with **new** ISO norm

		 Rooftype	 Foot + SRA	 SlideBar	 WingBar	 AeroBar	 SquareBar					
ACURA												
EL	4-dr Sedan 96-05	Normal	754	891	961	861	761	1068	544			
MDX	5-dr SUV 01-06 (USA)	Normal	754	892	962	862	762	1548	544	C		
MDX	5-dr SUV 07-> (USA)	Normal	754	893	963	863	763	1549	544	C		
RDX	5-dr SUV 07-> (USA)	Normal	754	892	962	862	762	1550	544	C		
TL	4-dr Sedan 04-08	Normal	754	892	962	862	762	1544	544	C		
TL	4-dr Sedan 09->	Normal	754	892	962	862	762	1519	544			
TSX	4-dr Sedan 09->	Normal	754	892	962	862	762	1492	544	D		
S/SL	5-dr Hatchback 88-02	Gutter	951				762		527			












ALFA ROMEO

155	4-dr Sedan 93-97	Normal	754	891	961	861	761	1016	544			
166	4-dr Sedan 98-03, 04-07	Normal	754	891	961	861	761	1132	544			
156 Crosswagon	5-dr Estate 04->	Railing	775	891	961	861	761		Incl			
156 Crosswagon	5-dr Estate 04->	Railing	757	891	961	861	761		Incl		784	J
156 Sportwagon	5-dr Estate 00-05	Railing	757	891	961	861	761		Incl		784	J
159 Sportwagon	4-dr Sedan 05->	Normal	754	891	961	861	761	1419	544	C		
159 Sportwagon	5-dr Estate 06->	Railing	757	891	961	861	761		Incl		784	J
159 Sportwagon	5-dr Estate 06->	Normal	754	891	961	861	761	1419	544	C		
Alfetta GT/GTV	2-dr Coupe 84-87	Gutter	951				761		527			
Alfetta GT/GTV	4-dr Sedan 84-87	Gutter	951				761		527			
MiTo	3dr Hatchback 09-	Gutter	753	891	960				incl			

AUDI

80	4-dr Sedan 79-86	Gutter	951				761		527			
80	4-dr Sedan 87-94	Normal	754	891	960	860	760	1001	544			
90	4-dr Sedan 79-86	Gutter	951				761		527			
100	4-dr Sedan 83-90	Normal	754	891	961	861	761	1001	544			
100	4-dr Sedan 91-93	Normal	754	891	961	861	761	1002	544			
200	4-dr Sedan 83-90	Normal	754	891	961	861	761	1001	544			
4000	4-dr Sedan 79-86	Gutter	951				761		527			
4000	4-dr Sedan 87-91	Normal	754	891	960	860	760	1001	544			
5000	4-dr Sedan 83-90	Normal	754	891	961	861	761	1001	544			
100 Avant	5-dr Estate 83-91, 92-94	Railing	757	891	961	861	761		Incl		784	J
200 Avant	5-dr Estate 83-90	Railing	757	891	961	861	761		Incl		784	J
80 Avant	5-dr Estate 92-95	Railing	757	891	960	860	760		Incl			
A1	3-dr Hatchback 10->	Normal	754	891	961	861	761	1615	544	C		
A2	5-dr MPV 00-05	Normal	754+ 774	891	961	861	761	1195	596	C		
A3	3-dr Hatchback 96-02	Normal	754	891	961	861	761	1038	544			
A3	5-dr Hatchback 96-06 (S. AMERICA)	Normal	754	891	961	861	761	1038	544			
A3	5-dr Hatchback 99-03	Normal	754	891	961	861	761	1038	544			
A3	3-dr Hatchback 03->	Normal	754	892	969	869	769	1417	544	C		
A3	5-dr Hatchback 04->	Normal	754	892	969	869	769	1417	544	D		
A3	5-dr Hatchback 04->	Flush R.	753	892	969	869	769	4014	Incl			
A4	4-dr Sedan 95-99, 00-00	Normal	754	891	961	861	761	1019	544			
A4	4-dr Sedan 01-04, 05-07	Normal	754	891	961	861	761	1212	544			
A4	4-dr Sedan 08->	Normal	754	892	969	869	769	1462	544	D		
A4 Allroad	5-dr Estate 08->	Railing	757	891	961	861	761		Incl		784	J
A4 Allroad	5-dr Estate 08->	Railing	775	892	969	869	769		Incl			
A4 Avant	5-dr Estate 96-01	Normal	754	891	961	861	761	1019	544			
A4 Avant	5-dr Estate 96-01, 02-04, 05-07	Railing	757	891	961	861	761		Incl		784	J
A4 Avant	5-dr Estate 08->	Flush R.	753	891	961	861	761	4007	Incl			
A5	2-dr Coupé 07->	Normal	754	891	961	861	761	1571	544	C		
A5	5-dr Hatchback 09->	Normal	754	892	969	869	769	1571	544			
A6	4-dr Sedan 98-00, 01-03	Normal	754	891	961	861	761	1039	544			
A6	4-dr Sedan 94-97	Normal	754	891	961	861	761	1002	544			
A6	4-dr Sedan 04-10	Normal	754	892	969	869	769	1591	544			
A6	4-dr Sedan 11->	Normal	754	892	962	862	762	1651	544	D		

AUDI

		 Roof type	 Foot + SRA	 Slide Bar	 Wing Bar	 Aero Bar	 Square Bar						
A6 Allroad	5-dr Estate 00-04	Railing	757	891	961	861	761			Incl		785	J
A6 Allroad	5-dr Estate 06->	Railing	775	892	969	869	769			Incl			
A6 Allroad	5-dr Estate 06->	Railing	757	892	969	869	769			Incl		785	J
A6 Avant	5-dr Estate 94-97	Normal	754	891	961	861	761	1002	544				
A6 Avant	5-dr Estate 94-97, 98-04	Railing	775	891	961	861	761			Incl			
A6 Avant	5-dr Estate 94-97, 98-04	Railing	757	891	961	861	761			Incl		784	J
A6 Avant	5-dr Estate 98-04	Normal	754	891	961	861	761	1039	544				
A6 Avant	5-dr Estate 05-10, 11->	Flush R.	753	891	961	861	761	4001		Incl			
A7	5-dr Hatchback 10->	Normal	754	892	962	862	762	1625	544		D		
A8	4-dr Sedan 95-00, 01-02	Normal	754	892	962	862	762	1222	544				
Coupé	3-dr Coupe 82-89	Gutter	951				761		527				
Q5	5-dr SUV 08->	Flush R.	753	891	961	861	761	4002		Incl			
Q7	5-dr SUV 06->	Flush R.	4902		969	869	769	4917		J	J		
Q7	5-dr SUV 06->	Flush R.	753	891	961	861	761	4002		Incl			
Quattro	4-dr Sedan 81-91	Gutter	951				761		527				
TT	2-dr Coupe 98-06	Normal	754	892	962	862	762	1180	544				
TT	3-dr Coupe 06->	Normal	754	892	969	869	769	1459	544		C		

BMW

1-series	5-dr Hatchback 04-10, 11->	Fixpoint	753	891	961	861	761	3028		Incl			
1-series	2-dr Coupe 07->	Fixpoint	753	891	961	861	761	3039		Incl			
1-series	3-dr Hatchback 07-10, 11->	Fixpoint	753	891	961	861	761	3028		Incl			
3-series	2-dr Coupe 99-00, 01-05	Fixpoint	753	891	960	860	760	3065		Incl			
3-series	4-dr Sedan 91-97	Normal	754	891	961	861	761	1014	544				
3-series	2-dr Coupe 92-98	Normal	754	891	961	861	761	1015	544				
3-series	4-dr Sedan 98-01, 02-04	Fixpoint	753	891	960	860	760	3065		Incl			
3-series	4-dr Sedan 98-01, 02-04	Normal	754	891	961	861	761	1095	544				
3-series	5-dr Estate 05-10, 11->	Fixpoint	753	891	961	861	761	3028		Incl			
3-series	4-dr Sedan 05-10, 11->	Fixpoint	753	891	961	861	761	3028		Incl			
3-series	2-dr Coupe 06->	Fixpoint	753	891	961	861	761	3039		Incl			
3-series Compact	3-dr Coupe 94-00	Normal	754	891	961	861	761	1014	544				
3-series Compact	3-dr Coupe 01-04	Fixpoint	753	891	960	860	760	3065		Incl			
3-series Touring	5-dr Estate 88-95	Gutter	951				761		527				
3-series Touring	5-dr Estate 96-99	Normal	754	891	961	861	761	1014	544				
3-series Touring	5-dr Estate 00-01, 02-05	Fixpoint	753	891	960	860	760	3065		Incl			
3-series Touring	5-dr Estate 96-99, 00-01, 02-05, 05-09	Railing	757	891	961	861	761			Incl		784	J
3-series Touring	5-dr Estate 05-09	Fixpoint	753	891	961	861	761	3028		Incl			
3-series Touring	5-dr Estate 10->	Flush R.	753	891	961	861	761	4003		Incl			
5-series	4-dr Sedan 82-87	Gutter	951				761		527				
5-series	4-dr Sedan 88-95	Gutter	369				761		527				
5-series	4-dr Sedan 96-00, 01-03	Fixpoint	753	891	961	861	761	3065		Incl			
5-series	4-dr Sedan 96-00, 01-03	Normal	754	892	962	862	762	1020	544				
5-series	4-dr Sedan 04-09	Normal	754	892	969	869	769	1325	544				
5-series	4-dr Sedan 10->	Fixpoint	753	891	961	861	761	3089		Incl			
5-series GT	4-dr Sedan 09->	Fixpoint	753	892	962	862	762	3039		Incl			
5-series Touring	5-dr Estate 91-96	Gutter	369				761		527				
5-series Touring	5-dr Estate 97-00	Railing	757	891	961	861	761			Incl		784	J
5-series Touring	5-dr Estate 97-00	Railing	775	891	961	861	761			Incl			
5-series Touring	5-dr Estate 97-00, 01-03	Fixpoint	753	891	961	861	761	3065		Incl			
5-series Touring	5-dr Estate 01-03	Railing	775	892	969	869	769			Incl			
5-series Touring	5-dr Estate 01-03	Railing	757	891	961	861	761			Incl		784	J
5-series Touring	5-dr Estate 97-00, 01-03	Normal	754	891	961	861	761	1020	544				
5-series Touring	5-dr Estate 04-09	Railing	775	892	969	869	769			Incl			
5-series Touring	5-dr Estate 04-09	Railing	757	891	961	861	761			Incl		784	J
5-series Touring	5-dr Estate 04-09	Normal	754	892	969	869	769	1325	544				
5-series Touring	5-dr Estate 10->	Flush R.	753	891	961	861	761	4022		Incl			
7-series	4-dr Sedan 87-93	Gutter	951				761		527				

		 Rooftype	 Foot + SRA	 SlideBar	 WingBar	 AeroBar	 SquareBar					
7-series	4-dr Sedan 94-01	Gutter	369				761		527			
M3	2-dr Coupe 87-92	Gutter	951				761		527			
X1	5-dr SUV 10->	Flush R.	753	891	961	861	761	4013	Incl			
X1	5-dr SUV 10->	Normal	754	892	962	862	762	1602	544	C		
X3	5-dr SUV 03-10	Railing	775	892	962	862	762		Incl			
X3	5-dr SUV 03-10	Railing	757	892	969	869	769		Incl		785	J
X3	5-dr SUV 10->	Flush R.	753	892	969	869	769	4023	Incl			
X5	5-dr SUV 00-03, 04-07	Railing	775	892	962	862	762		Incl			
X5	5-dr SUV 00-03, 04-07	Railing	757	892	962	862	762		Incl		785	J
X5	5-dr SUV 00-03, 04-07	Normal	754	892	962	862	762	1206	544			
X5	5-dr SUV 08->	Railing	775	892	962	862	762		Incl			
X5	5-dr SUV 08->	Railing	757	892	969	869	769		Incl		785	J
X5 Individual	5-dr SUV 07->	Flush R.	753	892	969	869	769	4003	Incl			
X6	5-dr SUV 08->	Normal	754	892	962	862	762	1526	544	C		
X6	5-dr SUV 08->	Railing	775	891	961	861	761		Incl			

BRILLIANCE

BS4	5-dr Estate 09->	Railing	757	891	960	860	760		Incl		784	J
-----	------------------	---------	-----	-----	-----	-----	-----	--	------	--	-----	---

BUICK

Electra	5-dr Estate 77-90	Gutter	951				763		527			
Excele	5-dr Hatchback 04->	Normal	754	891	961	861	761	1338	544	B		
Excele	4-dr Sedan 04->	Normal	754	891	961	861	761	1338	544	A		
Le Sabre	2-dr Coupe 77-85	Gutter	951				762		527			
Le Sabre	5-dr Estate 77-89	Gutter	951				763		527			
Le Sabre	4-dr Sedan 77-85	Gutter	951				762		527			
Roadmaster	5-dr Estate 92-96	T-Profile	753	891	961	861	761	3057	Incl			
Skylark	2-dr Coupe 80-85	Gutter	951				762		527			
Skylark	4-dr Sedan 80-85	Gutter	951				762		527			

CADILLAC

BLS	4-dr Sedan 06-10	Fixpoint	753	891	961	861	761	3065	Incl			
BLS	5-dr Estate 07->	Railing	757	891	961	861	761		Incl		784	J
SRX	5-dr SUV 05->	Railing	775	891	961	861	761		Incl			
SRX	5-dr SUV 05->	Railing	757	891	961	861	761		Incl		784	J












CHERY


Cross	5-dr Estate 07->	Railing	757	891	961	861	761		Incl		784	J
Cross	5-dr Estate 07->	Railing	775	891	961	861	761		Incl			

CHEVROLET

Astra	4-dr Sedan 98-> (S. AMERICA)	Fixpoint	751	891	960	860	760	3081	Incl			
Astra	4-dr Sedan 98-> (S. AMERICA)	Fixpoint	4304				760		Incl			
Astro	2-dr MPV 85-05	Railing	757	892	962	862	762		Incl			
Aveo	5-dr Hatchback 03-11	Normal	754	891	961	861	761	1303	544			
Aveo	3-dr Hatchback 04-11	Normal	754	891	961	861	761	1303	544			
Aveo	4-dr Sedan 06-11	Normal	754	891	961	861	761	1420	544			
Blazer	3-dr SUV 95-> (S. AMERICA)	Railing	775	891	961	861	761		Incl			
Blazer	3-dr SUV 98-05	Railing	757	892	962	862	762		Incl			
Blazer	5-dr SUV 98-05	Railing	757	892	962	862	762		Incl			
Blazer Tahoe	4-dr SUV 83-97	Railing	757	891	961	861	761		Incl		784	J
Caprice	5-dr Estate 77-90	Gutter	951				763		527			
Caprice	4-dr Sedan 77-90	Gutter	951				763		527			
Captiva	5-dr SUV 06->	Railing	775	891	961	861	761		Incl			
Captiva	5-dr SUV 06->	Railing	757	891	961	861	761		Incl		784	J
Cavalier	2-dr Coupe 82-94	Gutter	951				762		527			
Cavalier	4-dr Sedan 82-94	Gutter	951				762		527			
Celta	3-dr Hatchback 00-> (S. AMERICA)	Fixpoint	751	891	960	860	760	3081	Incl			

CHEVROLET












		 Roof type	 Foot + SRA	 Slide Bar	 Wing Bar	 Aero Bar	 Square Bar					
Celta	3-dr Hatchback 00-> (S. AMERICA)	Fixpoint	4304				760		Incl			
Celta	5-dr Hatchback 00-> (S. AMERICA)	Fixpoint	751	891	960	860	760	3081	Incl			
Celta	5-dr Hatchback 00-> (S. AMERICA)	Fixpoint	4304				760		Incl			
Chevette	2-dr Coupe 76-87	Gutter	951				762		527			
Chevette	4-dr Sedan 76-87	Gutter	951				762		527			
Chevy	Van 95-02	Gutter	952				765		527			
Chevy (High roof)	Van 95-02	Gutter	420				765	421	Incl			
Colorado	4-dr Double Cab 04-> (USA)	Normal	754	892	969	869	769	1461	544			
Corsa	5-dr Hatchback 93-> (S. AMERICA)	Fixpoint	751	891	960	860	760	3081	Incl			
Corsa	5-dr Hatchback 93-> (S. AMERICA)	Fixpoint	4304				760		Incl			
Corsa	3-dr Hatchback 93-> (S. AMERICA)	Fixpoint	751	891	960	860	760	3081	Incl			
Corsa	3-dr Hatchback 93-> (S. AMERICA)	Fixpoint	4304				760		Incl			
Corsa	5-dr Wagon 96-> (S. AMERICA)	Railing	757	891	960	860	760		Incl			
Corsa	5-dr Estate 97-> (S. AMERICA)	Railing	757	891	961	861	761		Incl		784	J
Cruze	3-dr Hatchback 01-04	Normal	754+ 774	891	961	861	761	1166	596	C		
Cruze	5-dr Hatchback 01-04	Railing	757	891	961	861	761		Incl	A	784	J
Cruze	5-dr Hatchback 01-04	Normal	754	891	961	861	761	1166	544	C		
Epica	4-dr Sedan 06->	Normal	754	892	969	869	769	1429	544	D		
Evanda	4-dr Sedan 03-06	Normal	754	892	962	862	762	1318	544	D		
HHR	5-dr MPV 07-11	Railing	775	891	960	860	760		Incl			
Impala	2-dr Coupe 77-85	Gutter	951				762		527			
Impala	4-dr Sedan 77-85	Gutter	951				762		527			
Impala	4-dr Sedan 06-> (USA)	Normal	754	892	962	862	762	1531	544			
Ipanema	5-dr Estate 88-95 (S. AMERICA)	Railing	757	891	960	860	760		Incl			
Kadett	3-dr Hatchback 85-98 (S. AMERICA)	Fixpoint	751	891	960	860	760	3081	Incl			
Kadett	3-dr Hatchback 85-98 (S. AMERICA)	Fixpoint	4304				761		Incl			
Kadett	5-dr Hatchback 85-98 (S. AMERICA)	Fixpoint	751	891	960	860	760	3081	Incl			
Kadett	5-dr Hatchback 85-98 (S. AMERICA)	Fixpoint	4304				761		Incl			
Kalos	5-dr Hatchback 03-11	Normal	754	891	961	861	761	1303	544	C		
Kalos	3-dr Hatchback 04-11	Normal	754	891	961	861	761	1303	544	C		
Lacetti	5-dr Estate 04->	Railing	757	891	960	860	760		Incl			
Lacetti	5-dr Hatchback 04-08	Normal	754	891	961	861	761	1338	544	B		
Lova	4-dr Sedan 06-11	Normal	754	891	961	861	761	1420	544			
Malibu	4-dr Sedan 08->	Normal	754	892	969	869	769	1540	544	D		
Matiz (Mk. I)	5-dr Hatchback 98-05	Railing	757	891	960	860	760		Incl			
Matiz (Mk. I)	5-dr Hatchback 98-05	Normal	754	891	961	861	761	1105	544			
Matiz (Mk. II)	5-dr Hatchback 05-09	Railing	757	891	960	860	760		Incl			
Matiz (Mk. II)	5-dr Hatchback 05-09	Normal	754	891	961	861	761	1415	544	C		
Meriva	5-dr MPV 02-> (S. AMERICA)	Normal	754	892	962	862	762	1301	544			
Monza	2-dr Sedan 80-90, 91-95 (Brazil)	Gutter	951				762		527			
Niva	5-dr SUV 03->	Normal	754	892	969	869	769	1359	544	C		
Nova	5-dr Hatchback 86-88	Gutter	951				762		527			
Nova	4-dr Sedan 86-88	Gutter	951				762		527			
Nubira III	5-dr Estate 04-08	Railing	757	891	960	860	760		Incl			
Nubira III	4-dr Sedan 04-08	Normal	754	891	961	861	761	1338	544	A		
Omega	4-dr Sedan 94-98 (S. AMERICA)	Gutter	951				761		527			
Optra	5-dr Hatchback 04-08	Normal	754	891	961	861	761	1338	544	B		
Optra	4-dr Sedan 04-08	Normal	754	891	961	861	761	1338	544	A		
Oriando	5-dr MPV 11->	Fixpoint	753	892	969	869	769	3103	Incl	D		
Prisma	4-dr Sedan 07-> (S. AMERICA)	Fixpoint	751	891	960	860	760	3081	Incl			
Prisma	4-dr Sedan 07-> (S. AMERICA)	Fixpoint	4304				760		Incl			

CHEVROLET												
		Roof type	Foot + SRA	SlideBar	WingBar	AeroBar	SquareBar					
Rezzo	5-dr Estate 00-04, 05-08	Railing	757	891	960	860	760		Incl		784	J
Rezzo	5-dr Estate 00-04, 05-08	Normal	754	892	962	862	762	1207	544			
Silverado	4-dr Double Cab 99-07 (USA)	Normal	754	893	963	863	763	1522	544	C		
Silverado	3-dr Extended Cab 99-07 (USA)	Normal	754	893	963	863	763	1522	544	C		
Silverado	2-dr Single Cab 99-07 (USA)	Normal	754	893	963	863	763	1522	544	C		
Silverado	4-dr Double Cab 07-> (USA)	Normal	754	893	963	863	763	1532	544	C		
Silverado	3-dr Extended Cab 07-> (USA)	Normal	754	893	963	863	763	1532	544	C		
Silverado	2-dr Single Cab 07-> (USA)	Normal	754	893	963	863	763	1532	544	C		
Spark	5-dr Hatchback 05-09	Normal	754	891	961	861	761	1415	544	C		
Spark	5-dr Hatchback 10->	Railing	757	891	960	860	760		Incl			
Spark	5-dr Hatchback 10->	Railing	775	891	961	861	761		Incl			
Suprema	5-dr Estate 86-98 (S. AMERICA)	Railing	757	891	961	861	761		Incl			
Tahoe	5-dr SUV 00-06	Railing	757	892	962	862	762		Incl			
Tahoe	5-dr SUV 00-06	T-Profile	753	892	969	869	769	3057	Incl			
Tigra	3-dr Coupe 94-00 (S. AMERICA)	Fixpoint	751	891	960	860	760	3081	Incl			
Tigra	3-dr Coupe 94-00 (S. AMERICA)	Fixpoint	4304				760		Incl			
Tracker	5-dr SUV 99-04	Normal	754	892	962	862	762	1181	544			
Tracker	5-dr SUV 99-05 (S. AMERICA)	Normal	754	892	962	862	762	1181	544			
Tracker	5-dr SUV 06-> (S. AMERICA)	Railing	757	891	961	861	761		Incl			
TrailBlazer	5-dr SUV 02->	T-Profile	753	891	961	861	761	3062	Incl			
Trans Sport	4-dr MPV 97->	Railing	757	891	961	861	761		Incl		784	J
Trans Sport	5-dr MPV 97->	Railing	757	891	961	861	761		Incl		784	J
Uplander	5-dr Van 05-09	Railing	757	891	961	861	761		Incl			
Vectra	4-dr Sedan 89-05 (S. AMERICA)	Normal	754	891	961	861	761	1003	544			
Vectra GT	5-dr Hatchback 07-> (BRAZIL)	Fixpoint	753	891	960	860	760	3025	Incl			
Volt	4-dr Sedan 11->	Normal	754	892	969	869	769	1647	544	C		
Zafira	5-dr MPV 98-04	Fixpoint	4304				761		Incl			
Zafira	5-dr MPV 98-04	Fixpoint	751	891	960	860	760	3081	Incl			
Zafira	5-dr MPV 01-> (BRAZIL)	Fixpoint	751	891	960	860	760	3081	Incl			
Zafira	5-dr MPV 01-> (BRAZIL)	Fixpoint	4304				761		Incl			
Zafira	5-dr MPV 01-> (BRAZIL)	Railing	757	891	961	861	761		Incl			

CHRYSLER









300	4-dr Sedan 11->	Normal	754	892	962	862	762	1604	544	C		
300C	5-dr Estate 04->	Railing	775	891	961	861	761		Incl			
300C	5-dr Estate 04->	Railing	757	891	961	861	761		Incl		784	J
300M	4-dr Sedan 98-03	Normal	754	891	961	861	761	1117	544			
Aspen	5-dr SUV 06->	Railing	757	891	961	861	761		Incl		784	J
Grand Caravan	5-dr MPV 04-07 (S. AMERICA)	T-Profile	753	891	961	861	761	3040	Incl			
Grand Voyager	5-dr MPV 91-95	Gutter	951				763		527			
Grand Voyager	5-dr MPV 96-05	Railing	757	891	961	861	761		Incl		784	J
Grand Voyager	5-dr MPV 96-05	T-Profile	753	891	961	861	761	3057	Incl			
Grand Voyager	5-dr MPV 96-05	Normal	754	892	962	862	762	1043	544			
Grand Voyager	5-dr MPV 01-07	Normal	754	892	962	862	762	1260	544			
Grand Voyager	5-dr MPV 06-07	T-Profile	753	892	969	869	769	3040	Incl			
Grand Voyager	5-dr MPV 08->	Railing	775	892	962	862	762		Incl			
Le Baron	2-dr Coupe 82-89	Gutter	951				762		527			
Le Baron	4-dr Sedan 82-89	Gutter	951				762		527			
Neon	4-dr Sedan 00-04	Normal	754	891	960	860	760	1192	544			
PT Cruiser	5-dr Estate 01-10	Fixpoint	753	891	961	861	761	3084	Incl			
PT Cruiser	5-dr Estate 01-10	Normal	754	891	961	861	761	1203	544			
Sebring	4-dr Sedan 01-06	Normal	754	891	961	861	761	1227	544	C		
Town & Country	5-dr MPV 90-95	Gutter	951				763		527			
Town & Country	4-dr MPV 95-05	T-Profile	753	891	961	861	761	3057	Incl			
Town & Country	5-dr MPV 95-05	Railing	757	891	961	861	761		Incl		784	J
Town & Country	5-dr MPV 95-05	T-Profile	753	891	961	861	761	3057	Incl			
Town & Country	5-dr MPV 95-05	Normal	754	892	962	862	762	1043	544			

CHRYSLER

		 Roof type	 Foot + SRA	 SlideBar	 WingBar	 AeroBar	 SquareBar					
Town & Country	5-dr MPV 06-07	T-Profile	753	892	969	869	769	3040	Incl			
Voyager	5-dr MPV 88-95	Gutter	951				763		527			
Voyager	5-dr MPV 95-00	Railing	775	892	969	869	769		Incl			
Voyager	5-dr MPV 95-00	Railing	757	892	969	869	769		Incl		785	J
Voyager	5-dr MPV 95-00	Normal	754	892	962	862	762	1043	544			
Voyager	5-dr MPV 96-05	T-Profile	753	891	961	861	761	3057	Incl			
Voyager	5-dr MPV 04-07	T-Profile	753	892	969	869	769	3040	Incl			
Voyager	5-dr MPV 08->	Railing	775	892	962	862	762		Incl			
Voyager LX	5-dr MPV 08->	Normal	754	893	963	863	763	1470	544	D		
Voyager/Grand Voyager	5-dr MPV 96-00, 01-05	Fixpoint	753	891	961	861	761	3057	Incl			

CITROËN

2 CV/Dyane	4-dr Sedan 71-90	Gutter	951				762		527			
Berlingo	Van 97-02, 03-07	Normal	754	861	961	891	761	1184	544	C		
Berlingo	4-dr Van 08->	Fixpoint	751	892	969	869	769	3072	Incl			
Berlingo	4-dr Van 08->	Railing	757	892	969	869	769		Incl		785	J
Berlingo	5-dr Van 08->	Fixpoint	751	892	969	869	769	3072	Incl			
Berlingo Family	4-dr MPV 03-07	Railing	757	891	960	860	760		Incl			
Berlingo Family	4-dr MPV 08->	Railing	775	892	962	862	762		Incl			
Berlingo Family	5-dr MPV 08->	Railing	775	892	962	862	762		Incl			
Berlingo Top	5-dr MPV 01-07	Railing	757	891	960	860	760		Incl			
BX	5-dr Estate 89-94	Railing	757	891	961	861	761		Incl		784	J
C1	5-dr Hatchback 05->	Normal	754	891	961	861	761	1444	544	C		
C15 Pickup	92->	Gutter	952				762		527			
C25	83-94	High Roof	420				766	422	Incl			
C25	83-94	Gutter	952				765		527			
C3	5-dr Hatchback 02-09	Normal	754	892	969	869	769	1605	544			
C3	5-dr MPV 09->	Railing	775	891	961	861	761		Incl			
C3 Picasso	5-dr MPV 09->	Railing	757	891	961	861	761		Incl		784	J
C3 X-TR	5-dr MPV 04-08	Railing	775	892	969	869	769		Incl			
C3 X-TR	5-dr MPV 04-08	Railing	757	892	969	869	769		Incl		785	J
C4	3-dr Hatchback 05-09	Fixpoint	753	891	960	860	760	3019	Incl			
C4	5-dr Hatchback 05-10	Fixpoint	753	891	960	860	760	3019	Incl			
C4	5-dr Hatchback 10->	Normal	754	892	969	869	769	1626	544	C		
C4 Grand Picasso	5-dr MPV 06->	Fixpoint	753	891	961	861	761	3056	Incl	H		
C4 Grand Picasso	5-dr MPV 06->	Railing	757	892	962	862	762		Incl			
C4 Picasso	5-dr MPV 07->	Fixpoint	753	891	961	861	761	3056	Incl			
C4 Picasso	5-dr MPV 07->	Railing	757	892	962	862	762		Incl			
C5	5-dr Estate 01-04, 05-07	Fixpoint	753	891	960	860	760	3041	Incl			
C5	5-dr Estate 01-04, 05-07	Railing	775	891	961	861	761		Incl			
C5	4-dr Sedan 01-04, 05-07	Fixpoint	753	891	960	860	760	3041	Incl			
C5	5-dr Estate 08->	Railing	757	891	961	861	761		Incl		784	J
C5	4-dr Sedan 08->	Fixpoint	753	891	961	861	761	3017	Incl			
C6 Liftback	5-dr Hatchback 05->	Fixpoint	753	891	961	861	761	3017	Incl			
C8	5-dr MPV 02-10	T-Profile	753	892	969	869	769	3035	Incl			
C8	5-dr MPV 02-10	Normal	754	892	962	862	762	1313	544	D		
C-crosser	5-dr SUV 07->	Railing	775	892	969	869	769		Incl			
C-crosser	5-dr SUV 07->	Railing	757	892	969	869	769		Incl		785	J
Chanson	3-dr Hatchback 96-03	Normal	754	891	960	860	760	1046	544	C		
Chanson	5-dr Hatchback 96-03	Normal	754	891	960	860	760	1046	544	C		
CX	5-dr Estate 75-92	Gutter	951				762		527			
CX	4-dr Sedan 75-89	Gutter	951				761		527			
Dispatch	3-dr Van 95-03, 04-06	Fixpoint	753	892	969	869	769	3023	Incl			
Dispatch	4-dr Van 95-03, 04-06	Fixpoint	753	892	969	869	769	3023	Incl			
Dispatch	4-dr Van 07->	Fixpoint	753	892	962	862	762	3051	Incl			
Dispatch	5-dr Van 95-03, 05-06	Fixpoint	753	892	969	869	769	3023	Incl			
Dispatch	5-dr Van 07->	Fixpoint	753	892	962	862	762	3051	Incl	H		

CITROËN		 Rooftype	 Foot + SRA	 SlideBar	 WingBar	 AeroBar	 SquareBar					
Evasion	5-dr MPV 94-01	T-Profile	753	892	969	869	769	3035	Incl			
GSA	72-93	Gutter	951				761		527			
Jumper	4-dr Bus 06->	Fixpoint	751	893	963	863	763	3031	Incl			
Jumper	4-dr Double Cab 06->	Normal	754					1439	544	D		
Jumper	2-dr Single Cab 06->	Normal	754					1439	544	A		
Jumpy	3-dr Van 95-03, 04-06	Fixpoint	753	892	969	869	769	3023	Incl			
Jumpy	4-dr Van 95-03, 04-06	Fixpoint	753	892	969	869	769	3023	Incl			
Jumpy	4-dr Van 07->	Fixpoint	753	892	962	862	762	3051	Incl			
Jumpy	5-dr Van 95-03, 04-06	Fixpoint	753	892	969	869	769	3023	Incl			
Jumpy	5-dr Van 07->	Fixpoint	753	892	962	862	762	3051	Incl			
LNA	2-dr Coupe 82-86	Gutter	951				761		527			
Nemo	3-dr Van 08->	Fixpoint	751	892	969	869	769	3070	Incl			
Nemo	3-dr Van 08->	Railing	757	892	962	862	762		Incl			
Nemo	4-dr Van 08->	Fixpoint	751	892	969	869	769	3070	Incl			
Nemo	4-dr Van 08->	Railing	757	892	962	862	762		Incl			
Nemo	5-dr Van 08->	Fixpoint	751	892	969	869	769	3070	Incl			
Nemo	5-dr Van 08->	Railing	757	892	962	862	762		Incl			
Saxo	3-dr Hatchback 96-03	Normal	754	891	960	860	760	1046	544	C		
Saxo	5-dr Hatchback 96-03	Normal	754	891	960	860	760	1046	544	C		
Visa	2-dr Coupe 80-89	Gutter	951				761		527			
Visa	4-dr Sedan 80-89	Gutter	951				761		527			
Xantia	5-dr Hatchback 93-01	Normal	754	891	961	861	761	1003	544			
Xantia	5-dr Estate 96-01	T-Profile	753	891	960	860	760	3084	Incl			
XM	5-dr Estate 90-00	Railing	757	891	961	861	761		Incl		784	J
XM	5-dr Estate 90-00	Normal	754	891	961	861	761	1003	544			
XM	5-dr Hatchback 90-00	Normal	754	891	961	861	761	1003	544			
Xsara	5-dr Estate 96-06	Fixpoint	753	891	960	860	760	3084	Incl			
Xsara	3-dr Hatchback 98-00, 01-06	Normal	754	891	961	861	761	1056	544	D		
Xsara	5-dr Hatchback 98-00, 01-06	Normal	754	891	961	861	761	1056	544	D		
Xsara Break	5-dr Estate 98-00, 01-> (BRAZIL)	T-Profile	753	892	969	869	769	3084	Incl			
Xsara Picasso	5-dr MPV 01-> (BRAZIL)	Normal	754	891	961	861	761	1184	544			
Xsara Picasso	5-dr MPV 00-03, 04-06	Normal	754	891	961	861	761	1184	544	C		
ZX	5-dr Hatchback 91-98	Normal	754	891	961	861	761	1012	544			
ZX	5-dr Estate 92-98	Railing	757	891	961	861	761		Incl		784	J
ZX	3-dr Hatchback 93-98	Normal	754	891	961	861	761	1012	544			












DACIA

Duster	5-dr SUV 10->	Railing	775	891	961	861	761		Incl			
Logan	4-dr Sedan 04->	Normal	754	892	969	869	769	1378	544	C		
Logan	5-dr MPV 07->	Railing	775	891	960	860	760		Incl			
Logan	5-dr MPV 07->	Railing	757	891	960	860	760		Incl			
Logan MCV	3-dr Van 07->	Railing	775	891	960	860	760		Incl			
Logan MCV	3-dr Van 07->	Railing	757	891	960	860	760		Incl			
Logan MCV	5-dr Estate 08->	Railing	775	891	960	860	760		Incl			
Sandero	5-dr Hatchback 08->	Normal	754	891	961	861	761	1378	544	C		
Sandero Stepway	5-dr SUV 09->	Railing	757	891	961	861	761		Incl		784	J

DAEWOO

Cielo	4-dr Sedan 95-97	Fixpoint	751	891	960	860	760	3081	Incl			
Cielo	4-dr Sedan 95-97	Fixpoint	4304				760		Incl			
d'Artz	5-dr Hatchback 98-00, 01-05	Normal	754	891	961	861	761	1105	544			
Evanda	4-dr Sedan 03-06	Normal	754	892	962	862	762	1318	544	D		
Kalos	5-dr Hatchback 03-11	Normal	754	891	961	861	761	1303	544	C		
Lacetti	5-dr Hatchback 04-08	Normal	754	891	961	861	761	1338	544	B		
Lacetti	4-dr Sedan 04-08	Normal	754	891	961	861	761	1338	544	A		
Lacetti Premiere	4-dr Sedan 09->	Normal	754	892	969	869	769	1569	544	C		
Lanos	5-dr Hatchback 97-03	Normal	754	891	961	861	761	1107	544			

DAEWOO

		 Roof type	 Foot + SRA	 Slide Bar	 Wing Bar	 Aero Bar	 Square Bar					
Lanos	4-dr Sedan 97-03	Normal	754	891	961	861	761	1107	544			
Lanos	3-dr Hatchback 98-03	Normal	754+ 774	891	960	860	760	1107	596			
Le mans	5-dr Hatchback 90-94	Fixpoint	751	891	960	860	760	3081	Incl			
Le mans	5-dr Hatchback 90-94	Fixpoint	4304				760		Incl			
Le mans	4-dr Sedan 90-94	Fixpoint	751	891	960	860	760	3081	Incl			
Le mans	4-dr Sedan 90-94	Fixpoint	4304				760		Incl			
Leganza	4-dr Sedan 97-02	Normal	754	891	961	861	761	1107	544			
Matiz	5-dr Hatchback 01-05	Railing	757	891	961	861	761		Incl		784	J
Matiz	5-dr Hatchback 98-00, 01-05	Normal	754	891	961	861	761	1105	544			
Musso	5-dr SUV 93-05	Normal	754	892	962	862	762	1203	544	C		
Nexia	4-dr Sedan 95-98	Fixpoint	751	891	960	860	760	3081	Incl			
Nexia	4-dr Sedan 95-98	Fixpoint	4304				760		Incl			
Nubira I	5-dr Estate 97-03	Railing	757	891	960	860	760		Incl			
Nubira I	4-dr Sedan 97-99, 00-02	Normal	754	891	961	861	761	1107	544			
Nubira II	5-dr Estate 04->	Railing	757	891	960	860	760		Incl			
Nubira II	4-dr Sedan 04->	Normal	754	891	961	861	761	1338	544	A		
Racer II	4-dr Sedan 95-97	Fixpoint	751	891	960	860	760	3081	Incl			
Racer II	4-dr Sedan 95-97	Fixpoint	4304				760		Incl			
Rezzo	5-dr Estate 00-04, 05-08	Railing	757	891	960	860	760		Incl			
Rezzo	5-dr Estate 00-04, 05-08	Normal	754	892	962	862	762	1207	544			
Royal	78-88	Gutter	951				762		527			
Tacuma	5-dr Estate 00-04, 05-08	Railing	757	891	960	860	760		Incl			
Tacuma	5-dr Estate 00-04, 05-08	Normal	754	892	962	862	762	1207	544			

DAF

Daf 400 LWB	Van	Gutter	420				766		Incl			
-------------	-----	--------	-----	--	--	--	-----	--	------	--	--	--






DAIHATSU

Altis	4-dr Sedan 01-06	Normal	754	892	962	862	762	1261	544			
Applause	4-dr Sedan 90-97	Gutter	951				761		527			
Applause	4-dr Sedan 98-00	Gutter	369				761		527			
Atrai	5-dr MPV 05-> (JPN)	Gutter	952				769		527	C		
Bego	5-dr MPV 05->	Normal	754	891	961	861	761	1395	544	B		
Charade	3-dr Hatchback 83-86	Gutter	951				761		527			
Charade	5-dr Hatchback 03-07	Normal	754	891	961	861	761	1424	544	C		
Charmant	4-dr Sedan 82-87	Gutter	951				761		527			
Cuore	3-dr Hatchback 99-00, 01-02	Normal	754+ 774	891	961	861	761	1162	596	C		
Cuore	5-dr Hatchback 99-00, 01-02	Normal	754	891	961	861	761	1162	544	C		
Cuore (Mk II)	5-dr Hatchback 03-07	Normal	754	891	961	861	761	1424	544	C		
Feroza	2-dr SUV 88-00	Gutter	951				761		527			
Feroza	3-dr SUV 88-00	Railing	757	891	960	860	760		Incl			
Feroza	3-dr SUV 88-00	Gutter	951				761		527			
Hijet	5-dr MPV 05-> (JPN)	Gutter	952				769		527	C		
Materia	5-dr MPV 07->	Normal	754	892	962	862	762	1394	544	B		
Mira (Mk.V.)	3-dr Hatchback 98-02	Normal	754+ 774	891	961	861	761	1162	596	C		
Mira (Mk.V.)	5-dr Hatchback 99-02	Normal	754	891	961	861	761	1162	544	C		
Sirion	5-dr Hatchback 98-05	Normal	754	891	961	861	761	1133	544			
Sirion	5-dr Hatchback 06->	Normal	754	892	962	862	762	1141	544	D		
Storia	5-dr Hatchback 98-04	Normal	754	891	961	861	761	1133	544			
Terios	5-dr SUV 97-99, 00-05	Flush R.	753	891	960	860	760	3024	Incl			
Terios	5-dr SUV 06->	Railing	775	892	969	869	769		Incl			
Terios	5-dr SUV 06->	Normal	754	891	961	861	761	1395	544			
Trevis	5-dr Hatchback 06->	Normal	754	891	961	861	761	1433	544	D		
YRV	5-dr Estate 00->	Normal	754	891	961	861	761	1220	544	C		

DODGE

600	2-dr Coupe 83-88	Gutter	951				762		527			
-----	------------------	--------	-----	--	--	--	-----	--	-----	--	--	--












DODGE

		 Roof type	 Foot + SRA	 SlideBar	 WingBar	 AeroBar	 SquareBar					
600	2-dr Sedan 83-88	Gutter	951				762		527			
Caravan	5-dr MPV 96-05 (S. AMERICA)	Railing	757	891	961	861	761		Incl			
Caravan	5-dr MPV 96-00, 01-07	T-Profile	753	891	961	861	761	3057	Incl			
Caravan/Grand Caravan	5-dr MPV 95-00, 01-05	Fixpoint	753	891	961	861	761	3057	Incl			
Caravan/Grand Caravan	5-dr MPV 06-07	Fixpoint	753	892	969	869	769	3040	Incl			
Charger	4-dr Sedan 11->	Normal	754	892	962	862	762	1604	544	C		
Dakota	4-dr Double Cab 05-> (USA)	Normal	754	892	969	869	769	1509	544			
Dakota	2-dr Single Cab 05-> (USA)	Normal	754	892	969	869	769	1509	544			
Grand Caravan	5-dr MPV 96-00	T-Profile	753	891	961	861	761	3057	Incl			
Grand Caravan	4-dr MPV 96-00, 01-07	T-Profile	753	891	961	861	761	3057	Incl			
Grand Caravan	5-dr MPV 01-07	T-Profile	753	891	961	861	761	3057	Incl			
Journey	5-dr Estate 08->	Railing	757	891	961	861	761		Incl		784	J
Neon	4-dr Sedan 00-04	Normal	754	891	961	861	761	1192	544			
Omni	78-90	Gutter	951				762		527			
Ram	79-94	Gutter	952				765		527			
Ram 1500	4-dr Double Cab 02-08	Normal	754	892	962	862	762	1528	544			
Ram 1500	2-dr Single Cab 02-08	Normal	754	892	962	862	762	1528	544			
Ram 1500	4-dr Double Cab 09->	Normal	754	893	963	863	763	1520	544	C		
Ram 1500	2-dr Single Cab 09->	Normal	754	893	963	863	763	1520	544	C		
Ram 2500	4-dr Double Cab 02-09	Normal	754	892	962	862	762	1528	544			
Ram 2500	2-dr Single Cab 02-09	Normal	754	892	962	862	762	1528	544			
Ram 3500	4-dr Double Cab 02-09	Normal	754	892	962	862	762	1528	544			
Ram 3500	2-dr Single Cab 02-09	Normal	754	892	962	862	762	1528	544			
Stratus	4-dr Sedan 00-06	Normal	754	891	961	861	761	1227	544	C		
Van	5-dr MPV 88-03	Gutter	952				765		527			

FIAT

132	FIAT 132 73-85	Gutter	951				761		527			
500	3-dr Hatchback 07->	Normal	754+ 774	891	961	861	761	1611	596	C		
Brava	5-dr Hatchback 96-02	Normal	754	891	961	861	761	1059	544	D		
Bravissimo	3-dr Hatchback 96-02	Normal	754	891	961	861	761	1059	544	D		
Bravo	3-dr Hatchback 96-02	Normal	754	891	961	861	761	1059	544	D		
Bravo	5-dr Hatchback 07->	Normal	754	892	969	869	769	1451	544	D		
Croma	4-dr Sedan 87-96	Normal	754	891	961	861	761	1003	544			
Croma	5-dr Estate 05->	Fixpoint	753	891	961	861	761	3053	Incl			
Croma	5-dr Estate 05->	Railing	757	891	961	861	761		Incl		784	J
Doblo	3-dr Van 00-03, 04-09	Fixpoint	753	892	969	869	769	3021	Incl			
Doblo	4-dr Van 00-03, 04-09	Fixpoint	753	892	969	869	769	3021	Incl			
Doblo	5-dr Van 00-03, 04-09	Fixpoint	753	892	969	869	769	3021	Incl			
Doblo	4-dr Van 02-> (S. AMERICA)	Normal	754	892	962	862	762	1099	544			
Doblo	4-dr Van 02-> (S. AMERICA)	Railing	757	892	962	862	762		Incl			
Doblo	5-dr Van 10->	Railing	775	893	963	863	763		Incl			
Doblo	5-dr Van 10->	Fixpoint	753	892	969	869	769	3088	Incl			
Doblo Malibo	5-dr Van 00->	Railing	757	892	969	869	769		Incl		785	J
Doblo Maxi	4-dr Van 08-09	Fixpoint	753	892	969	869	769	3021	Incl			
Ducato	4-dr Bus 06->	Fixpoint	751	893	963	863	763	3031	Incl			
Ducato	4-dr Double Cab 06->	Normal	754					1439	544	D		
Ducato	2-dr Single Cab 06->	Normal	754					1439	544	A		
Fiorino	3-dr Van 74-88 (BRAZIL)	Gutter	951				762		527			
Fiorino	3-dr Van 89-> (BRAZIL)	Gutter	951				762		527			
Fiorino	3-dr Van 08->	Fixpoint	751	892	969	869	769	3070	Incl			
Fiorino	3-dr Van 08->	Railing	775	892	962	862	762		Incl			
Fiorino	4-dr Van 08->	Fixpoint	751	892	969	869	769	3070	Incl			
Fiorino	4-dr Van 08->	Railing	757	892	962	862	762		Incl			
Fiorino	5-dr Van 08->	Fixpoint	751	892	969	869	769	3070	Incl			
Fiorino	5-dr Van 08->	Railing	775	892	962	862	762		Incl			
Grande Punto	3-dr Hatchback 05->	Normal	754	891	961	861	761	1598	544			












FIAT

		 Roof type	 Foot + SRA	 Slide Bar	 Wing Bar	 Aero Bar	 Square Bar					
Grande Punto	5-dr Hatchback 05->	Normal	754	891	961	861	761	1598	544			
Idea	5-dr Hatchback 03->	Railing	757	891	961	861	761		Incl		784	J
Idea	5-dr MPV 03->	Fixpoint	753	891	961	861	761	3004	Incl			
Linea	4-dr Sedan 07->	Normal	754	891	961	861	761	1447	544	C		
Linea	5-dr Sedan 08-> (BRAZIL)	Normal	754	891	961	861	761	1413	544			
Marea	5-dr Estate 96-03	Railing	757	891	960	860	760		Incl		784	J
Marea	4-dr Sedan 96-02	Normal	754	891	961	861	761	1059	544	D		
Multipla	5-dr MPV 99-01	Normal	754	893	963	863	763	1130	544			
Multipla	5-dr MPV 02-04, 05->	Normal	754	893	963	863	763	1130	544			
Palio	5-dr Estate 97-00	Railing	757	891	960	860	760		Incl			
Panda	3-dr Hatchback 83-02	Railing	757	891	961	861	761		Incl		784	J
Panda	5-dr Hatchback 03->	Railing	757	892	969	869	769		Incl		785	J
Panda	5-dr Hatchback 03->	Normal	754	891	961	861	761	1099	544	C/H		
Panda 4X4	5-dr Hatchback 04->	Railing	757	892	969	869	769		Incl		785	J
Punto	3-dr Hatchback 94-98	Normal	754	891	961	861	761	1175	544			
Punto	5-dr Hatchback 94-98	Normal	754	891	961	861	761	1175	544			
Punto	5-dr Hatchback 99-02, 03->	Fixpoint	753	891	961	861	761	3110	Incl			
Punto	5-dr Hatchback 07-> (S. AMERICA)	Normal	754	891	961	861	761	1598	544			
Punto Evo	3-dr Hatchback 09->	Normal	754	891	961	861	761	1598	544			
Punto Evo	5-dr Hatchback 09->	Normal	754	891	961	861	761	1598	544			
Qubo	4-dr MPV 08->	Fixpoint	751	892	969	869	769	3070	Incl			
Qubo	5-dr MPV 08->	Fixpoint	751	892	969	869	769	3070	Incl			
Qubo	5-dr MPV 08->	Railing	775	892	962	862	762		Incl			
Regatta	4-dr Sedan 83-90	Gutter	951				761		527			
Ritmo	5-dr Hatchback 78-88	Gutter	951				761		527			
Scudo	3-dr Van 95-03, 04-06	Fixpoint	753	892	969	869	769	3023	Incl			
Scudo	4-dr Van 95-03, 04-06	Fixpoint	753	892	969	869	769	3023	Incl			
Scudo	4-dr Van 07->	Fixpoint	753	892	962	862	762	3051	Incl			
Scudo	5-dr Van 95-03, 04-06	Fixpoint	753	892	969	869	769	3023	Incl			
Scudo	5-dr Van 07->	Fixpoint	753	892	962	862	762	3051	Incl			
Sedici	5-dr MPV 06->	Railing	775	892	969	869	769		Incl			
Sedici	5-dr MPV 06->	Railing	757	891	961	861	761		Incl		784	J
Seicento	3-dr Hatchback 98->	Normal	754	891	960	860	760	1106	544			
Stilo	3-dr Hatchback 02-07	Fixpoint	753	891	961	861	761	3004	Incl			
Stilo	5-dr Hatchback 02-07	Fixpoint	753	891	961	861	761	3004	Incl			
Stilo	5-dr Hatchback 02-> (S. AMERICA)	Fixpoint	753	891	961	861	761	3004	Incl			
Stilo Multiwagon	5-dr Estate 03->	Railing	757	892	969	869	769		Incl		785	J
Stilo Upoad	5-dr SUV 05->	Railing	775	892	969	869	769		Incl			
Strada	2-dr Extended Cab 04->	Railing	757	891	960	860	760		Incl	H		
Tempra	5-dr Estate 89-98	Railing	757	891	960	860	760		Incl			
Tempra	5-dr Estate 92-99 (S. AMERICA)	Railing	757	891	960	860	760		Incl			
Tipo	5-dr Hatchback 93-96	Normal	754	891	961	861	761	1016	544			
Ulysse	5-dr MPV 94-01, 02-10	T-Profile	753	892	969	869	769	3035	Incl			
Ulysse	5-dr MPV 02-10	Normal	754	892	962	862	762	1313	544	D		
Uno	5-dr Estate 84-98	Railing	757	891	960	860	760		Incl			












FORD









Aerostar	4-dr MPV 90-97	Railing	757	891	961	861	761		Incl		784	J
Bronco	SUV 80-96	Gutter	951				763		527			
Bronco II	4-dr SUV 84-90	Gutter	951				763		527			
Capri	2-dr Coupe 80-94	Gutter	951				761		527			
C-Max (Mk I)	5-dr MPV 03-10	Fixpoint	753	891	961	861	761	3015	Incl			
C-Max (Mk II)	5-dr MPV 10->	Normal	754	892	962	862	762	1617	544			
Ecosport	5-dr SUV 10-> (S. AMERICA)	Railing	775	891	961	861	761		Incl			
Edge	5-dr SUV 07->	Normal	754	892	962	862	762	1530	544	C		
Escape	5-dr SUV 00-07	Normal	754	892	962	862	762	1200	544			

FORD

		 Rooftype	 Foot + SRA	 SlideBar	 WingBar	 AeroBar	 SquareBar					
Escape	5-dr SUV 08->	Railing	775	891	960	860	760		Incl			
Escort	5-dr Hatchback 81-90	Gutter	951				761		527			
Escort	3-dr Hatchback 81-90	Gutter	951				761		527			
Escort	5-dr Estate 81-90	Gutter	951				761		527			
Escort	5-dr Hatchback 91-99	Normal	754	891	961	861	761	1299	544	C		
Escort	5-dr Estate 91-99	Railing	757	891	960	860	760		Incl			
Escort	4-dr Sedan 91-99	Normal	754	891	960	860	760	1299	544	C		
Escort Express	80-90	Gutter	952				762		527			
Escort Express	3-dr Van 91-01	Fixpoint	751	891	960	860	760	3081	Incl			
Escort Express	3-dr Van 91-01	Fixpoint	4304				760		Incl			
Explorer	5-dr SUV 02-05 (USA)	Railing	775	891	961	861	761		Incl			
Explorer Sport	3-dr SUV 01-> (USA)	Railing	775	892	962	862	762		Incl			
Explorer Sport Trac	5-dr SUV 01-> (USA)	Railing	775	892	962	862	762		Incl			
F-150	4-dr Double Cab 09-> (USA)	Normal	754	893	963	863	763	1521	544	C		
F-250/350	4-dr Single Cab 99-> (USA)	Normal	754	893	963	863	763	1508	544			
F-250/350	4-dr Double Cab 99->	Normal	754	893	963	863	763	1508	544	C		
F-250/350	4-dr Crew Cab 05-> (USA)	Normal	754	893	963	863	763	1508	544			
Fairmont	4-dr Sedan 99-02, 03-> (AU)	Normal	754	891	961	861	761	1143	544	C		
Falcon	4-dr Sedan 99-02, 03-08 (AU)	Normal	754	891	961	861	761	1143	544	C		
Falcon	4-dr Sedan 08-> (AU)	Normal	754	892	962	862	762	1506	544			
Fiesta	5-dr Hatchback 78-89	Gutter	951				761		527			
Fiesta	3-dr Hatchback 78-89	Gutter	951				761		527			
Fiesta	5-dr Hatchback 90-95, 96-02	Fixpoint	751	891	960	860	760	3081	Incl			
Fiesta	5-dr Hatchback 90-95, 96-02	Fixpoint	4304				760		Incl			
Fiesta	5-dr Hatchback 90-95, 96-02	Normal	754	891	961	861	761	1025	544			
Fiesta	3-dr Hatchback 90-95, 96-02	Fixpoint	751	891	960	860	760	3081	Incl			
Fiesta	3-dr Hatchback 90-95, 96-02	Fixpoint	4304				760		Incl			
Fiesta	3-dr Hatchback 96-02	Normal	754+ 774	891	961	861	761	1025	596			
Fiesta	5-dr Hatchback 02-08	Normal	754	891	961	861	761	1278	544			
Fiesta	3-dr Hatchback 03-08	Normal	754	892	962	862	762	1322	544	C		
Fiesta	5-dr Hatchback 04-07 (BRAZIL)	Normal	754	891	961	861	761	1453	544	C		
Fiesta	5-dr Hatchback 08->	Normal	754	891	961	861	761	1503	544			
Fiesta	3-dr Hatchback 08->	Normal	754+ 774	891	961	861	761	1503	596	B		
Fiesta	4-dr Sedan 08->	Normal	754	892	969	869	769	1503	544	B		
Figo	5-dr Hatchback 10->	Normal	754	892	969	869	769	1458	544	D		
Flex	5-dr SUV 08->	Normal	754	893	963	863	763	1518	544	E		
Focus	5-dr Estate 98-04	Railing	757	891	960	860	760		Incl			
Focus	5-dr Estate 98-04	Normal	754	891	961	861	761	1129	544			
Focus	3-dr Hatchback 98-04	Normal	754+ 774	891	961	861	761	1129	596			
Focus	5-dr Hatchback 98-04	Normal	754	891	961	861	761	1129	544			
Focus	4-dr Sedan 98-04	Normal	754	891	961	861	761	1129	544			
Focus	3-dr Hatchback 00-08 (BRAZIL)	Normal	754+ 774	891	961	861	761	1129	596			
Focus	5-dr Hatchback 00-08 (BRAZIL)	Normal	754	891	961	861	761	1129	544			
Focus	5-dr Hatchback 09-> (BRAZIL)	Normal	754	892	969	869	769	1476	544			
Focus (Mk II)	5-dr Estate 04-07	T-Profile	753	891	961	861	761	3033	Incl			
Focus (Mk II)	5-dr Estate 04-07	Railing	757	891	960	860	760		Incl		784	J
Focus (Mk II)	5-dr Hatchback 06->	Normal	754	892	969	869	769	1476	544	C		
Focus (Mk II)	3-dr Hatchback 05-07, 08-11	Fixpoint	753	891	961	861	761	3015	Incl			
Focus (Mk II)	5-dr Hatchback 05-07, 08-11	Fixpoint	753	891	961	861	761	3015	Incl			
Focus (Mk II)	4-dr Sedan 05-07, 08-11	Fixpoint	753	891	961	861	761	3015	Incl			
Focus (Mk II)	5-dr Estate 04-07, 08-11	Fixpoint	753	891	961	861	761	3015	Incl			
Focus (Mk II)	5-dr Estate 08-11	Railing	757	891	961	861	761		Incl		784	J
Focus (Mk III)	5-dr Estate 11->	Flush R.	753	891	961	861	761	4024	Incl			
Focus (Mk III)	5-dr Hatchback 11->	Normal	754	892	969	869	769	1634	544	D		
Focus (Mk III)	5-dr Hatchback 11->	Normal	754	892	969	869	769	1627	544	C		M
Focus (Mk III)	4-dr Sedan 11->	Normal	754	892	969	869	769	1634	544	D		
Focus (Mk III)	4-dr Sedan 11->	Normal	754	892	969	869	769	1627	544	C		M

FORD

		 Roof type	 Foot + SRA	 Slide Bar	 Wing Bar	 Aero Bar	 Square Bar					
Fusion	5-dr Hatchback 02-05	Normal	754	892	969	869	769	1124	544	C		
Fusion	5-dr Hatchback 06->	Normal	754	892	969	869	769	1458	544	D		
Fusion	4-dr Sedan 06-> (USA)	Normal	754	892	969	869	769	1529	544	C		
Galaxy	5-dr MPV 96-00	Railing	775	892	969	869	769		Incl			
Galaxy	5-dr MPV 96-00	Railing	757	892	969	869	769		Incl		785	J
Galaxy	5-dr MPV 96-00	Normal	754	892	962	862	762	1040	544			
Galaxy	5-dr MPV 01-05	Railing	775	892	969	869	769		Incl			
Galaxy	5-dr MPV 01-05	Railing	757	892	969	869	769		Incl		785	J
Galaxy	5-dr MPV 06-09	T-Profile	753	891	961	861	761	3033	Incl			
Galaxy	5-dr MPV 10->	Flush R.	753	892	969	869	769	4016	Incl	C		
Grand C-Max	5-dr MPV 10->	Railing	757	892	969	869	769		Incl		785	J
Grand C-Max	5-dr MPV 10->	Normal	754	892	962	862	762	1635	544			
Ka	3-dr Hatchback 97-08	Normal	754+ 774	891	960	860	760	1084	596	E		
Ka	3-dr Hatchback 97-07 (S. AMERICA)	Normal	754+ 774	891	960	860	760	1084	596			
Ka	3-dr Hatchback 08-> (S. AMERICA)	Normal	754+ 774	891	960	860	760	1084	596			
Ka	3-dr Hatchback 09->	Normal	754+ 774	891	961	861	761	1496	596	C		
Kuga	5-dr SUV 08->	Railing	757	892	969	869	769		Incl		785	J
Laser	4-dr Sedan 99-03	Normal	754	891	961	861	761	1110	544			
Maverick	3-dr SUV 93-07	Railing	757	891	961	861	761		Incl		784	J
Maverick	3-dr SUV 93-99	Normal	754+ 774	891	961	861	761	1109	596			
Maverick	5-dr SUV 93-99	Normal	754	891	961	861	761	1109	544			
Maverick	5-dr SUV 01-07	Normal	754	892	962	862	762	1200	544			
Maverick	5-dr SUV 93-99, 01-07	Railing	757	891	961	861	761		Incl		784	J
Mondeo	5-dr Estate 93-00	Railing	757	891	960	860	760		Incl			
Mondeo	5-dr Wagon 96-00 (S. AMERICA)	Railing	757	891	960	860	760		Incl			
Mondeo (Mk II)	5-dr Hatchback 01-07	Fixpoint	753	891	961	861	761	3069	Incl			
Mondeo (Mk II)	5-dr Hatchback 01-07	Normal	754	891	961	861	761	1226	544			
Mondeo (Mk II)	4-dr Sedan 01-07	Fixpoint	753	891	961	861	761	3069	Incl			
Mondeo (Mk II)	4-dr Sedan 01-07	Normal	754	891	961	861	761	1226	544			
Mondeo (Mk II)	5-dr Estate 01-07	Railing	757	891	961	861	761		Incl		784	J
Mondeo (Mk II)	5-dr Estate 01-07	Normal	754	891	961	861	761	1226	544			
Mondeo (Mk III)	5-dr Estate 07->	Normal	754	892	969	869	769	1449	544			
Mondeo (Mk III)	5-dr Estate 07->	Railing	757	891	961	861	761		Incl		784	J
Mondeo (Mk III)	5-dr Hatchback 07->	Normal	754	892	962	862	762	1445	544			
Mondeo (Mk III)	4-dr Sedan 07->	Normal	754	892	962	862	762	1445	544			
Orion	4-dr Sedan 80-90	Gutter	951				761		527			
Orion	4-dr Sedan 91-99	Normal	754	891	961	861	761	1299	544	C		
Puma	2-dr Coupe 97-01	Normal	754+ 774	891	960	860	760	1087	596			
Ranger	4-dr Double Cab 98-02, 03->	Normal	754	891	961	861	761	1292	544	C		
Ranger	2-dr Single Cab 03->	Normal	754	891	961	861	761	1292	544	C		
Scorpio	5-dr Hatchback 85-94	Normal	754	891	961	861	761	1299	544	C		
Scorpio	5-dr Estate 85-94, 95-98	Railing	757	891	960	860	760		Incl			
Scorpio	4-dr Sedan 90-94, 95-98	Normal	754	891	961	861	761	1299	544	C		
Sierra	5-dr Estate 83-94	Railing	757	891	960	860	760		Incl			
Sierra	4-dr Sedan 88-93	Fixpoint	751	891	960	860	760	3081	Incl			
Sierra	4-dr Sedan 88-93	Fixpoint	4304				760		Incl			
S-Max (Glass roof)	5-dr MPV 06->	Fixpoint	753	892	962	862	762	3030	Incl			
S-Max	5-dr MPV 06->, Glass roof	Normal	754	893	963	863	763	1472	544	B		
Taurus	5-dr Estate 86-95	Gutter	951				762		527			
Taurus	4-dr Sedan 06-> (USA)	Normal	754	892	962	862	762	1533	544	C		
Telstar	5-dr Estate 92->	Railing	757	891	961	861	761		Incl		784	J
Telstar	4-dr Sedan 98-02	Normal	754	892	962	862	762	1053	544			
Territory	5-dr SUV 03->	Fixpoint	753	891	960	860	760	3077	Incl			
Tourneo Connect	5-dr Bus 03->	Fixpoint	753	891	961	861	761	3021	Incl	H		
Tourneo Transit	5-dr Bus 03->	Gutter	951				766		527			
Transit	2-dr Single Cab 00-05, 07->	Gutter	951				766		527			

		 Rooftype	 Foot + SRA	 SlideBar	 WingBar	 AeroBar	 SquareBar					
Transit	4-dr Double Cab 00-05, 06->	Gutter	951				766		527			
Transit	4-dr Van 06->	Gutter	951				766		527			
Transit	5-dr Van 00-05, 06->	High Roof	952				766		527			
Transit	5-dr Van 00-05, 06->	Gutter	952				766		527			
Transit 120/130/160/190	75-85	Gutter	952				765		527			
Transit 120/130/160/190	86-99	Gutter	951				765		527			
Transit Connect	4-dr Van 03->	Fixpoint	753	891	961	861	761	3021	Incl	H		
Windstar	5-dr MPV 95-96	Railing	757	891	960	860	760		Incl			

GAZ

Gazelle 2705	5-dr Bus 90->	High Roof	953				765		527			
Gazelle 3221	5-dr Bus 90-02, 93->	High Roof	953				765		527			
Sobol 2217	5-dr Bus 96-02	Gutter	952				765		527			
Sobol 2752	5-dr Bus 96-02	High Roof	953				765		527			
Volga 2410000	4-dr Sedan 85-92	Gutter	951				761		527			
Volga 3102	4-dr Sedan 82->	Gutter	951				761		527			
Volga 310221	5-dr Estate 97-04	Gutter	951				761		527			
Volga 3110	4-dr Sedan 97-04	Gutter	951				761		527			

GEO

Prizm	4-dr Sedan 89-92	Gutter	951				762		527			
-------	------------------	--------	-----	--	--	--	-----	--	-----	--	--	--

GMC

Canyon	4-dr Double Cab 04-> (USA)	Normal	754	892	969	869	769	1461	544	D		
Sierra	4-dr Double Cab 99-07	Normal	754	893	963	863	763	1522	544	C		
Sierra	3-dr Extended Cab 99-07	Normal	754	893	963	863	763	1522	544	C		
Sierra	2-dr Single Cab 99-07	Normal	754	893	963	863	763	1522	544	C		
Sierra	4-dr Double Cab 07->	Normal	754	893	963	863	763	1532	544	C		
Sierra	3-dr Extended Cab 07->	Normal	754	893	963	863	763	1532	544	C		
Sierra	2-dr Single Cab 07->	Normal	754	893	963	863	763	1532	544	C		
Vandura	5-dr Van 80-96	Gutter	952				765		527			












GREAT WALL

Haval H5	5-dr SUV 11->	Fixpoint	753	891	961	861	761	3105	Incl			
Hover	5-dr SUV 11->	Fixpoint	753	891	961	861	761	3105	Incl			
Steed	4-dr Double Cab 09->	Normal	754	891	961	861	761	1461	544	D		
V240	4-dr Double Cab 09->	Normal	754	891	961	861	761	1461	544	D		
Wingle	4-dr Double Cab 06->	Normal	754	891	961	861	761	1461	544	D		
X240	5-dr SUV 11->	Fixpoint	753	891	961	861	761	3105	Incl			

HOLDEN

Astra	5-dr Estate 92-97, 98-03	Railing	757	891	960	860	760		Incl			
Astra	3-dr Hatchback 92-97, 98-03	Fixpoint	751	891	960	860	760	3081	Incl			
Astra	3-dr Hatchback 92-97, 98-03	Fixpoint	4304				760		Incl			
Astra	5-dr Hatchback 92-97, 98-03	Fixpoint	751	891	960	860	760	3081	Incl			
Astra	5-dr Hatchback 92-97, 98-03	Fixpoint	4304				760		Incl			
Astra	4-dr Sedan 92-97, 98-03	Fixpoint	751	891	960	860	760	3081	Incl			
Astra	4-dr Sedan 92-97, 98-03	Fixpoint	4304				760		Incl			
Astra	3-dr Coupe 00-05	Fixpoint	751	891	960	860	760	3081	Incl			
Astra	3-dr Coupe 00-05	Fixpoint	4304				761		Incl			
Astra	5-dr Hatchback 04-09	Fixpoint	753	891	960	860	760	3025	Incl			
Astra	5-dr Estate 07->	Flush R.	753	891	960	860	760	4011	Incl			
Astra	5-dr Estate 07->	Flush R.	4903		961	861	761	4919	J	J		
Astra	5-dr Hatchback 10->	Fixpoint	753	891	961	861	761	3090	Incl			
Astra GTC	3-dr Hatchback 05-09	Fixpoint	753	891	960	860	760	3025	Incl			
Barina	3-dr Hatchback 94-00, 01-05	Fixpoint	751	891	960	860	760	3081	Incl			
Barina	3-dr Hatchback 99-05	Fixpoint	4304				760		Incl			












HOLDEN

		 Roof type	 Foot + SRA	 Slide Bar	 Wing Bar	 Aero Bar	 Square Bar					
Barina	5-dr Hatchback 94-00, 01-05	Fixpoint	751	891	960	860	760	3081	Incl			
Barina	5-dr Hatchback 99-05	Fixpoint	4304				760		Incl			
Barina	4-dr Sedan 06->	Normal	754	891	961	861	761	1420	544			
Commodore	4-dr Sedan 97-05	Normal	754	892	962	862	762	1149	544			
Commodore VE	4-dr Sedan 06->	Normal	754	892	962	862	762	1432	544			
Commodore VE	5-dr Estate 08->	Normal	754	892	962	862	762	1432	544			
Cruze	4-dr Sedan 09->	Normal	754	892	969	869	769	1569	544	C		
Insignia	5-dr Estate 08->	Flush R.	753	891	961	861	761	4012	Incl			
Insignia	4-dr Sedan 09->	Normal	754	892	962	862	762	1513	544	B		
Insignia	5-dr Hatchback 09->	Normal	754	892	962	862	762	1513	544	C		
Jackaroo	3-dr SUV 93-99	Normal	754+ 774	892	962	862	762	1091	596			
Jackaroo	5-dr SUV 93-99	Normal	754	892	962	862	762	1091	544			
Signum	5-dr Estate 03-08	Flush R.	753	891	961	861	761	4010	Incl			
Vectra	5-dr Hatchback 89-95, 96-01	Normal	754	891	961	861	761	1003	544			
Vectra	4-dr Sedan 89-95, 96-01	Normal	754	891	961	861	761	1003	544			
Vectra	4-dr Sedan 02-05, 06-08	Fixpoint	753	891	961	861	761	3006	Incl			
Vectra GTS	5-dr Hatchback 02-05, 06-08	Fixpoint	753	891	961	861	761	3006	Incl			
Viva	5-dr Hatchback 04->	Normal	754	891	961	861	761	1338	544	B		
Viva	4-dr Sedan 04->	Normal	754	891	961	861	761	1338	544	B		
Zafira	5-dr MPV 05->	Fixpoint	753	891	960	860	760	3025	Incl			
Zafira	5-dr MPV 05-06	Flush R.	753	891	961	861	761	4010	Incl			
Zafira	5-dr MPV 05-06	Flush R.	4900		961	861	761	4912	J	J		
Zafira	5-dr MPV 07->	Flush R.	4903		961	861	761	4919	J	J		
Zafira	5-dr MPV 07->	Flush R.	753	891	961	861	761	4011	Incl			

HONDA

Accord	4-dr Sedan 93-98	Normal	754	891	961	861	761	1018	544			
Accord	5-dr Estate 94-97	Railing	757	891	960	860	760		Incl		784	J
Accord	4-dr Sedan 98-00 (Asia)	Normal	754	891	961	861	761	1112	544	C		
Accord	4-dr Sedan 99-02	Normal	754	891	961	861	761	1134	544			
Accord	5-dr Hatchback 00-02	Normal	754	891	961	861	761	1134	544			
Accord	4-dr Sedan 03-07	Normal	754	891	961	861	761	1304	544	E		
Accord	4-dr Sedan 03-05, 06-> (S. AMERICA)	Normal	754	891	961	861	761	1304	544	E		
Accord	5-dr Estate 98-02, 03->	Railing	757	891	961	861	761		Incl		784	J
Accord	4-dr Sedan 08->	Normal	754	892	962	862	762	1492	544	C		
Accord Aerodeck	5-dr Estate 98-03	Railing	757	891	961	861	761		Incl		784	J
Accord Crosstour	5-dr Hatchback 10-> (USA)	Normal	754	892	969	869	769	1588	544	C		
Accord Tourer	5-dr Estate 03->	Railing	757	891	961	861	761		Incl		784	J
Accord Tourer	5-dr Estate 04-07	Normal	754	891	961	861	761	1324	544	E		
Airwave	5-dr Hatchback 05->	Normal	754	892	969	869	769	1486	544	C		
City	3-dr Hatchback 78-86	Gutter	951				761		527			
City	4-dr Sedan 03-05	Normal	754	892	962	862	762	1327	544	D		
City	4-dr Sedan 09->	Normal	754	891	961	861	761	1465	544	C		
Civic	5-dr Hatchback 95-00	Normal	754	891	961	861	761	1045	544			
Civic	4-dr Sedan 96-00	Normal	754	891	961	861	761	1068	544			
Civic	5-dr Estate 97->	Railing	757	891	960	860	760		Incl		784	J
Civic	4-dr Sedan 01-05	Normal	754	891	961	861	761	1243	544			
Civic	5-dr Hatchback 01-05 (EUR)	Normal	754	891	961	861	761	1228	544			
Civic	3-dr Hatchback 02-05	Normal	754+ 774	891	961	861	761	1228	596	C		
Civic	4-dr Sedan 05->	Normal	754	892	962	862	762	1425	544	D		
Civic	5-dr Hatchback 06->	Normal	754	892	969	869	769	1416	544			
Civic	5-dr Hatchback 11->	Normal	754									
Civic	83-87	Gutter	951				761		527			
Civic Ferio	4-dr Sedan 96-99	Normal	754	891	961	861	761	1068	544			
Civic Ferio	4-dr Sedan 00-05	Normal	754	891	961	861	761	1243	544			
Civic Shuttle	5-dr MPV 88-94, 95-02	Railing	757	891	961	861	761		Incl		784	J












HONDA









		 Rooftype	 Foot + SRA	 SlideBar	 WingBar	 AeroBar	 SquareBar					
Civic Shuttle	5-dr MPV 95-02	Normal	754	892	962	862	762	1075	544			
Concerto	5-dr Hatchback 89-98	Normal	754	891	961	861	761	1061	544			
CR-V	5-dr SUV 96-01	Railing	757	891	961	861	761		Incl		784	J
CR-V	5-dr SUV 97-01	Normal	754	892	962	862	762	1102	544			
CR-V	5-dr SUV 02-03, 04-06	Fixpoint	753	891	961	861	761	3050	Incl			
CR-V	5-dr SUV 07->	Fixpoint	753	891	961	861	761	3042	Incl			
CR-Z	3-dr Hatchback 10->	Normal	754+ 774	891	961	861	761	1624	596	B		
Edix	5-dr MPV 04-> (JPN)	Railing	775	893	963	863	763		Incl			
Edix	5-dr MPV 04-> (JPN)	Railing	757	893	963	863	763		Incl			
Edix	5-dr MPV 04-> (JPN)	Normal	754	893	963	863	763	1381	544			
Elysion	5-dr MPV 04-> (JPN)	Railing	775	892	969	869	769		Incl			
Elysion	5-dr MPV 04-> (JPN)	Railing	757	892	969	869	769		Incl		785	J
Fit	5-dr Hatchback 02-04, 05-07	Normal	754	891	961	861	761	1312	544	C		
Fit	5-dr Hatchback 03-08 (S. AMERICA)	Normal	754	891	961	861	761	1312	544			
Fit	5-dr Hatchback 07->	Normal	754	892	969	869	769	1465	544	C		
Fit	5-dr Hatchback 09-> (S. AMERICA)	Normal	754	892	969	869	769	1465	544			
Fit Aria	4-dr Sedan 03->	Normal	754	892	962	862	762	1327	544	D		
FR-V	5-dr MPV 04->	Railing	775	893	963	863	763		Incl			
FR-V	5-dr MPV 04->	Railing	757	893	963	863	763		Incl			
FR-V	5-dr MPV 04->	Normal	754	893	963	863	763	1381	544			
HR-V	3-dr SUV 99-01, 02-05	Normal	754	892	962	862	762	1151	544	C		
HR-V	3-dr SUV 99-01, 02-05	Normal	754	892	962	862	762	1150	544			
HR-V	5-dr SUV 00-01, 02-05	Normal	754	892	962	862	762	1151	544	C		
HR-V	5-dr SUV 00-01, 02-05	Normal	754	892	962	862	762	1150	544			
Insight	5-dr Hatchback 09->	Normal	754	892	969	869	769	1562	544	B		
Jazz	3-dr Hatchback 78-86	Gutter	951				761		527			
Jazz	5-dr Hatchback 02-04, 05-08	Normal	754	891	961	861	761	1312	544	C		
Jazz	5-dr Hatchback 09->	Normal	754	892	969	869	769	1465	544	B		
Life	5-dr Estate 99-08	Railing	757	891	961	861	761		Incl		784	J
Logo	3-dr Hatchback 96-01	Normal	754+ 774	891	961	861	761	1098	596			
Logo	5-dr Hatchback 96-01	Normal	754	891	961	861	761	1098	544			
Odyssey	5-dr MPV 95-99	Railing	757	891	961	861	761		Incl		785	J
Odyssey	5-dr MPV 95-99	Normal	754	892	962	862	762	1075	544			
Odyssey	5-dr MPV 00-02	Normal	754	892	962	862	762	1199	544			
Odyssey	5-dr MPV 03-08	Railing	757	892	969	869	769		Incl		785	J
Odyssey	5-dr MPV 03-08	Normal	754	892	962	862	762	1335	544	B		
Odyssey	5-dr MPV 09->	Normal	754	892	962	862	762	1554	544	C		
Pilot	5-dr SUV 02-05, 06-09	Railing	757	892	962	862	762		Incl			
Pilot	5-dr SUV 06-09 (USA)	Normal	754	893	963	863	763	1510	544	C		
Ridgeline	4-dr Double Cab 06-> (USA)	Normal	754	893	963	863	763	1510	544	C		
Ridgeline	5-dr SUV 06-> (USA)	Normal	754	893	963	863	763	1510	544			
Stepwagon	5-dr MPV 96-00	Normal	754	891	961	861	761	1066	544			
Stepwagon	5-dr MPV 09->	Normal	754	893	963	863	763	1583	544			
Stream	5-dr MPV 00-06	Normal	754	891	961	861	761	1228	544	C		
Stream	5-dr Estate 07->	Normal	754	892	969	869	769	1455	544	C		
Torneo	4-dr Sedan 98-02	Normal	754	891	961	861	761	1112	544	C		
Z	3-dr Hatchback 99-02	Railing	757	891	961	861	761		Incl		784	J

HYUNDAI

Accent	4-dr Sedan 94-99	Normal	754	891	960	860	760	1047	544			
Accent	3-dr Hatchback 95-99	Normal	754+ 774	891	960	860	760	1047	596	C		
Accent	5-dr Hatchback 95-99	Normal	754	891	960	860	760	1047	544			
Accent	3-dr Hatchback 00-02, 03-05	Normal	754+ 774	891	961	861	761	1186	596	C		
Accent	5-dr Hatchback 00-02, 03-05	Normal	754	891	961	861	761	1186	544			
Accent	4-dr Sedan 00-02, 03-05	Normal	754	891	961	861	761	1186	544			
Accent	4-dr Sedan 06-10	Normal	754	891	961	861	761	1412	544	C		

HYUNDAI

		 Roof type	 Foot + SRA	 Slide Bar	 Wing Bar	 Aero Bar	 Square Bar					
Accent	4-dr Sedan 11->	Normal	754					1657	544	C		
Amica	5-dr Hatchback 00-03	Normal	754	891	961	861	761	1194	544	C		
Atos	5-dr Hatchback 98-03	Railing	757	891	960	860	760		Incl			
Atos	5-dr Hatchback 98-03	Normal	754	891	961	861	761	1096	544	C		
Atos Prime	5-dr Hatchback 00-03	Normal	754	891	961	861	761	1194	544	C		
Atos Prime	5-dr Hatchback 00-03 (S. AMERICA)	Normal	754	891	961	861	761	1194	544	C		
Avante	5-dr Estate 96->	Railing	757	891	960	860	760		Incl			
Avante	5-dr Hatchback 00-02, 03-06	Normal	754	891	961	861	761	1221	544	C		
Avante	4-dr Sedan 00-02, 03-06	Normal	754	891	961	861	761	1221	544	C		
Avante	4-dr Sedan 11->	Normal	754					1654	544	C		
Azera	4-dr Sedan 06-10	Normal	754	892	962	862	762	1414	544			
Azera	4-dr Sedan 10->	Normal	754					1655	544			
Coupé	2-dr Coupe 97-00	Normal	754+ 774	891	961	861	761	1060	596	E		
Elantra	5-dr Estate 96-99	Railing	757	891	960	860	760		Incl			
Elantra	5-dr Estate 96-99	Normal	754	891	961	861	761	1031	544			
Elantra	5-dr Hatchback 96-99	Normal	754	891	961	861	761	1031	544			
Elantra	4-dr Sedan 96-99	Normal	754	891	961	861	761	1031	544			
Elantra	5-dr Hatchback 00-02, 03-06	Normal	754	891	961	861	761	1221	544	C		
Elantra	4-dr Sedan 00-02, 03-06	Normal	754	891	961	861	761	1221	544	C		
Elantra	4-dr Sedan 06-10	Normal	754	892	969	869	769	1434	544	D		
Elantra	4-dr Sedan 11->	Normal	754					1654	544			
FC	5-dr MPV 01->	Railing	757	891	960	860	760		Incl			
FC	5-dr MPV 01->	Normal	754	892	962	862	762	1255	544			
Galopper	3-dr SUV 99-03	Gutter	952				763		527			
Galopper	5-dr SUV 99-03	Gutter	952				763		527			
Genesis	4-dr Sedan 08->	Normal	754	892	969	869	769	1488	544	B		
Getz	3-dr Hatchback 02-04, 05->	Normal	754+ 774	891	961	861	761	1281	596			
Getz	5-dr Hatchback 02-04, 05->	Normal	754	891	961	861	761	1281	544			
Getz Cross	5-dr Hatchback 06->	Railing	757	891	960	860	760		Incl			
Grandeur	4-dr Sedan 05-10	Normal	754	892	962	862	762	1414	544			
H-1	5-dr Bus 97-07	Railing	757	891	960	860	760		Incl			
H-1	5-dr Van 08->	Normal	754	893	963	863	763	1475	544	D		
H-1	5-dr Van 08->	Railing	775	892	962	862	762		Incl			
H-1 Bus	97-04	Railing	757	891	960	860	760		Incl			
i10	5-dr Hatchback 08->	Normal	754	891	961	861	761	1471	544	C		
i20	3-dr Hatchback 09->	Normal	754+ 774	891	961	861	761	1514	596	B		
i20	5-dr Hatchback 09->	Normal	754	891	961	861	761	1514	544	C		
i25	4-dr Sedan 11->	Normal	754					1657	544	C		
i30	5-dr Hatchback 07->	Fixpoint	753	891	961	861	761	3061	Incl			
i30 CW	5-dr Estate 07->	Railing	757	891	960	860	760		Incl		784	J
i30 CW	5-dr Estate 07->	Normal	754	892	969	869	769	1478	544	C		
i40	5-dr Estate 11->	Fixpoint	753	891	961	861	761	3107	Incl			
i45	4-dr Sedan 10->	Normal	754	892	962	862	762	1577	544	D		
iLoad	5-dr Van 08-> (ASIA)	Normal	754	893	963	863	763	1475	544	D		
iLoad	5-dr Van 08-> (ASIA)	Railing	775	892	962	862	762		Incl			
iMax	5-dr Bus 08-> (ASIA)	Normal	754	893	963	863	763	1475	544	D		
iMax	5-dr Bus 08-> (ASIA)	Railing	775	892	962	862	762		Incl			
ix20	5-dr Hatchback 10->	Normal	754	892	969	869	769	1584	544			
ix35	5-dr SUV 10->	Railing	757	891	961	861	761		Incl		784	J
ix35	5-dr SUV 10->	Flush R.	753	891	961	861	761	4009	Incl			
ix35	5-dr SUV 10->	Normal	754	892	962	862	762	1601	544	C		
ix55	5-dr SUV 08->	Railing	775	892	969	869	769		Incl			
JM	5-dr SUV 04-> (JPN)	Railing	757	891	961	861	761		Incl		784	J
JM	5-dr SUV 04-> (JPN)	Normal	754	892	962	862	762	1361	544			
Lacetti Premiere	4-dr Sedan 10->	Normal	754	892	962	862	762	1577	544			
Lantra	5-dr Estate 96-99	Railing	757	891	960	860	760		Incl			
Lantra	5-dr Estate 96-99	Normal	754	891	961	861	761	1031	544			

HYUNDAI		 Rooftype	 Foot + SRA	 SlideBar	 WingBar	 AeroBar	 SquareBar					
Lantra	5-dr Hatchback 96-99	Normal	754	891	961	861	761	1031	544			
Lantra	4-dr Sedan 96-99	Normal	754	891	961	861	761	1031	544			
Lantra	5-dr Hatchback 00-02, 03-06	Normal	754	891	961	861	761	1221	544	C		
Lantra	4-dr Sedan 00-02, 03-06	Normal	754	891	961	861	761	1221	544	C		
Lavita	5-dr MPV 01->	Railing	757	891	960	860	760		Incl			
Lavita	5-dr MPV 01->	Normal	754	892	962	862	762	1255	544			
Matrix	5-dr MPV 01->	Railing	757	891	960	860	760		Incl			
Matrix	5-dr MPV 01->	Normal	754	892	962	862	762	1255	544			
Pony	5-dr Hatchback 74-85	Gutter	951				761		527			
Pony	4-dr Sedan 94-99	Normal	754	891	960	860	760	1047	544			
Pony	3-dr Hatchback 95-99	Normal	754+ 774	891	960	860	760	1047	596	C		
Pony	5-dr Hatchback 95-99	Normal	754	891	960	860	760	1047	544			
Santa Fé	5-dr SUV 00-05	Railing	775	891	961	861	761		Incl			
Santa Fé	5-dr SUV 00-05	Railing	757	891	961	861	761		Incl		784	J
Santa Fé	5-dr SUV 00-05	Normal	754	892	962	862	762	1215	544			
Santa Fé	5-dr SUV 01-> (S. AMERICA)	Railing	775	892	962	862	762		Incl			
Santa Fé	5-dr SUV 06->	Fixpoint	753	891	960	860	760	3024	Incl			
Santa Fé	5-dr SUV 10->	Railing	757	891	961	861	761		Incl		784	J
Santa Fé	5-dr SUV 10->	Normal	754	892	962	862	762	1603	544			
Santamo	5-dr MPV 96-03	Railing	757	891	961	861	761		Incl		784	J
Satellite	5-dr Bus 08->	Normal	754	893	963	863	763	1475	544			
Sonata	4-dr Sedan 94-97	Normal	754	892	962	862	762	1037	544			
Sonata	4-dr Sedan 98-00	Normal	754	892	962	862	762	1114	544			
Sonata	4-dr Sedan 01-04	Normal	754	892	962	862	762	1114	544			
Sonata	4-dr Sedan 05-09	Normal	754	892	962	862	762	1388	544	D		
Sonata i20	4-dr Sedan 10->	Normal	754	892	962	862	762	1577	544	D		
Sonata i40	4-dr Sedan 10->	Normal	754	892	962	862	762	1577	544	C		
Sonata i45	4-dr Sedan 10->	Normal	754	892	962	862	762	1577	544			
Sonata Y20	4-dr Sedan 10->	Normal	754	892	962	862	762	1577	544	D		
Sonica	4-dr Sedan 01-05	Normal	754	892	962	862	762	1114	544			
Starex	4-dr MPV 97-07	Railing	757	891	960	860	760		Incl			
Starex	5-dr Van 08->	Normal	754	893	963	863	763	1475	544	D		
Starex	5-dr Van 08->	Railing	775	892	962	862	762		Incl			
TB	5-dr Hatchback 06-> (JPN)	Railing	775	891	960	860	760		Incl			
TB	5-dr Hatchback 06-> (JPN)	Railing	757	891	960	860	760		Incl			
Terracan	5-dr SUV 01-07	Railing	775	892	969	869	769		Incl			
Terracan	5-dr SUV 01-07	Railing	757	892	969	869	769		Incl		785	J
Terracan	5-dr SUV 01-07	T-Profile	753	892	969	869	769	3040	Incl			
Terracan	5-dr SUV 01-> (S. AMERICA)	T-Profile	753	892	969	869	769	3040	Incl			
Terracan	5-dr SUV 01-> (S. AMERICA)	Railing	775	892	969	869	769		Incl			
Tiburon	2-dr Coupe 97-00	Normal	754+ 774	891	961	861	761	1060	596	E		
Trajjet	5-dr MPV 00->	Railing	757	891	961	861	761		Incl		784	J
Trajjet	5-dr MPV 00->	Normal	754	892	962	862	762	1202	544			
Tucson	5-dr SUV 04->	Railing	757	891	961	861	761		Incl		784	J
Tucson	5-dr SUV 04->	Normal	754	892	962	862	762	1361	544			
Vera Cruze	5-dr SUV 01-> (S. AMERICA)	Railing	775	892	962	862	762		Incl			
Vera Cruze	5-dr SUV 08->	Railing	775	892	969	869	769		Incl			
Verna	3-dr Hatchback 00-02, 03-05	Normal	754+ 774	891	961	861	761	1186	596	C		
Verna	5-dr Hatchback 00-02, 03-05	Normal	754	891	961	861	761	1186	544			
Verna	4-dr Sedan 00-02, 03-05	Normal	754	891	961	861	761	1186	544			
Verna	4-dr Sedan 06->	Normal	754	891	961	861	761	1412	544	C		
XG	4-dr Sedan 99-01, 02-03	Normal	754	892	962	862	762	1122	544	E		

INFINITI

EX37	5-dr SUV 08->	Railing	775	891	961	861	761		Incl			
EX37	5-dr SUV 08->	Railing	757	891	961	861	761		Incl		784	J
FX35	5-dr SUV 04->	Railing	775	892	969	869	769		Incl			



Roof type



Foot + SRA



Slide Bar



Wing Bar



Aero Bar



Square Bar



INFINITI

G35	4-dr Sedan 07-> (USA)	Normal	754	892	969	869	769	1551	544			
G37	4-dr Sedan 09-> (USA)	Normal	754	892	969	869	769	1551	544			
I30	4-dr Sedan 95-99	Normal	754	891	961	861	761	1435	544			

INNOCENTI

500	79-90	Gutter	951				761		527			
990	86-90	Gutter	951				761		527			

ISUZU

Big Horn	3-dr SUV 93-98, 99-00, 02->	Normal	754+ 774	892	962	862	762	1091	596			
Big Horn	5-dr SUV 93-98, 99-02	Normal	754	892	962	862	762	1091	544			
D-Max Rodeo	2-dr Single Cab 02->	Normal	754	892	969	869	769	1494	544	C		
D-Max Rodeo	4-dr Double Cab 02->	Normal	754	892	969	869	769	1461	544	D		
i-280/i-290	4-dr Double Cab 06-09 (USA)	Normal	754	892	969	869	769	1461	544	D		
i-350/i-370	4-dr Double Cab 06-09 (USA)	Normal	754	892	969	869	769	1461	544	D		
Trooper	3-dr SUV 93-04	Normal	754+ 774	892	962	862	762	1091	596			
Trooper	5-dr SUV 93-04	Normal	754	892	962	862	762	1091	544			

IVECO

Daily	2-dr Single Cab 76-99	Gutter	952				765		527			
-------	-----------------------	--------	-----	--	--	--	-----	--	-----	--	--	--

JAC

Refine	5-dr MPV 07->	Railing	757	891	960	860	760		Incl			784	J
Refine	5-dr MPV 07->	Railing	775	891	960	860	760		Incl				
Rien SRV	5-dr SUV 07->	Railing	757	891	961	861	761		Incl			784	J
Rien SRV	5-dr SUV 07->	Railing	775	891	961	861	761		Incl				

JAGUAR

Daimler Double Six	4-dr	Gutter	951				761		527				
Sovereign	4-dr Sedan 83->	Gutter	951				761		527				
S-Type	4-dr Sedan 99-03, 04-08	Normal	754	891	961	861	761	1171	544				
XF	4-dr Sedan 08->	Normal	754	892	962	862	762	1527	544	B			
XJ6/XJ12	4-dr Sedan 80-02	Gutter	951				761		527				
XJS	2-dr Coupe 84-96	Gutter	951				761		527				
XJ-Serie	4-dr Sedan 02-08	Normal	754	892	962	862	762	1263	544				
X-Type	4-dr Sedan 01->	Normal	754	891	961	861	761	1229	544				
X-Type	5-dr Estate 03-09	Railing	775	891	961	861	761		Incl				
X-Type	5-dr Estate 03-09	Railing	757	891	961	861	761		Incl			784	J

JEEP

Cherokee	SUV 80-98	Gutter	951				763		527				
Cherokee	5-dr SUV 02->	Railing	757	891	961	861	761		Incl			784	J
Cherokee Renegade	5-dr SUV 05->	Railing	775	891	961	861	761		Incl				
Commander	5-dr SUV 06->	T-Profile	753	892	962	862	762	3040	Incl				
Compass	5-dr SUV 07-10	Fixpoint	753	891	961	861	761	3067	Incl				
Compass	5-dr SUV 11->	Fixpoint	753	891	961	861	761	3097	Incl				
Grand Cherokee	5-dr SUV 92-95, 96-98	Railing	775	891	961	861	761		Incl				
Grand Cherokee	5-dr SUV 92-95, 96-98	Railing	757	891	961	861	761		Incl			785	J
Grand Cherokee	5-dr SUV 92-95, 96-98	Normal	754	892	962	862	762	1101	544				
Grand Cherokee	5-dr SUV 99-01	Railing	775	891	961	861	761		Incl				
Grand Cherokee	5-dr SUV 02-10	Railing	775	892	969	869	769		Incl				
Grand Cherokee	5-dr SUV 11->	Flush R.	753	891	961	861	761	4019	Incl	C			
Grand Cherokee	5-dr SUV 11->	Normal	754	893	963	863	763	1656	544	C			
Grand Cherokee Limited	5-dr SUV 05->	Railing	775	892	962	862	762		Incl				
Grand Cherokee Renegade	5-dr SUV 05->	Railing	775	891	961	861	761		Incl				
Grand Cherokee Vision	5-dr SUV 05->	Railing	775	891	961	861	761		Incl				

		 Roof type	 Foot + SRA	 SlideBar	 WingBar	 AeroBar	 SquareBar					
JEEP												
Limited SUV	SUV	Gutter	951				762		527			
Patriot	5-dr SUV 06->	Railing	775	891	961	861	761		Incl			
Wagoner SUV	80-90	Gutter	951				763		527			
Wrangler	2-dr SUV 86->	Gutter	951				763		527	H		

JMC

Landwind	5-dr SUV 05->	Railing	757	891	960	860	760		Incl		784	J
Landwind	5-dr SUV 05->	Railing	775	891	960	860	760		Incl			

JONWAY

Ufo	3-dr SUV 08->	Railing	757	891	961	861	761		Incl		784	J
Ufo	5-dr SUV 08->	Railing	757	891	961	861	761		Incl		784	J
Ufo	4-dr SUV 09->	Railing	757	891	961	861	761		Incl		784	J

KIA

Amanti	4-dr Sedan 03->	Normal	754	892	962	862	762	1321	544	D		
Besta	5-dr Van 94->	Gutter	952				763		527			
Cadenza	4-dr Sedan 11->	Normal	754	892	962	862	762	1638	544	C		
Carens (Mk I)	5-dr MPV 99-01	Normal	754	891	961	861	761	1201	544	C		
Carens (Mk II)	5-dr MPV 02-06	Railing	757	891	960	860	760		Incl			
Carens (Mk II)	5-dr MPV 02-06	Normal	754	891	961	861	761	1291	544	C		
Carens (Mk III)	5-dr MPV 07->	Flush R.	753	891	960	860	760	4004	Incl	C		
Carnival	5-dr MPV 99-05, 06->	Railing	757	891	961	861	761		Incl		784	J
Carnival	5-dr MPV 99-05	T-Profile	753	891	961	861	761	3057	Incl			
Carnival I	4-dr MPV 98-01	Railing	757	891	961	861	761		Incl		784	J
Carnival I	5-dr MPV 98-05	T-Profile	753	892	969	869	769	3057	Incl			
Carnival II	5-dr MPV 06->	Railing	757	891	961	861	761		Incl		784	J
Carnival II	5-dr MPV 06->	T-Profile	753	892	969	869	769	3057	Incl			
Cee'd	5-dr Estate 07->	Railing	757	891	961	861	761		Incl		784	J
Cee'd	3-dr Hatchback 07->	Fixpoint	753	891	961	861	761	3061	Incl			
Cee'd	5-dr Hatchback 07->	Fixpoint	753	891	961	861	761	3061	Incl			
Cerato	5-dr Hatchback 04-09	Normal	754	891	961	861	761	1379	544	D		
Cerato	4-dr Sedan 04-09	Normal	754	891	961	861	761	1368	544	D		
Cerato (Mk II)	4-dr Sedan 09->	Normal	754	892	969	869	769	1579	544	D		
Clarus	5-dr Estate 98-01	Railing	757	891	961	861	761		Incl		784	J
Forte	4-dr Sedan 08->	Normal	754	892	969	869	769	1579	544	C		
Grand Carnival	5-dr MPV 06->	Railing	775	891	961	861	761		Incl			
Grand Carnival	5-dr MPV 06->	Railing	757	891	961	861	761		Incl		784	J
Joice	5-dr MPV 00-02	Railing	775	891	960	860	760		Incl			
Joice	5-dr MPV 00-02	Railing	757	891	960	860	760		Incl			
K7	4-dr Sedan 11->	Normal	754	892	962	862	762	1638	544	C		
Magentis	4-dr Sedan 01-02, 03-05	Normal	754	892	962	862	762	1240	544			
Magentis	4-dr Sedan 06->	Normal	754	892	969	869	769	1610	544	C		
Opirius	4-dr Sedan 03->	Normal	754	892	962	862	762	1321	544	D		
Optima	4-dr Sedan 01-02, 03-05	Normal	754	892	962	862	762	1240	544			
Optima	4-dr Sedan 10->	Normal	754	893	963	863	763	1629	544	C		
Picanto	5-dr Hatchback 04-10	Normal	754	891	961	861	761	1344	544	D		
Picanto	5-dr Hatchback 11->	Normal	754	891	961	861	761	1653	544	D		
Pride	3-dr Hatchback 97-00	Railing	757	891	960	860	760		Incl			
Pride	5-dr Hatchback 97-00	Railing	757	891	960	860	760		Incl			
Pro cee'd	3-dr Hatchback 08->	Fixpoint	753	891	961	861	761	3061	Incl			
Rio (Mk I)	5-dr Hatchback 00-05	Normal	754	891	961	861	761	1198	544			
Rio (Mk I)	4-dr Sedan 00-05	Normal	754	891	961	861	761	1198	544			
Rio (Mk I)	5-dr Estate 02-05	Railing	757	891	960	860	760		Incl			
Rio (Mk II)	5-dr Hatchback 05->	Normal	754	892	969	869	769	1396	544	D		
Rio (Mk II)	4-dr Sedan 05->	Normal	754	892	969	869	769	1396	544	D		
Rio (Mk III)	5-dr Hatchback 11->	Normal	754					1659	544	C		
Rondo	5-dr MPV 07->	Flush R.	753	891	960	860	760	4004	Incl	C		

KIA









		 Roof type	 Foot + SRA	 SlideBar	 WingBar	 AeroBar	 SquareBar					
Sedona	5-dr MPV 99-05	Railing	757	892	962	862	762		Incl			
Sedona	5-dr MPV 99->	T-Profile	753	891	961	861	761	3057	Incl			
Sephia	5-dr Hatchback 98-01	Normal	754	891	961	861	761	1190	544			
Sephia	4-dr Sedan 98-01	Normal	754	891	961	861	761	1190	544			
Shuma	5-dr Hatchback 98-00, 01-04	Normal	754	891	961	861	761	1190	544			
Shuma	4-dr Sedan 98-00, 01-02, 03-04	Normal	754	891	961	861	761	1190	544			
Sorento	5-dr SUV 02-06, 07-09	Railing	775	891	961	861	761		Incl			
Sorento	5-dr SUV 10->	Railing	757	892	969	869	769		Incl		785	J
Soul	5-dr Hatchback 08->	Railing	775	892	969	869	769		Incl			
Soul	5-dr Hatchback 08->	Normal	754	892	969	869	769	1524	544	B		
Spectra	4-dr Sedan 01-04	Normal	754	891	961	861	761	1190	544			
Sportage	3-dr SUV 96-03	Railing	775	891	961	861	761		Incl			
Sportage	3-dr SUV 96-03	Railing	757	891	961	861	761		Incl		784	J
Sportage	3-dr SUV 96-03	Normal	754+ 774	891	961	861	761	1109	596			
Sportage	5-dr SUV 96-03, 04-09	Railing	775	891	961	861	761		Incl			
Sportage	5-dr SUV 96-03, 04-09	Railing	757	891	961	861	761		Incl		784	J
Sportage	5-dr SUV 94-03, 04-09	Normal	754	891	961	861	761	1109	544			
Sportage	5-dr SUV 10->	Flush R.	753	891	961	861	761	4009	Incl			
Sportage	5-dr SUV 10->	Normal	754	892	962	862	762	1640	544			
Venga	5-dr Hatchback 10->	Normal	754	892	969	869	769	1584	544	C		
Visto	5-dr Hatchback 00-03	Normal	754	891	961	861	761	1194	544	C		

LADA

99	93->	Gutter	951				760		527			
110	4-dr Sedan 96-07	Normal	754	891	961	861	761	1170	544	C		
111	5-dr Estate 98->	Railing	757	891	960	860	760		Incl			
112	5-dr Hatchback 00-08	Normal	754	891	961	861	761	1170	544			
119	5-dr Hatchback 05-> (FI)	Normal	754	891	961	861	761	1359	544	C		
128	5-dr Estate	Gutter	951				761		527			
1200	4-dr Sedan 70->	Gutter	951				761		527			
2104	5-dr Estate 70-96, 97->	Gutter	951				761		527			
2106	4-dr Sedan 70-01	Gutter	951				761		527			
2107	4-dr Sedan 70-01	Gutter	951				761		527			
2102 Nova	5-dr Estate 84->	Railing	757	891	961	861	761		Incl		784	J
2104 Nova	5-dr Estate 84->	Railing	757	891	961	861	761		Incl		784	J
2105 Nova	4-dr Sedan 80-96	Gutter	951				762		527			
2108 Samara	3-dr Hatchback 84->	Gutter	951				760		527			
2109 Samara	5-dr Hatchback 87->	Gutter	951				760		527			
21099 Samara	4-dr Sedan 90->	Gutter	951				760		527			
2115 Samara	4-dr Sedan 00->	Gutter	951				760		527			
2120 Nadezhda	5-dr MPV 98-06	Gutter	951				762		527			
2121 Niva	3-dr SUV 77->	Gutter	951				762		527			
212180 Fora	3-dr SUV 77->	Gutter	952				762		527			
2131 Niva	5-dr SUV 95->	Gutter	951				762		527			
Kalina 1119	5-dr Hatchback 05->	Normal	754	891	961	861	761	1359	544	C		
Nova Junior	4-dr Sedan	Gutter	951				762		527			
Samara	84-04	Gutter	951				762		527			

LANCIA

A 112	3-dr Hatchback 76-85	Gutter	951				761		527			
Delta	3-dr Hatchback 83-92	Gutter	951				761		527			
Delta	5-dr Hatchback 83-92	Gutter	951				761		527			
Delta	5-dr Hatchback 09->	Normal	754	892	962	862	762	1500	544	C		
Kappa	4-dr Sedan 95-00	Normal	754	891	961	861	761	1175	544			
Lybra	5-dr Estate 99-06	Railing	757	891	961	861	761		Incl		784	J
Lybra	4-dr Sedan 99-06	Normal	754	891	961	861	761	1177	544			
Musa (Glass roof)	5-dr MPV 04->	Fixpoint	753	891	961	861	761	3004	Incl			
Musa	5-dr MPV 08->	Railing	775	892	969	869	769		Incl			

		 Roof type	 Foot + SRA	 SlideBar	 WingBar	 AeroBar	 SquareBar					
Phedra	5-dr MPV 02-10	T-Profile	753	892	969	869	769	3035	Incl			
Phedra	5-dr MPV 02-10	Normal	754	892	962	862	762	1313	544	D		
Ypsilon	3-dr Hatchback 96-02	Normal	754	891	961	861	761	1176	544	C		
Ypsilon	3-dr Hatchback 03->	Normal	754	891	961	861	761	1351	544	C		
Zeta	5-dr MPV 94-01	T-Profile	753	892	969	869	769	3035	Incl			

LAND ROVER

Evoque	5-dr SUV 11->	Railing	775	892	969	869	769		Incl			
Defender 90/110/130	83-> (S. AMERICA)	Gutter	420				763		Incl			
Defender 90/110/130	83-> (S. AMERICA)	High Roof	953				763		527			
Discovery	5-dr SUV 96-01, 02-03	Railing	757	892	962	862	762		Incl			
Discovery	5-dr SUV 04->	Railing	775	892	969	869	769		Incl	H		
Discovery (Mk. III)	5-dr SUV 04-09	T-Profile	753	892	969	869	769	3027	Incl			
Discovery (Mk. IV)	5-dr SUV 09->	T-Profile	753	892	969	869	769	3027	Incl			
Freelander	3-dr SUV 98-03	Normal	754+ 774	891	961	861	761	1191	596	D		
Freelander	5-dr SUV 98-03	Railing	757	891	960	860	760		Incl			
Freelander	5-dr SUV 98-03	Normal	754	891	961	861	761	1191	544	D		
Freelander	5-dr SUV 04-06	Railing	757	891	960	860	760		Incl			
Freelander	5-dr SUV 04-06	Railing	757	891	960	860	760		Incl			
Freelander II	5-dr SUV 07->	Railing	757	891	961	861	761		Incl			
Freelander II	5-dr SUV 07->	Normal	754	892	962	862	762	1443	544	D		
Land Rover SUV	4-dr	Gutter	951				763		527			
Range Rover	5-dr SUV 95-01	Fixpoint	751	891	960	860	760	3081	Incl			
Range Rover	5-dr SUV 95-01	Fixpoint	4304				761		Incl			
Range Rover	5-dr SUV 02->	Normal	754	893	963	863	763	1274	544			
Range Rover Sport	5-dr SUV 04->	Normal	754	893	963	863	763	1456	544	C		

LDV

MAXUS	4-dr Van 05->	Fixpoint	751	893	963	863	763	3052	Incl			
-------	---------------	----------	-----	-----	-----	-----	-----	------	------	--	--	--

LEXUS

CT 200h	5-dr Hatchback 11->	Normal	754	891	961	861	761	1636	544	B		
ES 300	4-dr Sedan 02-06	Normal	754	892	962	862	762	1308	544	C		
IS (Mk II)	4-dr Sedan 05->	Normal	754	892	969	869	769	1426	544	D		
IS 200	4-dr Sedan 02-05	Normal	754	891	961	861	761	1152	544			
IS 200/300	5-dr Estate 99-04	Normal	754	891	961	861	761	1230	544	D		
RX (Mk II)	5-dr SUV 03-09	Railing	775	891	961	861	761		Incl			
RX (Mk II)	5-dr SUV 03-09	Railing	757	891	961	861	761		Incl		784	J
RX (Mk II)	5-dr SUV 03-09	Normal	754	892	969	869	769	1298	544	D		
RX (Mk III)	5-dr SUV 09->	Normal	754	892	962	862	762	1298	544	C		
RX 300	5-dr SUV 98-03	T-Profile	753	892	962	862	762	3040	Incl			
RX 350/450 (MK.III)	5-dr SUV 09->	Normal	754	892	962	862	762	1298	544	D		
RX 350/450 (MK.III)	5-dr SUV 10->	Railing	757	891	961	861	761		Incl			

LINCOLN

MKX	5-dr SUV 07->	Normal	754	892	962	862	762	1530	544	C		
-----	---------------	--------	-----	-----	-----	-----	-----	------	-----	---	--	--

MAHINDRA

Bolero	2-dr Single Cab	Gutter	952				763		527	L		
Bolero	5-dr SUV	Gutter	952				763		527			
Goa	5-dr SUV 02->	Railing	775	892	969	869	769		Incl			
Goa	5-dr SUV 02->	Railing	757	892	969	869	769		Incl		785	J












MARUTI









Omni	5-dr Bus 94->	Gutter	951				762		527			
------	---------------	--------	-----	--	--	--	-----	--	-----	--	--	--

MAZDA

2	5-dr MPV 03-07	Normal	754	891	961	861	761	1271	544	C		
---	----------------	--------	-----	-----	-----	-----	-----	------	-----	---	--	--












MAZDA

		 Roof type	 Foot + SRA	 Slide Bar	 Wing Bar	 Aero Bar	 Square Bar					
2	5-dr Hatchback 07->	Fixpoint	753	891	960	860	760	3069	Incl			
3	5-dr Hatchback 04-08, 09->	Fixpoint	753	891	961	861	761	3069	Incl			
3	5-dr Hatchback 04-08	Normal	754	892	969	869	769	1326	544	D		
3	4-dr Sedan 04-08	Fixpoint	753	891	961	861	761	3069	Incl			
3	4-dr Sedan 04-08	Normal	754	892	969	869	769	1334	544	C		
5	5-dr MPV 04->	Fixpoint	753	891	961	861	761	3080	Incl			
5	5-dr MPV 04->	Railing	757	891	961	861	761		Incl		784	J
6	5-dr Estate 02-07	Normal	754	891	961	861	761	1302	544	B		
6	5-dr Hatchback 02-04, 05-07	Fixpoint	753	891	961	861	761	3069	Incl			
6	5-dr Hatchback 02-04, 05-07	Normal	754	891	961	861	761	1302	544	D		
6	4-dr Sedan 02-04, 05-07	Fixpoint	753	891	961	861	761	3069	Incl			
6	4-dr Sedan 02-04, 05-07	Normal	754	891	961	861	761	1302	544	D		
6	5-dr Estate 02-07, 06->	Railing	757	891	961	861	761		Incl		784	J
121	3-dr Hatchback 96-03	Normal	754+ 774	891	961	861	761	1025	596			
121	5-dr Hatchback 96-03	Normal	754	891	961	861	761	1025	544			
323	3-dr Hatchback 80-89	Gutter	951				761		527			
323	5-dr Hatchback 80-89	Gutter	951				761		527			
323	4-dr Sedan 98-00, 01-03	Normal	754	891	961	861	761	1110	544			
323	4-dr Sedan 80-89	Gutter	951				761		527			
323	5-dr Estate 85-96	Gutter	951				761		527			
323	3-dr Hatchback 90-94	Normal	754	891	961	861	761	1006	544			
323	4-dr Sedan 90-94	Normal	754	891	961	861	761	1006	544			
323	4-dr Sedan 95-97	Normal	754	891	961	861	761	1034	544			
626	80-87	Gutter	951				761		527			
626	5-dr Estate 88-97	Railing	757	891	960	860	760		Incl		784	J
626	5-dr Hatchback 88-91	Normal	754	892	962	862	762	1021	544			
626	4-dr Sedan 88-91	Normal	754	892	962	862	762	1021	544			
626	5-dr Hatchback 92-97	Normal	754	891	961	861	761	1024	544			
626	4-dr Sedan 92-97	Normal	754	891	961	861	761	1008	544			
626	5-dr Estate 98-02	Railing	757	891	961	861	761		Incl		784	J
626	5-dr Hatchback 98-02	Normal	754	892	962	862	762	1053	544			
626	4-dr Sedan 98-02	Normal	754	892	962	862	762	1053	544			
929	80-86	Gutter	951				762		527			
323 F	5-dr Hatchback 95-97	Normal	754	891	961	861	761	1032	544			
323 F	5-dr Hatchback 98-00, 01-03	Normal	754	891	961	861	761	1110	544			
323 Familia	4-dr Sedan 98-00, 01-03	Normal	754	891	961	861	761	1110	544			
323 Protégé	4-dr Sedan 98-00, 01-03	Normal	754	891	961	861	761	1110	544			
6 (MK.II.)	5-dr Hatchback 08->	Fixpoint	753	891	961	861	761	3069	Incl			
6 (MK.II.)	4-dr Sedan 08->	Fixpoint	753	891	961	861	761	3069	Incl			
Astina	5-dr Hatchback 95-97	Normal	754	891	961	861	761	1032	544			
Atenza	5-dr Estate 02-> (JPN)	Railing	757	891	961	861	761		Incl		784	J
Atenza	5-dr Hatchback 02-07 (JPN)	Fixpoint	753	891	961	861	761	3069	Incl			
Atenza	4-dr Sedan 02-07 (JPN)	Fixpoint	753	891	961	861	761	3069	Incl			
Atenza (MK.II.)	5-dr Hatchback 08-> (JPN)	Fixpoint	753	891	961	861	761	3069	Incl			
Atenza (MK.II.)	4-dr Sedan 08-> (JPN)	Fixpoint	753	891	961	861	761	3069	Incl			
Atenza Sport Wagon	5-dr Estate 02-07 (JPN)	Normal	754	891	961	861	761	1302	544	B		
Axela	5-dr Hatchback 04-> (JPN)	Fixpoint	753	891	961	861	761	3069	Incl			
Axela	4-dr Sedan 05-> (JPN)	Fixpoint	753	891	961	861	761	3069	Incl			
Biante	5-dr MPV 08->	Fixpoint	753	891	961	861	761	3080	Incl			
B-Series	2-dr Single Cab 98-06	Normal	754	891	961	861	761	1292	544	C/L		
B-Series	4-dr Double Cab 99-06	Normal	754	891	961	861	761	1292	544			
BT-50	4-dr Double Cab 07->	Normal	754	892	969	869	769	1292	544	C		
BT-50	4-dr Extended Cab 07->	Normal	754	892	969	869	769	1292	544	C		
BT-50	2-dr Single Cab 07->	Normal	754	892	969	869	769	1292	544	C		
Capella	5-dr Estate 98-02	Railing	757	891	961	861	761		Incl		784	J
Capella	4-dr Sedan 98-02	Normal	754	892	962	862	762	1053	544			

MAZDA		 Roof type	 Foot + SRA	 SlideBar	 WingBar	 AeroBar	 SquareBar					
CX-7	5-dr SUV 07->	Fixpoint	753	891	961	861	761	3069	Incl			
CX-9	5-dr SUV 07->	Fixpoint	753	891	961	861	761	3069	Incl			
Demio	5-dr MPV 96-02 (JPN)	Railing	757	891	961	861	761		Incl		784	J
Demio	5-dr MPV 02-07 (JPN)	Normal	754	891	961	861	761	1271	544	C		
Demio	5-dr Hatchback 07-> (JPN)	Fixpoint	753	891	960	860	760	3069	Incl			
E2000	Van 88-95	Gutter	420				763		Incl			
Familia	4-dr Sedan 95-97	Normal	754	891	961	861	761	1034	544			
Freestyle	4-dr Double Cab 03-06	Normal	754	891	961	861	761	1292	544	C		
Lantis	5-dr Hatchback 95-97	Normal	754	891	961	861	761	1032	544			
Lantis	4-dr Sedan 95-97	Normal	754	891	961	861	761	1034	544			
MPV	5-dr MPV 97-99, 00-03	Railing	757	891	961	861	761		Incl		784	J
MPV	5-dr MPV 05->	Fixpoint	753	891	961	861	761	3069	Incl			
New Familia VAN	5-dr Estate 07-> (JPN)	Normal	754	892	969	869	769	1407	544	A		
Pickup B 2000	Single Cab	Gutter	951				761		527			
Premacy	5-dr MPV 99-01, 02-04	Railing	757	891	961	861	761		Incl		784	J
Premacy	5-dr MPV 99-01, 02-04	Normal	754	892	962	862	762	1159	544			
Premacy	5-dr MPV 04->	Fixpoint	753	891	961	861	761	3080	Incl			
RX7	2-dr Coupe 79-85	Gutter	951				761		527			
Savanna	2-dr Coupe 79-85	Gutter	951				761		527			
Scrum	5-dr MPV 05-> (JPN)	Gutter	951				769		527	B		
Tribute	5-dr SUV 00-03, 04-07	Normal	754	892	962	862	762	1200	544			

MERCEDES BENZ

190 (W201)	4-dr Sedan 83-93	Normal	754	891	961	861	761	1009	544			
190 (W201)	5-dr Estate 83-93	Normal	754	891	961	861	761	1009	544			
200-300 (W123)	78-85	Gutter	951				762		527			
200-500 (W124)	5-dr Estate 85-89, 90-95	Normal	754	892	962	862	762	1009	544			
200-500 (W124)	4-dr Sedan 85-89, 90-95	Normal	754	892	962	862	762	1009	544			
A-klasse (C169)	3-dr Hatchback 04->	Fixpoint	753	891	961	861	761	3066	Incl			
A-klasse (W168)	5-dr Hatchback 98-00, 01-04	Normal	754	891	961	861	761	1072	544			
A-klasse (W169)	5-dr Hatchback 04->	Fixpoint	753	891	961	861	761	3066	Incl			
A-klasse (W170)	5-dr Hatchback 11->	Fixpoint	753	891					Incl			
B-klasse (W245)	5-dr Hatchback 05-10	Fixpoint	753	891	961	861	761	3066	Incl			
B-klasse (W246)	5-dr Hatchback 11->	Fixpoint	753						Incl			
C-klasse (W202)	5-dr Estate 93-99, 00->	Railing	775	891	961	861	761		Incl			
C-klasse (W202)	5-dr Estate 93-99, 00->	Railing	757	891	961	861	761		Incl		784	J
C-klasse (W202)	5-dr Estate 93-99	Normal	754	892	962	862	762	1009	544			
C-klasse (W202)	4-dr Sedan 93-99	Normal	754	892	962	862	762	1009	544			
C-klasse (W203)	5-dr Estate 01-03, 04-06	Railing	775	891	961	861	761		Incl			
C-klasse (W203)	5-dr Estate 01-03, 04-06	Railing	757	891	961	861	761		Incl		784	J
C-klasse (W203)	4-dr Sedan 00-03, 04-06	Normal	754	892	969	869	769	1204	544			
C-klasse (W204)	5-dr Estate 07->	Railing	757	892	969	869	769		Incl		784	J
C-klasse (W204)	5-dr Estate 07->	Railing	775	892	969	869	769		Incl			
C-klasse (W204)	4-dr Sedan 07->, Glass roof	Fixpoint	753	891	961	861	761	3049	Incl			
C-klasse (W204) (Glass roof)	4-dr Sedan 07->	Fixpoint	753	891	961	861	761	3083	Incl			
C-klasse sport coupé	3-dr Coupe 01-06	Normal	754	891	961	861	761	1233	544			
CLC	2-dr Coupe 08->	Normal	754	891	961	861	761	1504	544	B		
CLK (W208)	2-dr Coupe 97-02	Normal	754	891	961	861	761	1092	544			
CLS	4-dr Coupé 10->	Fixpoint	753	892	969	869	769	3049	Incl			
E-klasse (C207) (Glass roof)	2-dr Coupe 09->	Fixpoint	753	891	961	861	761	3083	Incl			
E-klasse (C207)	2-dr Coupe 09->, Glass roof	Fixpoint	753	891	961	861	761	3049	Incl			
E-klasse (W124)	5-dr Estate 85-95	Railing	757	891	961	861	761		Incl		784	J
E-klasse (W210)	4-dr Sedan 95-01	Normal	754	892	962	862	762	1009	544			
E-klasse (W210)	5-dr Estate 96-02	Railing	775	891	961	861	761		Incl			
E-klasse (W210)	5-dr Estate 96-02	Railing	757	891	961	861	761		Incl		784	J
E-klasse (W211)	4-dr Sedan 02-09	Fixpoint	753	891	961	861	761	3026	Incl			
E-klasse (W211)	5-dr Estate 03-08	Railing	775	892	969	869	769		Incl			

MERCEDES BENZ		 Roof type	 Foot + SRA	 Slide Bar	 Wing Bar	 Aero Bar	 Square Bar					
E-klasse (W211)	5-dr Estate 03-08	Railing	757	892	969	869	769		Incl		784	J
E-klasse (W212)	4-dr Sedan 09->, Glass roof	Fixpoint	753	892	969	869	769	3049	Incl			
E-klasse (W212)	4-dr Sedan 09->, Glass roof	Fixpoint	753	891	961	861	761	3083	Incl			
E-klasse (W212)	5-dr Estate 09->	Railing	757	892	969	869	769		Incl		785	J
E-klasse (W212)	5-dr Estate 09->	Railing	775	892	962	862	762		Incl			
G-Klasse	SUV	Gutter	952				763		527			
GL	5-dr SUV 06->	Railing	775	892	969	869	769		Incl			
GL	5-dr SUV 06->	Railing	757	892	969	869	769		Incl		785	J
GLK	5-dr SUV 08->	Railing	775	892	969	869	769		Incl			
GLK	5-dr SUV 08->	Railing	757	892	969	869	769		Incl		785	J
M-klasse (W163)	5-dr SUV 98-01, 02-05	Railing	775	892	962	862	762		Incl			
M-klasse (W163)	5-dr SUV 98-01, 02-05	Railing	757	892	962	862	762		Incl			
M-Klasse (W164)	5-dr SUV 05->	Railing	775	892	962	862	762		Incl			
M-Klasse (W164)	5-dr SUV 05->	Railing	757	892	969	869	769		Incl		785	J
R-klasse (W251)	5-dr Estate 06->	Fixpoint	753	892	969	869	769	3038	Incl			
S-klasse (W126)	4-dr Sedan 86-91	Gutter	369				762		527			
Sprinter	Van 95-05	Gutter	952				766		527			
Sprinter	4-dr Van 06->	Fixpoint	753	893	963	863	763	3032	Incl			
Sprinter	4-dr Van 06->	T-Profile	753	893	963	863	763	3062	Incl			
Vaneo	5-dr MPV 02->	Railing	757	892	962	862	762		Incl			
Viano	4-dr Bus 96->	T-Profile	753	893	963	863	763	3084	Incl			
Viano	5-dr MPV 04->	Railing	757	893	963	863	763		Incl			
Viano	4-dr MPV 04->	Fixpoint	753	893	963	863	763	3029	Incl			
Viano Marco Polo	4-dr Bus 96->	T-Profile	753	893	963	863	763	3084	Incl			
Viano Marco Polo	5-dr MPV 03->	T-Profile	753	892	962	862	762	3084	Incl			
Vito	5-dr Bus 97-03, 04->	Railing	775	893	963	863	763		Incl			
Vito	4-dr Van 04->	Fixpoint	753	893	963	863	763	3029	Incl			
Vito	4-dr Van 96-03, 04->	T-Profile	753	893	963	863	763	3084	Incl			
V-klasse	4-dr Bus 97->	Railing	775	893	963	863	763		Incl			
V-klasse	5-dr Van 97-03	Railing	775	893	963	863	763		Incl			

MERCURY

Lynx	5-dr Estate 81-87	Gutter	951				762		527			
Mountaineer	5-dr SUV 02->	Railing	775	891	961	861	761		Incl			
Sable	4-dr Sedan 08->	Normal	754	892	962	862	762	1533	544	C		
Tracer	88-90	Gutter	951				761		527			

MG












ZR	3-dr Hatchback 02-05	Normal	754	891	961	861	761	1044	544			
ZR	5-dr Hatchback 02-05	Normal	754	891	961	861	761	1044	544			
ZS	5-dr Hatchback 02->	Normal	754	891	961	861	761	1045	544			
ZS	4-dr Sedan 02->	Normal	754	891	961	861	761	1045	544			
ZT	4-dr Sedan 01-05	Normal	754	892	962	862	762	1154	544			
ZT-T	5-dr Estate 02->	Railing	757	891	961	861	761		Incl		784	J

MINI












Clubman	4-dr Hatchback 08->	Normal	754	891	960	860	760	1507	544	B		
Cooper	3-dr Hatchback 02-06, 07->	Normal	754+ 774	891	961	861	761	1366	596	C		
Cooper Countryman	5-dr SUV 10->	Flush R.	753	891	961	861	761	4020	Incl			
One Clubman	5-dr Estate 09->	Railing	757	891	960	860	760		Incl			

MITSUBISHI

Airtrek	5-dr SUV 03-> (S. AMERICA)	Railing	775	891	961	861	761		Incl			
ASX	5-dr SUV 10->	Fixpoint	753	891	961	861	761	3093	Incl			
ASX	5-dr SUV 10->	Flush R.	753	892	969	869	769	4017	Incl			
Carisma	5-dr Hatchback 96-05	Normal	754	891	961	861	761	1081	544			
Carisma	4-dr Sedan 97-05	Fixpoint	751	891	960	860	760	3081	Incl			
Carisma	4-dr Sedan 97-05	Fixpoint	4304				761		Incl			

MITSUBISHI												
		Roof type	Foot + SRA	SlideBar	WingBar	AeroBar	SquareBar					
Carisma	4-dr Sedan 97-05	Normal	754	891	961	861	761	1081	544			
Challenger	5-dr SUV 98-05	Normal	754	892	962	862	762	1236	544			
Challenger	5-dr SUV 99->	Railing	757	891	960	860	760		Incl			
Challenger	4-dr Double Cab 11->	Normal	754	892	969	869	769	1400	544	C		
Chariot	84-91	Gutter	951				761		527			
Chariot	3-dr MPV 92-96	Railing	757	891	961	861	761		Incl		784	J
Chariot Grandis	3-dr MPV 97-03	Railing	757	891	961	861	761		Incl		784	J
Colt	3-dr Hatchback 96-03	Fixpoint	751	891	960	860	760	3081	Incl			
Colt	3-dr Hatchback 96-03	Fixpoint	4304				761		Incl			
Colt	3-dr Hatchback 96-04	Normal	754+ 774	891	961	861	761	1078	596			
Colt	5-dr Hatchback 04->	Normal	754	892	969	869	769	1356	544	C		
Colt	3-dr Hatchback 05->	Normal	754+ 774	892	969	869	769	1358	596	C		
Delica	5-dr Bus 79-86	High Roof	952				763		527			
Delica	5-dr Bus 79-86	Gutter	951				763		527			
Delica	5-dr MPV 07->	Normal	754	893	963	863	763	1485	544	C		
Dingo	5-dr MPV 99-01	Railing	757	891	961	861	761		Incl		784	J
Emeraude	4-dr Sedan 96-05	Normal	754	891	961	861	761	1049	544			
Endeavor	5-dr SUV 06->	Railing	775	892	962	862	762		Incl			
Eterna	4-dr Sedan 96-05	Normal	754	891	961	861	761	1049	544			
Galant	5-dr Hatchback 88-92, 93-96	Fixpoint	751	891	960	860	760	3081	Incl			
Galant	5-dr Hatchback 88-92, 93-96	Fixpoint	4304				760		Incl			
Galant	5-dr Hatchback 88-92	Gutter	951				761		527			
Galant	4-dr Sedan 88-92, 93-96	Fixpoint	751	891	960	860	760	3081	Incl			
Galant	4-dr Sedan 88-92, 93-96	Fixpoint	4304				760		Incl			
Galant	5-dr Estate 97-02	Railing	775	891	960	860	760		Incl			
Galant	5-dr Estate 97-02	Railing	757	891	960	860	760		Incl			
Galant	4-dr Sedan 97-05	Normal	754	891	961	861	761	1049	544			
Galloper	3-dr SUV 99-03	Gutter	952				763		527			
Galloper	5-dr SUV 99-03	Gutter	952				763		527			
Grandis	5-dr Van 03->	Railing	757	891	961	861	761		Incl		784	J
Grandis	5-dr Van 03->	Normal	754	892	962	862	762	1333	544			
Grandis	5-dr Estate 03-> (JPN)	Normal	754	892	962	862	762	1333	544	D		
L 200	95->	Gutter	951				762		527			
L 200	4-dr Double Cab 98-99	Normal	754	892	962	862	762	1116	544			
L 200	2-dr Extended Cab 98-05	Normal	754	892	962	862	762	1116	544			
L 200	2-dr Single Cab 98-05	Normal	754	892	962	862	762	1116	544	A/L		
L 200	4-dr Double Cab 00-05	Normal	754	892	969	869	769	1236	544			
L 200 (KB4T)	4-dr Double Cab 05-09, 10->	Normal	754	892	969	869	769	1400	544	C		
L 200 (KB4T)	2-dr Extended Cab 05-09, 10->	Normal	754	892	969	869	769	1401	544	C		
L 300	5-dr Van 81-02	Gutter	952				762		527			
Lancer	5-dr Estate 93-96	Railing	757	891	960	860	760		Incl			
Lancer	4-dr Sedan 96-03	Fixpoint	751	891	960	860	760	3081	Incl			
Lancer	4-dr Sedan 96-03	Fixpoint	4304				761		Incl			
Lancer	4-dr Sedan 96-99	Normal	754	891	961	861	761	1079	544			
Lancer	5-dr Estate 00-03, 04-07	Normal	754	892	969	869	769	1239	544	D		
Lancer	4-dr Sedan 00-03, 04-07	Normal	754	892	969	869	769	1239	544	D		
Lancer	5-dr Hatchback 08->	Fixpoint	753	891	961	861	761	3071	Incl			
Lancer	5-dr Hatchback 08->	Normal	754	892	969	869	769	1477	544	C		
Lancer	4-dr Sedan 08->	Fixpoint	753	891	961	861	761	3071	Incl			
Lancer	4-dr Sedan 08->	Normal	754	892	969	869	769	1477	544	C		
Lancer	4-dr Sedan 08->	Normal	754	892	969	869	769	1477	544	D		
Lancer Cedia	4-dr Sedan 00-03	Normal	754	892	962	862	762	1239	544	D		
Lancer EVO VII	4-dr Sedan 00-03	Normal	754	892	962	862	762	1239	544	D		
Lancer EVO X	4-dr Sedan 08->	Fixpoint	753	891	961	861	761	3071	Incl			
Lancer EVO X	4-dr Sedan 08-> (JPN)	Normal	754	892	969	869	769	1477	544			
Legnum	5-dr Estate 97-05	Railing	757	891	960	860	760		Incl			
Libero	5-dr Estate 99-05	Railing	757	891	961	861	761		Incl		784	J

MITSUBISHI












		 Roof type	 Foot + SRA	 Slide Bar	 Wing Bar	 Aero Bar	 Square Bar					
Minica	84-88	Gutter	951				761		527			
Montero	3-dr SUV 99-06	Railing	757	892	962	862	762		Incl			
Montero	3-dr SUV 99-06	Normal	754+ 774	892	962	862	762	1183	596			
Montero	5-dr SUV 99-06	Railing	757	892	962	862	762		Incl			
Montero	5-dr SUV 99-06	Normal	754	892	962	862	762	1182	544			
Nimbus	5-dr MPV 98->	Railing	757	891	961	861	761		Incl		784	J
Outlander	5-dr SUV 03-05 (USA)	Railing	775	891	961	861	761		Incl			
Outlander (Mk II)	5-dr SUV 05->	Railing	775	892	969	869	769		Incl			
Outlander (Mk II)	5-dr SUV 05->	Railing	757	892	969	869	769		Incl		785	J
Outlander (Mk II)	5-dr SUV 05->	Normal	754	892	962	862	762	1409	544	C		
Pajero	3-dr SUV 91-00 (S. AMERICA)	Railing	757	892	962	862	762		Incl		785	J
Pajero	5-dr SUV 91-00 (S. AMERICA)	Railing	757	892	962	862	762		Incl		785	J
Pajero	5-dr SUV 91-98	Gutter	952				763		527			
Pajero	3-dr SUV 91-98, 99-04	Railing	775	891	961	861	761		Incl			
Pajero	3-dr SUV 91-98, 99-04	Railing	757	891	961	861	761		Incl		785	J
Pajero	3-dr SUV 99-06	Normal	754+ 774	892	962	862	762	1183	596			
Pajero	5-dr SUV 91-98, 99-04	Railing	775	891	961	861	761		Incl			
Pajero	5-dr SUV 91-98, 99-04	Railing	757	891	961	861	761		Incl		785	J
Pajero	5-dr SUV 99-06	Normal	754	892	962	862	762	1182	544			
Pajero	3-dr SUV 00-> (S. AMERICA)	Normal	754	892	962	862	762	1183	596/774			
Pajero	5-dr SUV 05-06	Railing	775	892	969	869	769		Incl			
Pajero	5-dr SUV 05-06	Railing	757	892	969	869	769		Incl		785	J
Pajero	3-dr SUV 05-06, 07->	Railing	775	892	969	869	769		Incl			
Pajero	3-dr SUV 05-06, 07->	Railing	757	892	969	869	769		Incl		785	J
Pajero	5-dr SUV 07->	Railing	775	892	969	869	769		Incl			
Pajero	5-dr SUV 07->	Railing	757	892	969	869	769		Incl		785	J
Pajero Dakar	5-dr SUV 09-> (S. AMERICA)	Railing	775	891	960	860	760		Incl			
Pajero Full	5-dr SUV 00-> (S. AMERICA)	Normal	754	892	962	862	762	1182	544			
Pajero Full	5-dr SUV 06-> (S. AMERICA)	Railing	775	892	969	869	769		Incl			
Pajero IO	3-dr SUV 98->	Normal	754+ 774	892	962	862	762	1173	596	C		
Pajero IO	5-dr SUV 98->	Normal	754	892	962	862	762	1173	544	C		
Pajero IO	5-dr SUV 99-> (S. AMERICA)	Railing	757	891	961	861	761		Incl			
Pajero Pinin	5-dr SUV 00-06	Railing	775	891	961	861	761		Incl			
Pajero Pinin	5-dr SUV 00-06	Railing	757	891	961	861	761		Incl		784	J
Pajero Sport	5-dr SUV 98-06	Railing	757	891	961	861	761		Incl		784	J
Pajero Sport	5-dr SUV 98-06	Normal	754	892	962	862	762	1236	544			
Pajero Sport	5-dr SUV 06-> (S. AMERICA)	Railing	775	892	969	869	769		Incl			
Pajero TR4	3-dr SUV 02->	Normal	754+ 774	892	962	862	762	1173	596	C		
Pajero TR4	5-dr SUV 02->	Normal	754	892	962	862	762	1173	544	C		
Pajero TR4	5-dr SUV 06-09 (S. AMERICA)	Railing	775	892	969	869	769		Incl			
Pajero TR4	5-dr SUV 10-> (S. AMERICA)	Railing	757	892	969	869	769		Incl			
Pinin	3-dr SUV 98->	Normal	754+ 774	892	962	862	762	1173	596	C		
Pinin	5-dr SUV 98->	Normal	754	892	962	862	762	1173	544	C		
Pinin	3-dr SUV 99-05	Railing	757	891	961	861	761		Incl		784	J
RVR	5-dr MPV 92-97	Railing	757	891	961	861	761		Incl		784	J
Sigma	5-dr Estate 93-96	Railing	757	891	960	860	760		Incl			
Space	5-dr Wagon 84-> (S. AMERICA)	Railing	757	891	961	861	761		Incl			
Space Runner	5-dr MPV 92->	Railing	757	891	961	861	761		Incl		784	J
Space Star	5-dr MPV 98-01, 02-05	Railing	757	891	961	861	761		Incl		784	J
Space Star	5-dr MPV 98-01, 02-05	Normal	754	891	961	861	761	1097	544			
Space Wagon	3-dr MPV 84-98	Railing	757	891	961	861	761		Incl		784	J
Space Wagon	5-dr MPV 84-91	Gutter	951				761		527			
Space Wagon	3-dr MPV 99-03	Railing	757	891	961	861	761		Incl		784	J
Space Wagon	3-dr MPV 99-03	Railing	775	891	961	861	761		Incl			
Space Wagon	3-dr MPV 04->	Railing	775	891	961	861	761		Incl			
Triton	4-dr Double Cab 98-99	Normal	754	892	962	862	762	1116	544			
Triton	2-dr Extended Cab 98-05	Normal	754	892	962	862	762	1116	544			









		 Roof type	 Foot + SRA	 SlideBar	 WingBar	 AeroBar	 SquareBar					
MITSUBISHI												
Triton	2-dr Single Cab 98-05	Normal	754	892	962	862	762	1116	544	A/L		
Triton (KB4T)	4-dr Double Cab 05-09, 10->	Normal	754	892	969	869	769	1400	544	C		
Triton (KB4T)	2-dr Extended Cab 05-09, 10->	Normal	754	892	969	869	769	1401	544	C		

NISSAN

AD	5-dr Van 00-06 (JPN)	Normal	754	891	960	860	760	1164	544	C		
AD	5-dr Estate 07-> (JPN)	Normal	754	892	969	869	769	1407	544	A		
Almera	3-dr Hatchback 95-99	Normal	754+ 774	891	961	861	761	1030	596	C		
Almera	5-dr Hatchback 95-99	Normal	754	891	961	861	761	1030	544	C		
Almera	4-dr Sedan 95-99	Normal	754	891	961	861	761	1030	544	C		
Almera	5-dr Estate 99-03	Railing	757	891	961	861	761		Incl		784	J
Almera	3-dr Hatchback 00-06	Normal	754+ 774	891	961	861	761	1197	596	C		
Almera	5-dr Hatchback 00-06	Normal	754	891	961	861	761	1197	544	C/H		
Almera	4-dr Sedan 00-06	Normal	754	891	961	861	761	1197	544	C/H		
Almera Tino	5-dr MPV 99-01	Normal	754	891	961	861	761	1031	544			
Almera Tino	5-dr MPV 02-06	Normal	754	891	961	861	761	1295	544	D		
Bluebird	4-dr Sedan 96-01 (ASIA)	Normal	754	891	961	861	761	1023	544			
Bluebird Sylphy	4-dr Sedan 00-06	Normal	754	891	961	861	761	1197	544	C		
Cefiro	5-dr Estate 97-03	Railing	757	892	962	862	762		Incl			
Cefiro	4-dr Sedan 99-03	Normal	754	891	961	861	761	1157	544			
Cube	5-dr MPV 98-01	Normal	754	891	961	861	761	1124	544	C		
Cube	5-dr MPV 02-08	Normal	754	893	963	863	763	1336	544	A		
Cube	5-dr MPV 09->	Normal	754	893	963	863	763	1570	544	B		
Cube Cubic	5-dr MPV 03->	Normal	754	893	963	863	763	1336	544	A		
Dualis	5-dr SUV 07-> (JPN)	Normal	754	892	962	862	762	1454	544	D		
Elgrand	5-dr MPV 02-09	Normal	754	892	962	862	762	1282	544	C		
Elgrand	5-dr MPV 10->	Normal	754	892	962	862	762	1628	544	C		
Grand Livina	5-dr MPV 07-> (ASIA)	Normal	754	892	969	869	769	1474	544	B		
Grand Livina	5-dr MPV 09-> (S. AMERICA)	Railing	757	891	961	861	761		Incl			
Homy	5-dr Van 96-96	Gutter	952				763		527			
Homy Elgrand	5-dr MPV 97-01	Normal	754	892	962	862	762	1090	544			
Interstar (Mk II)	4-dr Van 02-10	Fixpoint	753	893	963	863	763	3045	Incl			
Interstar (Mk II)	5-dr Van 02-10	Fixpoint	753	893	963	863	763	3045	Incl			
Interstar (Mk II)	4-dr Van 10->	Fixpoint	753	892	962	862	762	3096	Incl			
Juke	5-dr SUV 10->	Normal	754	891	961	861	761	1619	544	C		
King Cab	4-dr Double Cab 89-97, 98-01, 02-05	Normal	754	892	962	862	762	1086	544			
King Cab	2-dr Extended Cab 86-97, 98-01, 02-05	Normal	754	892	962	862	762	1086	544	A		
King Cab	2-dr Single Cab 98-01, 02-05	Normal	754	892	962	862	762	1086	544	A/L		
King Cab	2-dr Single Cab 86-97	Normal	754	892	962	862	762	1086	544	A/L		
King Cab	4-dr Double Cab 05->	Normal	754	892	962	862	762	1430	544			
King Cab	4-dr Extended Cab 05->	Normal	754	892	962	862	762	1408	544			
King Cab	2-dr Single Cab 05->	Normal	754	892	962	862	762	1408	544			
King Cab	4-dr Crew Cab 05->	Normal	754	892	962	862	762	1408	544			
Kubistar	5-dr Van 04->	Fixpoint	753	891	960	860	760	3021	Incl			
Lafesta	5-dr MPV 04-> (JPN)	Railing	757	892	969	869	769		Incl		785	J
Lafesta	5-dr MPV 04-> (JPN)	Normal	754	892	962	862	762	1375	544	C		
Laurel (C32)	4-dr Sedan 85-88	Gutter	369				760		527			
Leaf	5-dr Hatchback 10->	Normal	754	892	969	869	769	1633	544	C		
Livina	5-dr MPV 07->	Normal	754	892	969	869	769	1399	544	B		
Livina	5-dr SUV 08->	Railing	775	891	960	860	760		Incl			
Livina X-Gear	5-dr MPV 09-> (S. AMERICA)	Railing	757	891	961	861	761		Incl			
Lucino	3-dr Hatchback 95-00	Normal	754	891	961	861	761	1030	544	C		
Lucino	5-dr Hatchback 95-00	Normal	754	891	961	861	761	1030	544	C		
Lucino	4-dr Sedan 95-00	Normal	754	891	961	861	761	1030	544	C		
March	3-dr Hatchback 93-02	Normal	754	891	960	860	760	1108	544			
March	5-dr Hatchback 93-02	Normal	754	891	960	860	760	1108	544			

NISSAN

		 Roof type	 Foot + SRA	 Slide Bar	 Wing Bar	 Aero Bar	 Square Bar					
March	3-dr Hatchback 03-07, 08-10	Normal	754+ 774	891	961	861	761	1300	596	D		
March	5-dr Hatchback 03-07, 08-10	Normal	754	891	961	861	761	1300	544	D		
March (K13)	5-dr Hatchback 10->	Normal	754	891	961	861	761	1623	544	C		
Maxima	4-dr Sedan 95-99	Normal	754	891	961	861	761	1435	544			
Maxima	4-dr Sedan 00-03	Normal	754	891	961	861	761	1157	544			
Micra (K11)	3-dr Hatchback 93-99	Normal	754	891	960	860	760	1108	544			
Micra (K11)	3-dr Hatchback 00-02	Normal	754	891	960	860	760	1108	544			
Micra (K11)	5-dr Hatchback 93-99, 00-02	Normal	754	891	960	860	760	1108	544			
Micra (K12)	3-dr Hatchback 03-07, 08-10	Normal	754+ 774	891	961	861	761	1300	596	D		
Micra (K12)	5-dr Hatchback 03-07, 08-10	Normal	754	891	961	861	761	1300	544	D		
Micra (K13)	5-dr Hatchback 10->	Normal	754	891	961	861	761	1623	544	C		
Mistral	3-dr Hatchback 93-02, 03->	Normal	754+ 774	891	961	861	761	1109	596			
Mistral	5-dr Hatchback 93-02, 03->	Normal	754	891	961	861	761	1109	544			
Murano	5-dr SUV 03->	Railing	757	892	969	869	769		Incl		785	J
Murano	5-dr SUV 05->	Normal	754	892	962	862	762	1397	544	E		
Navara	4-dr Double Cab 04->, 05->	Railing	775	891	961	861	761		Incl			
Navara	4-dr Double Cab 05->	Normal	754	892	962	862	762	1430	544			
Note	5-dr Hatchback 05->	Normal	754	892	969	869	769	1399	544	B		
Note	5-dr MPV 05->	Normal	754	892	969	869	769	1399	544	B		
NP300	2-dr Extended Cab 09->	Normal	754	892	962	862	762	1086	544	A		
NP300	2-dr Single Cab 09->	Normal	754	892	962	862	762	1086	544	A/L		
NP300	4-dr Double Cab 09->	Normal	754	892	962	862	762	1086	544			
NV 200	3-dr Van 09->	Fixpoint	753	892	969	869	769	3085	Incl			
Pathfinder	5-dr SUV 05->	Normal	754	892	962	862	762	1430	544			
Pathfinder	5-dr SUV 05->, 06->	Railing	775	891	961	861	761		Incl			
Pathfinder (R51)	5-dr SUV 05->	Railing	775	891	961	861	761		Incl			
Pathfinder (WD21)	3-dr SUV 88-96	Railing	757	891	961	861	761		Incl		784	J
Pathfinder (WD21)	3-dr SUV 88-96	Normal	754+ 774	892	962	862	762	1086	596			
Pathfinder (WD21)	5-dr SUV 88-96	Railing	757	891	961	861	761		Incl		784	J
Pathfinder (WD21)	5-dr SUV 88-96	Normal	754	892	962	862	762	1086	544			
Patrol	5-dr SUV 11->	Fixpoint	753	892	962	862	762	3106	Incl	H		
Patrol 160	5-dr SUV 81-87	Gutter	952				763		527			
Patrol GR	5-dr SUV 88-97	Gutter	952				763		527			
Patrol GR	5-dr SUV 98-04, 05-10	Railing	757	892	962	862	762		Incl			
Patrol GR	5-dr SUV 98-04, 05-10	Gutter	369				763		527			
Pixo	5-dr Hatchback 09->	Normal	754	891	961	861	761	1525	544			
Presage	5-dr MPV 98-02, 03->	Railing	757	891	961	861	761		Incl		784	J
Presage	5-dr MPV 03->	Normal	754	892	962	862	762	1339	544	C		
Primastar	4-dr Van 02-06, 07->	Fixpoint	753	893	963	863	763	3046	Incl			
Primastar (High roof)	4-dr Van 02-06, 07->	Fixpoint	753	892	962	862	762	3046	Incl			
Primastar	5-dr Van 02-06, 07->	Fixpoint	753	893	963	863	763	3046	Incl			
Primastar (High roof)	5-dr Van 02-06, 07->	Fixpoint	753	892	962	862	762	3046	Incl			
Primera (P10)	5-dr Hatchback 91-96	Normal	754	891	961	861	761	1010	544			
Primera (P10)	4-dr Sedan 91-96	Normal	754	891	961	861	761	1010	544			
Primera (P11)	5-dr Hatchback 97-01	Normal	754	891	961	861	761	1023	544			
Primera (P11)	4-dr Sedan 97-01	Normal	754	891	961	861	761	1023	544			
Primera (P12)	5-dr Hatchback 02-07	Normal	754	891	961	861	761	1258	544			
Primera (P12)	4-dr Sedan 02-07	Normal	754	891	961	861	761	1258	544			
Primera (W10)	5-dr Estate 91-97	Railing	757	891	961	861	761		Incl		784	J
Primera (W11)	5-dr Estate 98-01	Railing	757	891	961	861	761		Incl		784	J
Primera (W12)	5-dr Estate 02-07	Fixpoint	753	891	960	860	760	3014	Incl			
Primera (W12)	5-dr Estate 02-07	Railing	757	891	961	861	761		Incl		784	J
Primera (W12)	5-dr Estate 02-07	Normal	754	891	961	861	761	1258	544			
Pulsar	3-dr Hatchback 95-00	Normal	754+ 774	891	961	861	761	1030	596	C		
Pulsar	5-dr Hatchback 95-00	Normal	754	891	961	861	761	1030	544	C		
Pulsar	4-dr Sedan 95-00	Normal	754	891	961	861	761	1030	544	C		
Pulsar	3-dr Hatchback 00-06	Normal	754	891	961	861	761	1197	544	C		

NISSAN		 Roof type	 Foot + SRA	 SlideBar	 WingBar	 AeroBar	 SquareBar					
Pulsar	5-dr Hatchback 00-06	Normal	754	891	961	861	761	1197	Incl	C/H		
Qashqai	5-dr SUV 07->	Normal	754	892	962	862	762	1454	544	D		
Qashqai +2	5-dr SUV 08->	Railing	757	892	969	869	769		Incl		785	J
Quest	5-dr Van 11->	Normal	754	892	962	862	762	1628	544	C		
R'Nessa	5-dr Estate 98->	Railing	757	892	962	862	762		Incl			
Rasheen	5-dr SUV 99->	Railing	757	893	963	863	763		Incl			
Rogue	5-dr SUV 08-> (USA)	Normal	754	892	969	869	769	1587	544	D		
Safari 160 SUV	81-87	Gutter	952				763		527			
Sentra	3-dr Hatchback 95-00	Normal	754+ 774	891	961	861	761	1030	596	C		
Sentra	4-dr Sedan 95-99	Normal	754	891	961	861	761	1030	544	C		
Sentra	5-dr Hatchback 95-00	Normal	754	891	961	861	761	1030	544	C		
Sentra	4-dr Sedan 07->	Normal	754	892	969	869	769	1538	544	D		
Serena (High roof)	5-dr MPV 99-05 (JPN)	Normal	754	891	961	861	761	1214	544	C		
Serena	5-dr MPV 99-05 (JPN)	Normal	754	892	962	862	762	1179	544	C		
Serena (High roof)	4-dr MPV 03-(JPN)	Normal	754	891	961	861	761	1214	544	C		
Serena	5-dr MPV 05-09 (JPN)	Normal	754	892	962	862	762	1390	544	C		
Serena	5-dr MPV 10->	Normal	754	892	962	862	762	1650	544	C		
Serena Cargo	96->	Gutter	952				763		527			
Stagea	5-dr Estate 97-01	Railing	757	893	963	863	763		Incl			
Stanza (U11)	85-89	Gutter	369				760		527			
Sunny	4-dr Sedan 95-98	Normal	754	891	961	861	761	1030	544	C		
Sunny	3-dr Hatchback 95-98	Normal	754	891	961	861	761	1030	544	C		
Sunny	5-dr Hatchback 95-98	Normal	754	891	961	861	761	1030	544	C		
Sunny	4-dr Sedan 99-07	Normal	754	891	960	860	760	1023	544			
Sunny (B11), (N13)	86-90		369				760		527			
Sunny (N14)	3-dr Hatchback 91-94	Normal	754	891	961	861	761	1010	544			
Sunny (N14)	5-dr Hatchback 91-94	Normal	754	891	960	860	760	1010	544			
Sunny (N14)	4-dr Sedan 91-94	Normal	754	891	960	860	760	1010	544			
Sunny (Y10)	5-dr Estate 91-96	Railing	757	891	960	860	760		Incl			
Terrano (WD21)	3-dr SUV 86-96	Railing	757	891	961	861	761		Incl		784	J
Terrano (WD21)	3-dr SUV 86-96	Normal	754+ 774	892	962	862	762	1086	596			
Terrano (WD21)	5-dr SUV 86-96	Railing	757	891	961	861	761		Incl		784	J
Terrano (WD21)	5-dr SUV 86-96	Normal	754	892	962	862	762	1086	544			
Terrano II (R20)	3-dr SUV 93-02, 03-06	Railing	757	891	961	861	761		Incl		784	J
Terrano II (R20)	3-dr SUV 93-02, 03-06	Normal	754+ 774	891	961	861	761	1109	596			
Terrano II (R20)	5-dr SUV 93-02, 03-06	Railing	757	891	961	861	761		Incl		784	J
Terrano II (R20)	5-dr SUV 93-02, 03-06	Normal	754	891	961	861	761	1109	544			
Tiida	5-dr Hatchback 05-07, 08-> (JPN/EUR)	Normal	754	892	969	869	769	1376	544	B		
Tiida Latio	4-dr Sedan 04-07, 08-> (JPN/EUR)	Normal	754	892	969	869	769	1386	544	B		
Urvan	5-dr Van 81-96	Gutter	952				765		527			
Wingroad	5-dr Estate 06-> (JPN)	Normal	754	892	969	869	769	1407	544	A		
Xterra	5-dr SUV 04-> (S. AMERICA)	Railing	775	891	961	861	761		Incl			
X-Trail	5-dr SUV 01-06	Fixpoint	753	892	969	869	769	3063	Incl			
X-Trail	5-dr SUV 04-06	Railing	775	891	961	861	761		Incl			
X-Trail	5-dr SUV 07->	Fixpoint	753	891	961	861	761	3059	Incl			












OLDSMOBILE

Brougham	4-dr Sedan	Gutter	951				762		527			
Cutlass Supreme	78-87	Gutter	951				762		527			
Delta	77-85	Gutter	951				763		527			












OPEL

Agila	5-dr MPV 00-07	Railing	757	891	961	861	761		Incl			
Agila	5-dr MPV 00-07	Normal	754	891	961	861	761	1167	544	C		
Agila	5-dr Hatchback 08->	Normal	754	891	961	861	761	141499	544	B		
Ampera	4-dr Sedan 11->	Normal	754	892	969	869	769	1647	544	C		

OPEL

		 Rooftype	 Foot + SRA	 SlideBar	 WingBar	 AeroBar	 SquareBar			 i		 i
Antara	5-dr SUV 07->	Railing	775	891	961	861	761			Incl		
Antara	5-dr SUV 07->	Railing	757	891	961	861	761			Incl	784	J
Ascona C	82-88	Gutter	951				761		527			
Astra	5-dr Estate 92-97	Railing	757	891	960	860	760			Incl	784	J
Astra	4-dr Sedan 92-97	Fixpoint	751	891	960	860	760	3081		Incl		
Astra	4-dr Sedan 92-97	Fixpoint	4304				760			Incl		
Astra	5-dr Estate 92-97, 98-03	Fixpoint	751	891	960	860	760	3081		Incl		
Astra	5-dr Estate 92-97, 98-03	Fixpoint	4304				760			Incl		
Astra	5-dr Estate 98-03	Railing	757	891	960	860	760			Incl	784	J
Astra	3-dr Hatchback 92-97, 98-03	Fixpoint	751	891	960	860	760	3081		Incl		
Astra	3-dr Hatchback 92-97, 98-03	Fixpoint	4304				760			Incl		
Astra	5-dr Hatchback 92-97, 98-03	Fixpoint	751	891	960	860	760	3081		Incl		
Astra	5-dr Hatchback 92-97, 98-03	Fixpoint	4304				760			Incl		
Astra	4-dr Sedan 98-03	Fixpoint	751	891	960	860	760	3081		Incl		
Astra	4-dr Sedan 98-03	Fixpoint	4304				760			Incl		
Astra	3-dr Coupe 00-03	Fixpoint	751	891	960	860	760	3081		Incl		
Astra	3-dr Coupe 00-03	Fixpoint	4304				761			Incl		
Astra	5-dr Estate 04-06	Flush R.	4900		961	861	761	4912	J		J	
Astra	5-dr Estate 04-06	Flush R.	753	891	960	860	760	4010		Incl		
Astra	3-dr Hatchback 04-09	Fixpoint	753	891	960	860	760	3025		Incl		
Astra	5-dr Hatchback 04-09	Fixpoint	753	891	960	860	760	3025		Incl		
Astra	5-dr Estate 07->	Flush R.	4903		961	861	761	4919	J		J	
Astra	5-dr Estate 07->	Flush R.	753	891	960	860	760	4011		Incl		
Astra	5-dr Hatchback 10->	Fixpoint	753	891	961	861	761	3090		Incl		
Astra Delvan	3-dr Van 98-03	Fixpoint	751	891	960	860	760	3081		Incl		
Astra Delvan	3-dr Van 98-03	Fixpoint	4304				760			Incl		
Astra GTC	3-dr Hatchback 05-09	Fixpoint	751	891	960	860	760	3025		Incl		
Astra Sports Tourer	5-dr Estate 10->	Flush R.	753	891	961	861	761	4025		Incl		
Calibra	3-dr Coupe 90-97	Fixpoint	751	891	960	860	760	3081		Incl		
Calibra	3-dr Coupe 90-97	Fixpoint	4304				760			Incl		
Combo	3-dr Van 02->	Fixpoint	753	891	961	861	761	3006		Incl		
Combo	4-dr Van 02->	Fixpoint	753	891	961	861	761	3006		Incl		
Combo	5-dr Van 02->	Fixpoint	753	891	961	861	761	3006		Incl		
Combo Tour	4-dr Van 02->	Fixpoint	753	891	961	861	761	3006		Incl		
Combo Tour	5-dr Van 02->	Fixpoint	753	891	961	861	761	3006		Incl		
Corsa A	3-dr Coupe 80-92	Gutter	951				761		527			
Corsa A	2-dr Sedan 80-92	Gutter	951				761		527			
Corsa A	4-dr Sedan 80-92	Gutter	951				761		527			
Corsa B	3-dr Hatchback 93-00	Fixpoint	751	891	960	860	760	3081		Incl		
Corsa B	3-dr Hatchback 93-00	Fixpoint	4304				760			Incl		
Corsa B	5-dr Hatchback 93-00	Fixpoint	751	891	960	860	760	3081		Incl		
Corsa B	5-dr Hatchback 93-00	Fixpoint	4304				760			Incl		
Corsa C	3-dr Hatchback 01-03, 04-06	Fixpoint	751	891	960	860	760	3081		Incl		
Corsa C	3-dr Hatchback 01-03, 04-06	Fixpoint	4304				760			Incl		
Corsa C	5-dr Hatchback 01-03, 04-06	Fixpoint	751	891	960	860	760	3081		Incl		
Corsa C	5-dr Hatchback 01-03, 04-06	Fixpoint	4304				760			Incl		
Corsa Combo	4-dr Van 94-01	Gutter	951				762		527			
Corsa D	3-dr Hatchback 06->	Fixpoint	753	891	961	861	761	3006		Incl		
Corsa D	5-dr Hatchback 06->	Fixpoint	753	891	961	861	761	3006		Incl		
Frontera	5-dr SUV 92-98, 99-04	Railing	757	891	961	861	761			Incl	784	J
Frontera Sport	3-dr SUV 92-98, 99-04	Railing Sport	757	891	961	861	761			Incl	784	J
Insignia	5-dr Estate 09->	Flush R.	753	891	961	861	761	4012		Incl		
Insignia	4-dr Sedan 09->	Normal	754	892	962	862	762	1513	544			
Insignia	5-dr Hatchback 09->	Normal	754	892	962	862	762	1513	544		B	
Kadett	5-dr Estate 85-91	Fixpoint	751	891	960	860	760	3081		Incl		
Kadett	5-dr Estate 85-91	Fixpoint	4304				760			Incl		
Kadett	5-dr Estate 85-91	Railing	757	891	960	860	760			Incl		

OPEL		Roof type	Foot + SRA	SlideBar	WingBar	AeroBar	SquareBar	Tie-down	Key	i	Key	i
Kadett	3-dr Hatchback 85-91	Fixpoint	751	891	960	860	760	3081	Incl			
Kadett	3-dr Hatchback 85-91	Fixpoint	4304				760		Incl			
Kadett	5-dr Hatchback 85-91	Fixpoint	751	891	960	860	760	3081	Incl			
Kadett	5-dr Hatchback 85-91	Fixpoint	4304				760		Incl			
Kadett	4-dr Sedan 85-91	Fixpoint	751	891	960	860	760	3081	Incl			
Kadett	4-dr Sedan 85-91	Fixpoint	4304				760		Incl			
Manta	2-dr Coupe 76-88	Gutter	951				761		527			
Meriva	5-dr MPV 03-09	Fixpoint	753	891	961	861	761	3006	Incl			
Meriva	5-dr MPV 03-09	Normal	754	892	962	862	762	1301	544	D		
Meriva	5-dr MPV 10->	Fixpoint	753	891	961	861	761	3090	Incl			
Monterey	3-dr SUV 93->	Railing	757	892	962	862	762		Incl			
Monterey	3-dr SUV 93->	Normal	754+ 774	892	962	862	762	1091	596			
Monterey	5-dr SUV 93->	Railing	757	892	962	862	762		Incl			
Monterey	5-dr SUV 93->	Normal	754	892	962	862	762	1091	544			
Monza	78-86	Gutter	951				761		527			
Movano (Mk II)	4-dr Van 98-03	Fixpoint	753	893	963	863	763	3045	Incl			
Movano (Mk II)	4-dr Van 04-10	Fixpoint	753	893	963	863	763	3045	Incl			
Movano (Mk II)	5-dr Van 98-03, 04-10	Fixpoint	753	893	963	863	763	3045	Incl			
Movano (Mk II)	4-dr Van 10->	Fixpoint	753	892	962	862	762	3096	Incl			
Omega	5-dr Estate 86-93	Gutter	951				761		527			
Omega	4-dr Sedan 86-93	Gutter	951				761		527			
Omega	5-dr Estate 86-93, 94-03	Railing	775	891	961	861	761		Incl			
Omega	5-dr Estate 86-93, 94-03	Railing	757	891	961	861	761		Incl		784	J
Omega	4-dr Sedan 94-03	Gutter	951				761		527			
Rekord E	78-86	Gutter	951				761		527			
Senator	4-dr Sedan 83-92	Gutter	951				761		527			
Signum	5-dr Estate 03-08	Normal	754	892	962	862	762	1285	544	D		
Signum	5-dr Estate 03-08	Flush R.	753	891	961	861	761	4010	Incl			
Signum	5-dr Estate 03-08	Flush R.	4900		969	869	769	4912	J	J		
Signum	5-dr Estate 03-08	Fixpoint	753	891	961	861	761	3006	Incl			
Sintra	4-dr MPV 96-99	Railing	757	891	961	861	761		Incl		784	J
Sintra	5-dr MPV 96-99	Railing	757	891	961	861	761		Incl		784	J
Tigra	3-dr Coupe 94-00	Fixpoint	751	891	960	860	760	3081	Incl			
Tigra	3-dr Coupe 94-00	Fixpoint	4304				760		Incl			
Vectra	5-dr Estate 96-02	Railing	757	891	960	860	760		Incl			
Vectra	5-dr Hatchback 89-95, 96-01	Normal	754	891	961	861	761	1003	544			
Vectra	4-dr Sedan 89-95, 96-01	Normal	754	891	961	861	761	1003	544			
Vectra	4-dr Sedan 02-08	Fixpoint	753	891	961	861	761	3006	Incl			
Vectra	4-dr Sedan 02-08	Normal	754	892	962	862	762	1285	544	D		
Vectra	5-dr Estate 03-08	Flush R.	4900		961	861	761	4912	J	J		
Vectra	5-dr Estate 03-08	Flush R.	753	891	961	861	761	4010	Incl			
Vectra	5-dr Estate 03-08	Fixpoint	753	891	961	861	761	3006	Incl			
Vectra GTS	5-dr Hatchback 02-08	Fixpoint	753	891	961	861	761	3006	Incl			
Vectra GTS	5-dr Hatchback 02-08	Normal	754	892	962	862	762	1285	544	D		
Vita	5-dr Hatchback 93-00, 01-03	Fixpoint	751	891	960	860	760	3081	Incl			
Vita	5-dr Hatchback 93-00, 01-03	Fixpoint	4304				760		Incl			
Vita	3-dr Hatchback 93-00, 01-03, 04-06	Fixpoint	751	891	960	860	760	3081	Incl			
Vita	3-dr Hatchback 93-00, 01-03, 04-06	Fixpoint	4304				760		Incl			
Vita	5-dr Hatchback 04-06	Fixpoint	751	891	960	860	760	3081	Incl			
Vita	5-dr Hatchback 04-06	Fixpoint	4304				760		Incl			
Vivaro	2-dr Single Cab 01-06, 07->	Fixpoint	753	893	963	863	763	3047	Incl			
Vivaro	4-dr Van 01-06, 07->	Fixpoint	753	893	963	863	763	3046	Incl			
Vivaro (High roof)	4-dr Van 01-06, 07->	Fixpoint	753	892	962	862	762	3046	Incl			
Vivaro	5-dr Van 01-06, 07->	Fixpoint	753	893	963	863	763	3046	Incl			
Vivaro (High roof)	5-dr Van 01-06, 07->	Fixpoint	753	892	962	862	762	3046	Incl			
Zafira	5-dr MPV 98-02, 03-04	Fixpoint	751	891	960	860	760	3081	Incl			









OPEL		 Roof type	 Foot + SRA	 Slide Bar	 Wing Bar	 Aero Bar	 Square Bar					
Zafira	5-dr MPV 98-02, 03-04	Fixpoint	4304				761			Incl		
Zafira	5-dr MPV 98-02, 03-04	Railing	775	891	961	861	761			Incl		
Zafira	5-dr MPV 98-02, 03-04	Railing	757	891	961	861	761			Incl	784	J
Zafira	5-dr MPV 05->	Fixpoint	753	891	961	861	761	3025		Incl		
Zafira	5-dr MPV 05-06	Flush R.	753	891	961	861	761	4010		Incl		
Zafira	5-dr MPV 05-06	Flush R.	4900		961	861	761	4912	J	J		
Zafira	5-dr MPV 07->10	Flush R.	4903		961	861	761	4919	J	J		
Zafira	5-dr MPV 07->10	Flush R.	753	891	961	861	761	4011		Incl		
Zafira	5-dr MPV 11-	Flush R.	753							Incl		

PERODUA

Alza	5-dr MPV 09->	Normal	754	892	969	869	769	1609	544	C		
Kelisa	5-dr Hatchback 01->	Normal	754	891	961	861	761	1162	544	C		
MyVi	5-dr Hatchback 06-> (ASIA)	Normal	754	892	962	862	762	1141	544	D		

PEUGEOT

106	3-dr Hatchback 91-04	Normal	754	891	960	860	760	1046	544	C		
106	5-dr Hatchback 92-04	Normal	754	891	960	860	760	1046	544	C		
107	5-dr Hatchback 05->	Normal	754	891	961	861	761	1444	544	C		
206	5-dr Hatchback 98-08	Normal	754	891	961	861	761	1586	544			
206	3-dr Hatchback 98-08	Normal	754	891	961	861	761	1586	544			
207	3-dr Hatchback 06->	Fixpoint	753	891	961	861	761	3017		Incl		
207	5-dr Hatchback 06->	Fixpoint	753	891	961	861	761	3017		Incl		
305	5-dr Estate 78-87	Gutter	951				761		527			
305	4-dr Sedan 78-87	Gutter	951				761		527			
306	3-dr Hatchback 93-00	Normal	754	891	961	861	761	1017	544			
306	5-dr Hatchback 93-00	Normal	754	891	961	861	761	1017	544			
306	4-dr Sedan 95-00	Normal	754	891	961	861	761	1073	544			
306	5-dr Estate 97-01	Railing	757	891	960	860	760			Incl		
307	3-dr Hatchback 01-04, 05->	Fixpoint	753	891	961	861	761	3013		Incl		
307	5-dr Hatchback 01-04, 05->	Fixpoint	753	891	961	861	761	3013		Incl		
308	3-dr Hatchback 07->	Fixpoint	753	891	961	861	761	3017		Incl		
308	5-dr Hatchback 07->	Fixpoint	753	891	961	861	761	3017		Incl		
309	3-dr Hatchback 86-93	Gutter	951				761		527			
309	5-dr Hatchback 86-93	Gutter	951				761		527			
405	5-dr Estate 89-97	Railing	757	891	960	860	760			Incl		
406	4-dr Sedan 96-04	Normal	754	891	961	861	761	1299	544	C		
406	5-dr Estate 97-04	Railing	757	891	960	860	760			Incl		
407	4-dr Sedan 04->	Fixpoint	753	891	961	861	761	3017		Incl		
504	5-dr Estate	Gutter	951				761		527			
504	4-dr Sedan	Gutter	951				761		527			
505	4-dr Sedan 80-94	Gutter	951				761		527			
508	4-dr Sedan 11->	Normal	754	892	969	869	769	1644	544			
508	5-dr Estate 11->	Flush R.	753	891	961	861	761	4018		Incl		
604	4-dr Sedan 77-87	Gutter	951				762		527			
607	4-dr Sedan 00->	Fixpoint	753	891	960	860	760	3011		Incl		
806	5-dr MPV 94-01	T-Profile	753	892	969	869	769	3035		Incl		
807	5-dr MPV 02-10	T-Profile	753	892	969	869	769	3035		Incl		
807	5-dr MPV 02-10	Normal	754	893	963	863	763	1313	544	D		
1007	3-dr Hatchback 05->	Normal	754	892	962	862	762	1428	544	D		
1007	5-dr Hatchback 05->	Railing	757	892	969	869	769			Incl	785	J
3008	5-dr SUV 09->	Fixpoint	753	892	962	862	762	3017		Incl		
4007	5-dr SUV 07->	Railing	757	892	969	869	769			Incl	785	J
5008	5-dr MPV 09->	Fixpoint	753	892	962	862	762	3017		Incl		
5008	5-dr MPV 09->	Flush R.	753	892	969	869	769	3104		Incl		
206 SW	5-dr Estate 02->	Railing	757	891	960	860	760			Incl	784	J
206 SW	5-dr Estate 02-08 (S. AMERICA)	Railing	757	891	961	861	761			Incl	784	J

PEUGEOT		 Rooftype	 Foot + SRA	 SlideBar	 WingBar	 AeroBar	 SquareBar					
206+	5-dr Hatchback 09->	Normal	754	891	961	861	761	1586	544			
206+	3-dr Hatchback 09->	Normal	754	891	961	861	761	1586	544			
207 SW	5-dr Estate 07->	Railing	757	891	961	861	761		Incl			
307 SW	5-dr Estate 02-04, 05->	Railing	757	891	961	861	761		Incl		784	J
308 SW	5-dr Estate 08->	Railing	757	891	961	861	761		Incl		784	J
407 SW	5-dr Estate 04->	Railing	757	891	961	861	761		Incl		784	J
Bipper	3-dr Van 08->	Fixpoint	751	892	969	869	769	3070	Incl			
Bipper	3-dr Van 08->	Railing	775	892	962	862	762		Incl			
Bipper	4-dr Van 08->	Fixpoint	751	892	969	869	769	3070	Incl			
Bipper	4-dr Van 08->	Railing	775	892	962	862	762		Incl			
Bipper	5-dr Van 08->	Fixpoint	751	892	969	869	769	3070	Incl			
Bipper	5-dr Van 08->	Railing	775	892	962	862	762		Incl			
Boxer	4-dr Bus 06->	Fixpoint	751	893	963	863	763	3031	Incl			
Boxer	4-dr Double Cab 06->	Normal	754					1439	544	D		
Boxer	2-dr Single Cab 06->	Normal	754					1439	544	A		
Expert	3-dr Van 95-03, 04-06	Fixpoint	753	892	969	869	769	3023	Incl			
Expert	4-dr Van 95-03, 04-06	Fixpoint	753	892	969	869	769	3023	Incl			
Expert	4-dr Van 07->	Fixpoint	753	892	962	862	762	3051	Incl			
Expert	5-dr Van 95-03, 04-06	Fixpoint	753	892	969	869	769	3023	Incl			
Expert	5-dr Van 07->	Fixpoint	753	892	962	862	762	3051	Incl			
J5 Van	84-93	Gutter	952				765		527			
J9		Gutter	420				766		Incl			
Partner	97-02, 03-07	Normal	754	891	961	861	761	1184	544	C		
Partner	97-> (BRAZIL)	Normal	754	891	961	861	761	1184	544			
Partner	4-dr Van 08->	Fixpoint	751	892	969	869	769	3072	Incl			
Partner	5-dr Van 08->	Fixpoint	751	892	969	869	769	3072	Incl			
Partner	4-dr Van 10-> (S. AMERICA)	Railing	757	891	960	860	760		Incl			
Partner Air	5-dr MPV 01-07	Railing	757	891	960	860	760		Incl			
Partner Tepee	5-dr MPV 09->	Railing	775	892	962	862	762		Incl			
Ranch	3-dr Van 97-02, 03-07	Normal	754	891	961	861	761	1184	544	C		
Tepee	4-dr Van 08->	Railing	757	892	962	862	762		Incl			

PLYMOUTH

Caravelle	85-88	Gutter	951				763		527			
Grand Voyager	5-dr MPV 96-00	T-Profile	753	891	961	861	761	3057	Incl			
Horizon	5-dr Hatchback 78-90	Gutter	951				762		527			
Neon	4-dr Sedan 00-01	Normal	754	891	960	860	760	1192	544			
Turismo	83-87	Gutter	951				762		527			
Voyager	5-dr MPV (USA)	Gutter	951				765		527			
Voyager	5-dr MPV 96-00 (USA)	T-Profile	753	891	961	861	761	3057	Incl			
Voyager/Grand Voyager	5-dr MPV 06-07	Fixpoint	753	892	969	869	769	3040	Incl			
Voyager/Grand Voyager	5-dr MPV 95-00, 01-05	Fixpoint	753	891	961	861	761	3057	Incl			












PONTIAC

Bonneville	77-86	Gutter	951				763		527			
G3	4-dr Sedan 06-> (S. AMERICA)	Normal	754	891	961	861	761	1420	544			
Grand Prix	79-87	Gutter	951				763		527			
Sunbird	76-94	Gutter	951				762		527			
Trans Sport	4-dr MPV 98->	Railing	757	891	961	861	761		Incl		784	J
Trans Sport	5-dr MPV 98->	Railing	757	891	961	861	761		Incl		784	J
Vibe	5-dr Hatchback 09->	Normal	754	892	969	869	769	1512	544	C		

PORSCHE

900-Series	2-dr Coupe 00->	Fixpoint	753	891	961	861	761	3100	Incl			
911 Carrera	2-dr Coupe 84-89	Gutter	951				761		527			
Cayenne	5-dr SUV 02-09	Railing	757	891	961	861	761		Incl		784	J
Cayenne	5-dr SUV 02-09	T-Profile	753	891	960	860	760	3036	Incl			

PORSCHE

		 Roof type	 Foot + SRA	 Slide Bar	 Wing Bar	 Aero Bar	 Square Bar					
Cayenne	5-dr SUV 10->	Railing	775	892	962	862	762		Incl			
Cayenne	5-dr SUV 10->	Normal	754	893	963	863	763	1632	544	C		
Panamera	5-dr Hatchback 09->	Fixpoint	753	891	961	861	761	3098	Incl			

PREMIER

1,38 D	4-dr	Gutter	951				762		527			
118 NE	4-dr	Gutter	951				762		527			

PROTON









Exora	5-dr MPV 09->	Normal	754	892	969	869	769	1483	544	C		
Perdana	4-dr Sedan 93->	Normal	754	891	961	861	761	1049	544			
Wira	5-dr Hatchback 93-05	Normal	754	891	961	861	761	1049	544			
Wira	4-dr Sedan 93-05	Normal	754	891	961	861	761	1049	544			
Wira	4-dr Sedan 96-07	Fixpoint	751	891	960	860	760	3081	Incl			

PUCH

G	97->	Gutter	952				765		527			
---	------	--------	-----	--	--	--	-----	--	-----	--	--	--












RENAULT

5	3-dr Hatchback 73-85	Gutter	951				761		527			
9	82-89	Gutter	951				761		527			
11	82-89	Gutter	951				761		527			
18	5-dr Estate 79-86	Gutter	951				761		527			
25	4-dr Sedan 84-92	Gutter	951				761		527			
Clio	3-dr Hatchback 98-00, 01-03, 04-05	Normal	754	891	961	861	761	1119	544	C		
Clio	3-dr Hatchback 91-97	Normal	754+ 774	891	960	860	760	1013	596	C		
Clio	5-dr Hatchback 98-00, 01-03, 04-05	Normal	754	891	960	860	760	1119	544	C		
Clio	5-dr Hatchback 91-97	Normal	754	891	960	860	760	1013	544	C		
Clio	4-dr Sedan 98-00, 01-05	Normal	754	891	960	860	760	1119	544	C		
Clio	3-dr Hatchback 99-> (BRAZIL)	Normal	754	891	960	860	760	1119	544			
Clio	5-dr Hatchback 99-> (BRAZIL)	Normal	754	891	960	860	760	1119	544			
Clio III	3-dr Hatchback 05->	Fixpoint	751	891	960	860	760	3091	Incl			
Clio III	5-dr Hatchback 05->	Fixpoint	751	891	960	860	760	3091	Incl			
Clio III	5-dr Estate 07->	Railing	757	891	961	861	761		Incl		784	J
Espace	5-dr MPV 98-02	Normal	754	892	962	862	762	1104	544			
Espace	5-dr MPV 03->	T-Profile	753	892	969	869	769	3062	Incl			
Fluence	4-dr Sedan 09->	Normal	754	892	969	869	769	1593	544	E		
Fuego	3-dr Coupe 80-86	Gutter	951				761		527			
Grand Modus	5-dr Hatchback 07->	Fixpoint	751	891	961	861	761	3091	Incl			
Grand Scénic	5-dr MPV 08-> (BRAZIL)	Fixpoint	753	891	961	861	761	3078	Incl			
Grand Scénic	5-dr MPV 09->	Normal	754	892	962	862	762	1543	544	B		
Grand Scénic II	5-dr MPV 03-08	Fixpoint	753	891	961	861	761	3078	Incl			
Grand Scénic III	5-dr MPV 09->	Normal	754	892	962	862	762	1543	544	B		
Kangoo	5-dr Van 00-> (S. AMERICA)	Fixpoint	753	891	960	860	760	3021	Incl	H		
Kangoo	4-dr Van 00-> (S. AMERICA)	Railing	757	891	960	860	760		Incl			
Kangoo	5-dr Van 03->	Railing	757	891	960	860	760		Incl	H		
Kangoo	5-dr Van 98-02, 03-07	Fixpoint	753	891	960	860	760	3021	Incl	H		
Kangoo	5-dr Van 08->	Fixpoint	753	891	961	861	761	3021	Incl	H		
Kangoo	5-dr Van 08->	Railing	775	891	961	861	761		Incl			
Koleos	5-dr SUV 08->	Railing	775	892	969	869	769		Incl			
Koleos	5-dr SUV 08->	Railing	757	892	969	869	769		Incl		785	J
Laguna I	5-dr Hatchback 94-00	Normal	754	891	961	861	761	1007	544			
Laguna I	5-dr Estate 96-00	Railing	775	891	961	861	761		Incl			
Laguna I	5-dr Estate 96-00	Railing	757	891	961	861	761		Incl		784	J
Laguna II	5-dr Estate 01-04, 05-07	Railing	775	891	961	861	761		Incl			
Laguna II	5-dr Estate 01-04, 05-07	Railing	757	891	961	861	761		Incl		784	J
Laguna II	5-dr Estate 02-04, 05-07	Normal	754	891	961	861	761	1311	544	D		

RENAULT		 Rooftype	 Foot + SRA	 SlideBar	 WingBar	 AeroBar	 SquareBar					
Laguna II	5-dr Hatchback 02-04, 05-07	Normal	754	891	961	861	761	1311	544	D		
Laguna III	5-dr Estate 08->	Railing	757	891	961	861	761		Incl		784	J
Laguna III Liftback	5-dr Hatchback 07->	Normal	754	892	969	869	769	1463	544			
Latitude	4-dr Sedan 11->	Normal	754	892	969	869	769	1646	544	C		
Logan	4-dr Sedan 08-> (S. AMERICA)	Normal	754	892	969	869	769	1378	544			
Master (Mk II)	4-dr Van 98-03, 04-10	Fixpoint	753	893	963	863	763	3045	Incl			
Master (Mk II)	4-dr Van 10->	Fixpoint	753	892	962	862	762	3096	Incl			
Master (Mk II)	5-dr Van 98-03, 04-10	Fixpoint	753	893	963	863	763	3045	Incl			
Mégane	5-dr Estate 95-02	Fixpoint	751	891	960	860	760	3081	Incl			
Mégane	3-dr Hatchback 96-05 (S. AMERICA)	Normal	754+ 774	891	961	861	761	1297	596			
Mégane	5-dr Hatchback 96-02	Normal	754	891	961	861	761	1297	544	C		
Mégane	5-dr Hatchback 96-05 (S. AMERICA)	Normal	754	891	961	861	761	1297	544			
Mégane	3-dr Hatchback 97-02	Normal	754+ 774	891	961	861	761	1297	596	C		
Mégane Classic	4-dr Sedan 97-02	Normal	754	891	961	861	761	1297	544	C		
Mégane Classic	4-dr Sedan 97-02	Normal	754	891	961	861	761	1297	544	C		
Mégane Grand Tour	5-dr Estate 06-> (S. AMERICA)	Railing	757	891	961	861	761		Incl			
Mégane II	5-dr Estate 03-08	Railing	775	891	961	861	761		Incl			
Mégane II	5-dr Estate 03-08	Railing	757	891	961	861	761		Incl		784	J
Mégane II	3-dr Hatchback 03-08	Fixpoint	753	891	961	861	761	3078	Incl			
Mégane II	5-dr Hatchback 03-08	Fixpoint	753	891	961	861	761	3078	Incl			
Mégane II	4-dr Sedan 03-08	Fixpoint	753	891	961	861	761	3078	Incl			
Mégane II	4-dr Sedan 06-> (S. America)	Fixpoint	753	891	960	860	760	3078	Incl			
Mégane III	5-dr Estate 09->	Railing	757	891	961	861	761		Incl		784	J
Mégane III	5-dr Hatchback 09->	Normal	754	892	969	869	769	1593	544			
Mégane III	3-dr Coupe 09->	Normal	754	892	969	869	769	1581	544	C		
Modus	5-dr Hatchback 04->	Fixpoint	751	891	961	861	761	3091	Incl			
Sandero	5-dr Hatchback 08-> (S. AMERICA)	Normal	754	892	969	869	769	1378	544			
Sandero Stepway	5-dr Hatchback 08-> (S. AMERICA)	Railing	757	891	961	861	761		Incl			
Scénic	5-dr MPV 97-02	Fixpoint	751	891	960	860	760	3081	Incl			
Scénic	5-dr MPV 97-02	Fixpoint	4304				761		Incl			
Scénic	5-dr MPV 97-02	Normal	754	891	961	861	761	1036	544			
Scénic	5-dr MPV 97-> (S. AMERICA)	Normal	754	891	961	861	761	1036	544			
Scénic II	5-dr MPV 03-08	Fixpoint	753	891	961	861	761	3078	Incl			
Scénic III	5-dr MPV 09->	Normal	754	892	962	862	762	1543	544	B		
Scénic RX4	5-dr MPV 00-02	Normal	754	891	961	861	761	1036	544			
Super 5	3-dr Hatchback 85-90	Gutter	951				761		527			
Thalia	4-dr Sedan 01->	Normal	754	891	960	860	760	1119	544	C		
Trafic	5-dr Van 81-00	Gutter	952				765		527			
Trafic	2-dr Single Cab 01-06	Fixpoint	753	893	963	863	763	3047	Incl			
Trafic	4-dr Van 01-06	Fixpoint	753	893	963	863	763	3046	Incl			
Trafic (High roof)	4-dr Van 01-06, 07->	Fixpoint	753	892	962	862	762	3046	Incl			
Trafic	4-dr Van 07->	Fixpoint	753	893	963	863	763	3046	Incl			
Trafic	5-dr Van 01-06, 07->	Fixpoint	753	893	963	863	763	3046	Incl			
Trafic (High roof)	5-dr Van 01-06, 07->	Fixpoint	753	892	962	862	762	3046	Incl			
Twingo (Mk II)	3-dr Hatchback 07->	Normal	754	891	961	861	761	1467	544	C		
Vel Satis	4-dr Sedan 02->	Fixpoint	753	891	961	861	761	3065	Incl			

ROVER

25	3-dr Hatchback 00-03, 04-05	Normal	754	891	961	861	761	1044	544			
25	5-dr Hatchback 00-03, 04-05	Normal	754	891	961	861	761	1044	544			
45	5-dr Hatchback 00-03, 04->	Normal	754	891	961	861	761	1045	544			
45	4-dr Sedan 00-03, 04->	Normal	754	891	961	861	761	1045	544			
75	5-dr Estate 01->	Railing	757	891	960	860	760		Incl			
75	4-dr Sedan 99-03, 04-05	Normal	754	892	962	862	762	1154	544			
100-serie	3-dr Hatchback 94-99	Gutter	951				762		527			

ROVER		 Roof type	 Foot + SRA	 SlideBar	 WingBar	 AeroBar	 SquareBar					
100-serie	5-dr Hatchback 94-99	Gutter	951				762		527			
200-Serie	3-dr Hatchback 90-95	Normal	754	891	961	861	761	1061	544			
200-Serie	5-dr Hatchback 90-95	Normal	754	891	961	861	761	1061	544			
200-Serie	4-dr Sedan 90-95	Normal	754	891	961	861	761	1061	544			
200-Serie	3-dr Hatchback 96-99	Normal	754	891	961	861	761	1044	544			
200-Serie	5-dr Hatchback 96-99	Normal	754	891	961	861	761	1044	544			
400-Serie	5-dr Hatchback 90-95	Normal	754	891	961	861	761	1061	544			
400-Serie	4-dr Sedan 90-95	Normal	754	891	961	861	761	1061	544			
400-Serie	5-dr Hatchback 96-99	Normal	754	891	961	861	761	1045	544			
400-Serie	4-dr Sedan 96-99	Normal	754	891	961	861	761	1045	544			
600-Serie	4-dr Sedan 93-99	Normal	754	891	961	861	761	1018	544			
Acclaim	4-dr Sedan	Gutter	951				761		527			
Allegro	5-dr Hatchback	Gutter	951				761		527			
Metro	3-dr Hatchback 90-94	Gutter	951				761		527			
Metro	5-dr Hatchback 90-94	Gutter	951				761		527			
Mini	3-dr Hatchback 91-00	Gutter	951				761		527			
Morris Marina	4-dr	Gutter	951				761		527			
Range Rover	85-94	Gutter	951				763		527			
Streetwise	3-dr Hatchback 04->	Railing	757	891	960	860	760		Incl	E		
Streetwise	5-dr Hatchback 04->	Railing	757	891	960	860	760		Incl	E		

SAAB

600	80-87	Gutter	951				761		527			
900	3-dr Hatchback 94-97	Normal	754	891	961	861	761	1028	544			
900	5-dr Hatchback 94-97	Normal	754	891	961	861	761	1003	544			
9000	5-dr Hatchback 85-98	Normal	754	891	961	861	761	1003	544			
9000	4-dr Sedan 85-98	Normal	754	891	961	861	761	1003	544			
9-3	3-dr Hatchback 98-03	Normal	754	891	961	861	761	1028	544			
9-3	5-dr Hatchback 98-03	Normal	754	891	961	861	761	1003	544			
9-5	5-dr Estate 99-01	Railing	775	892	969	869	769		Incl			
9-5	5-dr Estate 99-01	Railing	757	892	969	869	769		Incl			
9-5	5-dr Estate 02-04	Railing	775	892	969	869	769		Incl			
9-5	5-dr Estate 02-04	Railing	757	892	969	869	769		Incl			
9-5	5-dr Estate 05->	Normal	754	891	961	861	761	1048	544			
9-5	5-dr Estate 05->	Railing	775	892	969	869	769		Incl			
9-5	4-dr Sedan 98-04, 05-09	Normal	754	891	961	861	761	1048	544			
9-5	4-dr Sedan 10->	Normal	754	892	969	869	769	1575	544			
9-2X	5-dr Estate 04->	Normal	754	892	969	869	769	1210	544			
9-3 SportCombi	5-dr Estate 05-08	Fixpoint	753	891	961	861	761	3065	Incl			
9-3 SportCombi	5-dr Estate 05-08	Railing	757	891	961	861	761		Incl		784	J
9-3 SportCombi	5-dr Estate 09->	Railing	775	891	961	861	761		Incl			
9-3 SportSedan	4-dr Sedan 03->	Fixpoint	753	891	961	861	761	3065	Incl			
9-3X	5-dr Estate 09->	Railing	775	892	969	869	769		Incl			
9-4X	5-dr SUV 11->	Railing	757	891	961	861	761		Incl		784	J
9-4X	5-dr SUV 11->	Railing	775	891	961	861	761		Incl			
9-7X	5-dr SUV 04->	Railing	775	891	961	861	761		Incl			

SANTANA

Aro	2-dr Extended Cab 07->	Gutter	952				763		527			
Carpat	5-dr SUV 07->	Gutter	952				763		527			
PS 10	5-dr SUV 07->	Gutter	953				763		527			

SATURN

Vue	5-dr SUV 08->	Normal	754	892	962	862	762	1561	544	C		
-----	---------------	--------	-----	-----	-----	-----	-----	------	-----	---	--	--

SEAT












Alhambra	5-dr MPV 96-00	Railing	775	892	969	869	769		Incl			
Alhambra	5-dr MPV 96-00	Railing	757	892	969	869	769		Incl		785	J

SEAT													
		Rooftype	Foot + SRA	SlideBar	WingBar	AeroBar	SquareBar						
Alhambra	5-dr MPV 96-00	Normal	754	892	962	862	762	1040	544				
Alhambra	5-dr MPV 01-09	Railing	775	892	969	869	769		Incl				
Alhambra	5-dr MPV 01-09	Railing	757	892	969	869	769		Incl		785	J	
Alhambra (Mk II)	5-dr MPV 10->	Railing	775	892	962	862	762		Incl				
Altea	5-dr Hatchback 04->	Normal	754	892	969	869	769	1354	544	D			
Altea Freetrack	5-dr Hatchback 07->	Flush R.	4901		961	861	761	4914	Incl	D/J			
Altea Freetrack	5-dr Hatchback 07->	Flush R.	753	891	961	861	761	4015	Incl				
Altea Freetrack	5-dr MPV 07->	Flush R.	753	891	961	861	761	4015	Incl				
Altea XL	5-dr Estate 06->	Flush R.	4901		961	861	761	4914	Incl	D/J			
Altea XL	5-dr Estate 06->	Flush R.	753	891	961	861	761	4015	Incl				
Altea XL	5-dr MPV 07->	Flush R.	753	891	961	861	761	4015	Incl				
Arosa	3-dr Hatchback 98-00, 01-05	Normal	754	891	961	861	761	1052	544				
Cordoba	4-dr Sedan 03->	Normal	754	891	961	861	761	1266	544				
Exeo	5-dr Estate 09->	Railing	757	891	961	861	761		Incl		784	J	
Exeo	4-dr Sedan 09->	Normal	754	891	961	861	761	1212	544				
Fura	3-dr Hatchback 81-86	Gutter	951				761		527				
Ibiza	3-dr Hatchback 91-92	Gutter	369				760		527				
Ibiza	5-dr Hatchback 91-92	Gutter	369				760		527				
Ibiza	3-dr Hatchback 08->	Normal	754	892	969	869	769	1493	544	D			
Ibiza	5-dr Hatchback 08->	Normal	754	892	969	869	769	1493	544	D			
Ibiza (6L)	3-dr Hatchback 02-07	Normal	754	891	961	861	761	1266	544				
Ibiza (6L)	5-dr Hatchback 02-07	Normal	754	891	961	861	761	1266	544				
Ibiza ST	5-dr Estate 10->	Normal	754	892	969	869	769	1608	544				
Ibiza ST	5-dr Estate 10->	Flush R.	753	891	960	860	760	4015	Incl				
Inca	3-dr Estate 96-03	Fixpoint	753	891	960	860	760	3007	Incl				
Inca	3-dr Van 96-03	Fixpoint	753	891	960	860	760	3007	Incl				
Léon I	3-dr Hatchback 99-05	Fixpoint	753	891	960	860	760	3020	Incl				
Léon I	5-dr Hatchback 99-05	Fixpoint	753	891	960	860	760	3020	Incl				
Léon II	5-dr Hatchback 05->	Normal	754	892	969	869	769	1398	544				
Malaga	5-92	Gutter	951				761		527				
Ronda	5-dr Hatchback 82-86	Gutter	951				761		527				
Toledo	5-dr Hatchback 05->	Normal	754	891	961	861	761	1354	544	D			
Toledo II	4-dr Sedan 98-04	Fixpoint	753	891	960	860	760	3020	Incl				

SKODA

Fabia (Mk I)	5-dr Estate 00-07	Railing	757	891	960	860	760		Incl		784	J	
Fabia (Mk I)	5-dr Hatchback 00-07	Fixpoint	753	891	960	860	760	3003	Incl				
Fabia (Mk I)	4-dr Sedan 01-07	Fixpoint	753	891	960	860	760	3003	Incl				
Fabia (Mk II)	5-dr Hatchback 07->	Normal	754	892	969	869	769	1599	544				
Fabia (Mk II)	5-dr Estate 08->	Railing	757	891	961	861	761		Incl		784	J	
Fabia (Mk II)	5-dr Estate 08->	Normal	754	892	969	869	769	1642	544	C			
Fabia Scout	5-dr Estate 09->	Railing	757	891	961	861	761		Incl		784	J	
Favorit	5-dr Hatchback 90-94	Normal	754	891	961	861	761	1055	544				
Favorit	5-dr Estate 93-94	Railing	757	891	960	860	760		Incl				
Felicia	5-dr Hatchback 95-01	Normal	754	891	961	861	761	1055	544				
Felicia	5-dr Estate 96-01	Railing	757	891	960	860	760		Incl				
Felicia	5-dr Estate 96-01	Normal	754	891	961	861	761	1055	544				
Felicia	2-dr Single Cab 97-01	Normal	754	891	961	861	761	1055	544	L			
Forman	90-94	Normal	754	891	961	861	761	1055	544				
Forman	5-dr Estate 94->	Railing	757	891	961	861	761		Incl		784	J	
Octavia I	5-dr Estate 98-00, 01-04	Railing	757	891	960	860	760		Incl		784	J	
Octavia I	4-dr Sedan 97-99, 00-04	Fixpoint	753	891	960	860	760	3003	Incl				
Octavia II	5-dr Estate 04->	Railing	757	891	961	861	761		Incl		784	J	
Octavia II	5-dr Hatchback 04->	Normal	754	892	969	869	769	1594	544				
Octavia II	4-dr Sedan 04->	Normal	754	892	969	869	769	1594	544				
Octavia Scout	5-dr Estate 07->	Railing	775	891	961	861	761		Incl				
Octavia Scout	5-dr Estate 07->	Railing	757	891	961	861	761		Incl		784	J	

SKODA

		 Roof type	 Foot + SRA	 Slide Bar	 Wing Bar	 Aero Bar	 Square Bar					
Praktik	5-dr Estate 07->	Railing	775	891	961	861	761			Incl		
Praktik	5-dr Estate 07->	Railing	757	891	961	861	761			Incl	784	J
Roomster	5-dr Estate 06->	Railing	757	891	961	861	761			Incl	784	J
Roomster	5-dr MPV 06->	Railing	775	891	961	861	761			Incl		
Roomster Scout	5-dr MPV 09->	Railing	775	892	969	869	769			Incl		
Superb	4-dr Sedan 02-04, 05-07	Normal	754	891	961	861	761	1257	544			
Superb	4-dr Sedan 08->	Normal	754	892	969	869	769	1495	544	B		
Superb	5-dr Estate 09->	Railing	757	891	961	861	761			Incl	784	J
Yeti	5-dr SUV 09->	Railing	775	892	969	869	769			Incl		

SMART









Forfour	5-dr Hatchback 04->	Normal	754	891	961	861	761	1347	544	C		
---------	---------------------	--------	-----	-----	-----	-----	-----	------	-----	---	--	--

SSANGYONG

Actyon	5-dr SUV 05->	Normal	754	892	962	862	762	1448	544	D		
Actyon	4-dr Double Cab 06->	Normal	754	892	962	862	762	1448	544	D		
Actyon Sports	5-dr SUV 06-> (S. AMERICA)	Normal	754	892	962	862	762	1448	544			
Family R/RS	5-dr SUV	Gutter	952				763		527			
Korando	3-dr SUV 97-05	Railing	757	891	961	861	761			Incl	784	J
Korando	3-dr SUV 97-05	Normal	754+ 774	893	963	863	763	1349	596	C		
Korando	5-dr SUV 11->	Railing	775	892	969	869	769			Incl		
Korando	5-dr SUV 11->	Railing	757	891	961	861	761			Incl	784	J
Kyron	5-dr SUV 05->	Railing	775	892	969	869	769			Incl		
Kyron	5-dr SUV 05->	Railing	757	892	969	869	769			Incl	785	J
Musso	5-dr SUV 93-05	Normal	754	892	962	862	762	1203	544	C		
Musso	5-dr SUV 96-05	Railing	757	892	962	862	762			Incl		
Rexton	5-dr SUV 01-06	Railing	757	891	961	861	761			Incl	784	J
Rexton II	5-dr SUV 07->	Railing	757	891	961	861	761			Incl	784	J
Rexton II	5-dr SUV 07->	Railing	775	891	961	861	761			Incl		
Rodius	5-dr SUV 04->	Railing	775	891	961	861	761			Incl		
Rodius	5-dr SUV 04->	Railing	757	891	961	861	761			Incl	784	J

SUBARU











Exiga	5-dr MPV 08->	Normal	754	892	969	869	769	1545	544	C		
Forester	5-dr SUV 97-02	Flush R.	4900		961	861	761	4913	J	J		
Forester	5-dr SUV 03-07	Flush R.	4900		961	861	761	4910	J	J		
Forester	5-dr SUV 03-07	Flush R.	753	891	960	860	760	4005	Incl	C		
Forester	5-dr SUV 08->	Fixpoint	753	892	969	869	769	3079	Incl			
Forester	5-dr SUV 08->	Railing	775	891	961	861	761			Incl		
Forester	5-dr SUV 08->	Railing	757	891	961	861	761			Incl	784	J
Impreza	4-dr Sedan 93-00	Normal	754	891	961	861	761	1122	544	E		
Impreza	5-dr Estate 93-00, 01-04	Railing	757	891	960	860	760			Incl	784	J
Impreza	5-dr Estate 01-07	Normal	754	892	969	869	769	1210	544			
Impreza	4-dr Sedan 01-02, 03-05, 06-07	Normal	754	892	969	869	769	1210	544			
Impreza	5-dr Estate 05-10	Railing	757	891	960	860	760			Incl	784	J
Impreza (Mk.III.)	5-dr Hatchback 07->	Fixpoint	753	891	961	861	761	3068	Incl			
Impreza (Mk.III.)	4-dr Sedan 07->	Fixpoint	753	891	961	861	761	3068	Incl			
Impreza XV	5-dr Hatchback 10->	Railing	757	891	961	861	761			Incl		
Impreza XV	5-dr Hatchback 10->	Railing	775	891	961	861	761			Incl		
Justy	3-dr Hatchback 85-95	Gutter	951				761		527			
Justy	5-dr Hatchback 85-95	Gutter	951				761		527			
Justy	5-dr MPV 03-07	Railing	757	891	961	861	761			Incl	C	784 J
Justy	5-dr MPV 03-07	Normal	754	892	969	869	769	1355	544	C		
Legacy	5-dr Estate 89-93	Railing	757	891	960	860	760			Incl		
Legacy (II)	4-dr Sedan 94-98	Normal	754	891	961	861	761	1062	544			
Legacy (II)	5-dr Estate 94-02	Railing	757	891	960	860	760			Incl		
Legacy (II)	5-dr Estate 94-02	Normal	754	891	961	861	761	1058	544			
Legacy (III)	5-dr Estate 98-03 (JPN)	Flush R.	4900		960	860	760	4916	Incl	D/J		

SUBARU		 Rooftype	 Foot + SRA	 SlideBar	 WingBar	 AeroBar	 SquareBar					
Legacy (III)	5-dr Estate 98-03 (JPN)	Railing	757	891	961	861	761		Incl		784	J
Legacy (III)	4-dr Sedan 99-03	Normal	754	892	962	862	762	1060	544	E		
Legacy (IV)	5-dr Estate 03-09	Fixpoint	753	891	960	860	760	3018	Incl	H		
Legacy (IV)	4-dr Sedan 04-09	Normal	754	892	969	869	769	1340	544	C		
Legacy (V)	4-dr Sedan 09->	Normal	754	892	962	862	762	1574	544	C		
Legacy (V)	5-dr Estate 09->	Fixpoint	753	891	961	861	761	3082	Incl			
Liberty	4-dr Sedan 99-03	Normal	754	892	962	862	762	1060	544	E		
Liberty	4-dr Sedan 09->	Normal	754	892	962	862	762	1574	544	C		
Outback	5-dr Estate 97-02	Railing	757	891	960	860	760		Incl			
Outback	5-dr Estate 03-07	Flush R.	4900		960	860	760	4911	J	J		
Outback	5-dr Estate 03-07	Flush R.	753	891	960	860	760	4008	Incl	C		
Outback	5-dr Estate 08-09	Flush R.	4900		960	860	760	4911	J	J		
Outback	5-dr Estate 08-09	Flush R.	753	891	960	860	760	4008	Incl	C		
Outback	5-dr Estate 10->	Flush R.	4900		969	869	769	4911	J	J		
Outback	5-dr Estate 10->	Flush R.	753	892	969	869	769	4008	Incl	C		
Superstation	5-dr Estate	Gutter	952				762		527			
Trezia	5-dr Hatchback 11->	Normal	754	892	969	869	769	1648	544	C		
Tribeca	5-dr SUV 06-07	Normal	754	893	963	863	763	1431	544			
Tribeca	5-dr SUV 08->	Railing	775	892	962	862	762		Incl			
Tribeca	5-dr SUV 08->	Railing	757	892	962	862	762		Incl			
Turismo	77-85	Gutter	951				761		527			

SUZUKI

Aerio	5-dr Estate 01-03, 04-07	Normal	754	891	961	861	761	1235	544	C		
Aerio	4-dr Sedan 02-03, 04-07	Normal	754	891	961	861	761	1235	544	C		
Alto	3-dr Hatchback 94-01 (EUR)	Normal	754+ 774	891	961	861	761	1168	596	C		
Alto	5-dr Hatchback 94-98 (JPN)	Normal	754	891	961	861	761	1168	544	C		
Alto	3-dr Hatchback 99-04 (JPN)	Normal	754+ 774	891	960	860	760	1168	596	C		
Alto	5-dr Hatchback 99-08 (JPN)	Normal	754	891	960	860	760	1168	544	C		
Alto	5-dr Hatchback 94-01, 02-06 (EUR)	Normal	754	891	960	860	760	1168	544	C		
Alto	5-dr Hatchback 09->	Normal	754	891	961	861	761	1525	544			
Alto Works	3-dr Hatchback 99-04 (JPN)	Normal	754+ 774	891	960	860	760	1168	596	C		
Alto Works	5-dr Hatchback 99-04 (JPN)	Normal	754	891	960	860	760	1168	544	C		
Baleno	5-dr Estate 96-02	Railing	757	891	960	860	760		Incl			
Carry	00-05	Gutter	951				761		527			
Escudo	5-dr SUV 98-05	Railing	757	891	961	861	761		Incl		784	J
Escudo	5-dr SUV 05->	Normal	754	892	962	862	762	1402	544	B		
Esteem	5-dr Estate 98->	Railing	757	891	960	860	760		Incl			
Every	79-05	Gutter	420				761		Incl			
Every	5-dr MPV 05-> (JPN)	Gutter	951				769		527	B		
Forenza	5-dr Estate 04->	Railing	775	891	960	860	760		Incl			
Forenza	5-dr Estate 04->	Railing	757	891	960	860	760		Incl			
Grand Vitara	3-dr SUV 98-04	Railing	775	891	961	861	761		Incl			
Grand Vitara	3-dr SUV 98-04	Railing	757	891	961	861	761		Incl		784	J
Grand Vitara	5-dr SUV 98-04	Railing	775	891	961	861	761		Incl			
Grand Vitara	5-dr SUV 98-04	Railing	757	891	961	861	761		Incl		784	J
Grand Vitara	5-dr SUV 98-04	Normal	754	892	962	862	762	1181	544			
Grand Vitara	3-dr SUV 05->	Fixpoint	753	891	961	861	761	3024	Incl			
Grand Vitara	5-dr SUV 05->	Fixpoint	753	891	961	861	761	3024	Incl			
Grand Vitara	5-dr SUV 05->	Normal	754	892	962	862	762	1402	544	B		
Ignis	3-dr Hatchback 00-04	Normal	754+ 774	891	961	861	761	1166	596	C		
Ignis	5-dr Hatchback 01-05	Railing	757	891	961	861	761		Incl			
Ignis	5-dr Hatchback 01-05	Normal	754	891	961	861	761	1166	544	C		
Ignis	5-dr SUV 04-07	Railing	757	891	961	861	761		Incl		784	J
Jimny	3-dr SUV 98-03, 04->	Railing	757	891	961	861	761		Incl		784	J
Jimny Sierra	3-dr SUV 98-03, 04->	Railing	757	891	961	861	761		Incl		784	J

SUZUKI

		 Roof type	 Foot + SRA	 SlideBar	 WingBar	 AeroBar	 SquareBar					
Kei	5-dr MPV 98->	Railing	757	891	960	860	760		Incl			
Kei	3-dr MPV 99-00	Normal	754+ 774	891	961	861	761	1166	596	C		
Kei	5-dr MPV 99-00	Normal	754	891	961	861	761	1166	544	C		
Kizashi	4-dr Sedan 10->	Fixpoint	753	891	961	861	761	3094	Incl			
Landy	5-dr MPV 07->	Normal	754	892	962	862	762	1390	544	C		
Liana	5-dr Hatchback 01-03, 04-07	Normal	754	891	961	861	761	1235	544	C		
Liana	4-dr Sedan 02-03, 04-07	Normal	754	891	961	861	761	1235	544	C		
Samurai	5-dr SUV 82-98	Gutter	951				761		527			
SJ 410	3-dr SUV 82-92	Railing	757	891	961	861	761		Incl		784	J
Splash	5-dr Hatchback 08->	Normal	754	891	961	861	761	141499	544	B		
Super Carry	5-dr Van 86-98	Gutter	952				765		527			
Swift	5-dr Hatchback 05-09	Normal	754	891	961	861	761	1622	544	C		
Swift	5-dr Hatchback 10->	Fixpoint	753	891	960	860	760	3095	Incl			
Swift SE-Z	3-dr Estate 99->	Normal	754+ 774	891	961	861	761	1166	596	C		
Swift SE-Z	5-dr Hatchback 99-04	Normal	754	891	961	861	761	1166	544	C		
Swift SE-Z	3-dr Hatchback 00-04	Normal	754+ 774	891	961	861	761	1166	596	C		
SX4	5-dr Hatchback 06->	Fixpoint	753	891	960	860	760	3092	Incl	B		
SX4	5-dr MPV 06->	Railing	775	892	969	869	769		Incl			
SX4	5-dr MPV 06->	Railing	757	891	961	861	761		Incl			
Wagon R	3-dr MPV 99-03	Normal	754	891	961	861	761	1167	544	C		
Wagon R	5-dr MPV 99-03	Railing	757	891	960	860	760		Incl			
Wagon R	5-dr MPV 99-03	Normal	754	891	961	861	761	1167	544	C		
Wagon R	5-dr MPV 04-07	Normal	754	891	961	861	761	1343	544	A		
Wagon R	5-dr MPV 08->	Normal	754	891	961	861	761	1573	544	C		
Wagon R+	5-dr MPV 97-05	Railing	757	891	961	861	761		Incl		784	J
Wagon R+	5-dr MPV 99-03, 04-05	Normal	754	891	961	861	761	1167	544	C		
Vitara	5-dr SUV 98-05	Railing	757	891	961	861	761		Incl		784	J
XL-7	5-dr SUV 01-02, 03-10	Railing	757	891	961	861	761		Incl		784	J

TALBOT

1100	67-85	Gutter	951				761		527			
1507 Solara	80-86	Gutter	951				761		527			
1508 Solara	80-86	Gutter	951				761		527			
Horizon	3-dr Hatchback 78-86	Gutter	951				761		527			
Samba	3-dr Hatchback 82-86	Gutter	951				761		527			

TATA

Indigo	5-dr SUV 04->	Railing	757	891	960	860	760		Incl			
Xenon	4-dr Double Cab 09->	Railing	775	891	960	860	760		Incl			

TAVRIA

Tavria/XL	4-dr Sedan	Gutter	951				761		527			
-----------	------------	--------	-----	--	--	--	-----	--	-----	--	--	--












THINK

City	3-dr Hatchback 08->	Normal	754	891	961	861	761	1479	544	B		
------	---------------------	--------	-----	-----	-----	-----	-----	------	-----	---	--	--












TOYOTA

4 Runner	3-dr SUV 90-95	Normal	754+ 774	891	961	861	761	1085	596			
4 Runner	5-dr SUV 90-95	Railing	757	891	960	860	760		Incl			
4 Runner	5-dr SUV 90-95	Normal	754	891	961	861	761	1085	544			
4 Runner	5-dr SUV 96-03	Normal	754	891	961	861	761	1064	544			
Allex	5-dr Hatchback 01-04, 05->	Normal	754	891	961	861	761	1205	544	D		
Allion	4-dr Sedan 01-07	Normal	754	891	961	861	761	1290	544	C		
Alphard	5-dr MPV 02-08	Normal	754	892	962	862	762	1267	544	D		
Alphard	5-dr MPV 08->	Normal	754	893	963	863	763	1491	544	C		
Altezza	5-dr Estate 98-04	Normal	754	891	961	861	761	1230	544	D		
Altezza	4-dr Sedan 99-05	Normal	754	891	961	861	761	1152	544			









TOYOTA

		 Rooftype	 Foot + SRA	 SlideBar	 WingBar	 AeroBar	 SquareBar					
Aurion	4-dr Sedan 06-> (AU)	Normal	754	892	969	869	769	1438	544			
Auris	5-dr Hatchback 06->	Normal	754	892	969	869	769	1440	544	B		
Auris	3-dr Hatchback 06->	Normal	754+ 774	892	969	869	769	1473	596	B		
Avanza	5-dr MPV 04->	Normal	754	891	961	861	761	1371	544	C		
Avensis	4-dr Sedan 98-00	Normal	754	891	961	861	761	1077	544			
Avensis	5-dr Hatchback 98-00, 01-02	Normal	754	891	961	861	761	1077	544			
Avensis	4-dr Sedan 01-02	Normal	754	891	961	861	761	1077	544			
Avensis	5-dr Estate 98-00, 01-02, 03-08	Railing	775	891	961	861	761		Incl			
Avensis	5-dr Hatchback 03->	Normal	754	891	961	861	761	1405	544	D		
Avensis	4-dr Sedan 03-08	Normal	754	891	961	861	761	1405	544	D		
Avensis	5-dr Estate 09->	Fixpoint	753	891	961	861	761	3073	Incl			
Avensis	4-dr Sedan 09->	Normal	754	892	969	869	769	1502	544	B		
Avensis Verso	5-dr MPV 01-06	Railing	775	891	960	860	760		Incl			
Avensis Verso	5-dr MPV 01-06	Normal	754	892	962	862	762	1231	544	D		
Aygo	5-dr Hatchback 05->	Normal	754	891	961	861	761	1498	544	C		
bB	4-dr Sedan 00-05	Normal	754	892	962	862	762	1172	544	D		
bB	5-dr MPV 06->	Normal	754	892	962	862	762	1394	544	A		
Belta Mk.II	4-dr Sedan 05-> (JPN)	Normal	754	891	961	861	761	1427	544	C		
Caldina	5-dr Estate 96-01, 02-07	Railing	757	892	962	862	762		Incl			
Camry	4-dr Sedan 83-86	Gutter	951				761		527			
Camry	5-dr Hatchback 83-86	Gutter	951				761		527			
Camry	4-dr Sedan 92-96	Normal	754	891	961	861	761	1224	544			
Camry	5-dr Estate 92-96	Railing	757	891	961	861	761		Incl		784	J
Camry	4-dr Sedan 97-01	Normal	754	891	961	861	761	1029	544			
Camry	4-dr Sedan 02-06	Normal	754	892	962	862	762	1261	544			
Camry	4-dr Sedan 07->	Normal	754	892	969	869	769	1438	544			
Carib	5-dr Estate 07->	Railing	757	891	960	860	760		Incl			
Carina	82-87	Gutter	951				761		527			
Carina	4-dr Sedan 96-00 (ASIA)	Normal	754	891	961	861	761	1140	544	D		
Carina E	5-dr Estate 92-97	Gutter	369				760		527			
Carina E	5-dr Hatchback 92-97	Gutter	369				760		527			
Carina E	4-dr Sedan 92-97	Gutter	369				760		527			
Carina E	5-dr Estate 93-97	Railing	775	891	960	860	760		Incl			
Carina E	5-dr Estate 93-97	Railing	757	891	960	860	760		Incl			
Carina II	5-dr Estate 88-91	Railing	757	891	960	860	760		Incl			
Celica	3-dr Coupe 00-05	Normal	754+ 774	891	961	861	761	1174	596	C		
Chaser	4-dr Sedan 96-> (ASIA)	Normal	754	891	961	861	761	1123	544			
Corolla	5-dr Hatchback 80-87	Gutter	951				761		527			
Corolla	4-dr Sedan 80-87	Gutter	951				761		527			
Corolla	5-dr Estate 88-92	Gutter	952				762		527			
Corolla	5-dr Hatchback 93-97	Normal	754	891	961	861	761	1031	544			
Corolla	4-dr Sedan 93-97	Gutter	369				760		527			
Corolla	5-dr Estate 93-97	Gutter	369				760		527			
Corolla	5-dr Hatchback 98-02	Normal	754	891	961	861	761	1071	544			
Corolla	4-dr Sedan 98-01	Gutter	369				761		527			
Corolla	5-dr Estate 93-97, 98-99	Railing	757	891	960	860	760		Incl			
Corolla	5-dr Estate 98-99	Gutter	369				761		527			
Corolla	3-dr Hatchback 98-01	Normal	754+ 774	891	961	861	761	1071	596	C		
Corolla	4-dr Sedan 00-06	Normal	754	891	961	861	761	1205	544	D		
Corolla	5-dr Estate 00-01	Railing	775	891	961	861	761		Incl			
Corolla	5-dr Estate 00-06	Normal	754	891	961	861	761	1205	544	D		
Corolla	5-dr Hatchback 02-06	Normal	754	891	961	861	761	1205	544	D		
Corolla	4-dr Sedan 02-06	Normal	754	891	961	861	761	1630	544			
Corolla	5-dr Estate 02-06	Railing	775	891	961	861	761		Incl			
Corolla	5-dr Estate 02-06	Railing	757	891	960	860	760		Incl			
Corolla	3-dr Hatchback 02-06	Normal	754+ 774	891	961	861	761	1264	596	D		
Corolla	5-dr Hatchback 06->	Normal	754	892	969	869	769	1440	544	B		












TOYOTA

		 Roof type	 Foot + SRA	 Slide Bar	 Wing Bar	 Aero Bar	 Square Bar					
Corolla	4-dr Sedan 07->	Normal	754	891	961	861	761	1446	544	C		
Corolla Altis	4-dr Sedan 01-06 (ASIA)	Normal	754	891	961	861	761	1630	544			
Corolla Compact	3-dr Hatchback 93-97	Gutter	369				760		527			
Corolla Compact	5-dr Hatchback 93-97	Gutter	369				760		527			
Corolla Compact	5-dr Hatchback 98-01	Gutter	369				761		527			
Corolla Escape	5-dr Estate 88-92	Gutter	952				762		527			
Corolla Fielder	5-dr Estate 04-09 (S. AMERICA)	Railing	757	891	960	860	760		Incl			
Corolla Fielder	5-dr Estate 06->	Normal	754	891	961	861	761	1411	544	D		
Corolla Rumion	5-dr Hatchback 07-> (JPN)	Normal	754	893	963	863	763	1482	544	C		
Corolla Runx	5-dr Hatchback 01-04, 05-06	Normal	754	891	961	861	761	1205	544	D		
Corolla Verso	5-dr MPV 02-03	Normal	754	892	962	862	762	1232	544	D		
Corolla Verso	5-dr MPV 02-06, 07->	Railing	775	892	969	869	769		Incl			
Corolla Verso	5-dr MPV 04-08	Normal	754	892	962	862	762	1353	544	D		
Corona	4-dr Sedan 96-00	Normal	754	891	961	861	761	1140	544	D		
Cresta	4-dr Sedan 84-87	Gutter	951				762		527			
Duet	5-dr Hatchback 98-04	Normal	754	891	961	861	761	1133	544			
Echo	4-dr Sedan 99-05	Normal	754	891	961	861	761	1187	544			
Emina	4-dr MPV 92-99	Normal	754+ 774	891	961	861	761	1080	596			
Emina	5-dr MPV 92-99	Normal	754	891	961	861	761	1135	544			
Estima	5-dr MPV 90-99	Normal	754	892	962	862	762	1135	544	C		
Estima	4-dr MPV 90-99	Normal	754+ 774	892	962	862	762	1080	596			
Estima	5-dr MPV 00-02, 03-05	Normal	754	891	961	861	761	1165	544			
Estima	5-dr MPV 00-02, 03-05	Railing	757	891	961	861	761		Incl		784	J
Estima	5-dr MPV 06->	Normal	754	892	969	869	769	1384	544	B		
F-model	5-dr Bus 82-90	Gutter	952				762		527			
Funcargo	5-dr MPV 99-05	Railing	757	891	961	861	761		Incl		784	J
Funcargo	5-dr MPV 99-05	Normal	754	892	962	862	762	1136	544	C		
Gracia	5-dr Estate 97->	Railing	757	893	963	863	763		Incl			
Granvia	5-dr MPV 95-02	Normal	754	892	962	862	762	1153	544			
Harrier (MkII)	5-dr SUV 03-09 (JPN)	Normal	754	892	969	869	769	1298	544	D		
Hi Ace	83-95	Gutter	420				763		Incl			
Hi Ace	83-95	Gutter	952				763		527			
Hi Ace	5-dr Van 96-06, 07->	Fixpoint	753	892	962	862	762	3043	Incl			
Hi Ace	5-dr MPV 04-> (JPN)	Gutter	951				763		527			
Hi Ace Regius	5-dr MPV 97-02	Railing	757	892	962	862	762		Incl			
Hi Ace Regius	5-dr MPV 97-02	Normal	754	892	962	862	762	1153	544			
Hi Lux	2-dr Extended Cab 87-95, 96-97	Normal	754+ 774	891	961	861	761	1118	596			
Hi Lux	2-dr Extended Cab 98-04	Normal	754	891	961	861	761	1083	544	D		
Hi Lux	4-dr Double Cab 98-04	Normal	754	891	961	861	761	1083	544	D		
Hi Lux	2-dr Single Cab 98-04	Normal	754	891	961	861	761	1083	544	A/L		
Hi Lux	2-dr Extended Cab 05->	Normal	754	892	962	862	762	1348	544	C		
Hi Lux	4-dr Double Cab 05->	Normal	754	892	962	862	762	1350	544	C		
Hi Lux	2-dr Single Cab 05->	Normal	754	892	962	862	762	1348	544	A		
Hi Lux Surf	5-dr SUV 96-03 (JPN)	Normal	754	891	961	861	761	1064	544			
Hi Lux SW4	5-dr SUV 06-> (S. AMERICA)	Railing	757	891	960	860	760		Incl			
Innova	5-dr MPV 04->	Normal	754	892	962	862	762	1357	544	D		
Ipsum	5-dr MPV 96-00	Normal	754	891	961	861	761	1065	544			
Ipsum	5-dr MPV 96-00, 01-03	Railing	757	891	961	861	761		Incl		784	J
Ipsum	5-dr MPV 01-03	Normal	754	892	962	862	762	1231	544	D		
IQ	3-dr Hatchback 09->	Normal	754	892	969	869	769	1547	544	C		
Isis	5-dr MPV 04-> (JPN)	Normal	754	891	961	861	761	1352	544	D		
Ist (Mk II)	5-dr Hatchback 07-> (JPN)	Normal	754	891	961	861	761	1468	544	C		
Kluger	5-dr SUV 07->	Normal	754	892	962	862	762	1490	544			
Kluger V	5-dr SUV 00-06	Normal	754	892	962	862	762	1310	544	D		
Land Cruiser	80-89, 90-97	Gutter	951				763		527			
Land Cruiser	5-dr SUV 98-02 (USA)	Railing	775	892	962	862	762		Incl			
Land Cruiser	3-dr SUV 03->	Railing	775	892	962	862	762		Incl			

TOYOTA









		 Rooftype	 Foot + SRA	 SlideBar	 WingBar	 AeroBar	 SquareBar					
Land Cruiser	3-dr SUV 03->	Railing	757	892	962	862	762		Incl			
Land Cruiser 100	5-dr SUV 98-01, 02-07	Normal	754	893	963	863	763	1288	544	D		
Land Cruiser 100	5-dr SUV 90-97, 98-01	Railing	757	892	962	862	762		Incl			
Land Cruiser 120	5-dr SUV 04->	Railing	775	891	961	861	761		Incl			
Land Cruiser 120	5-dr SUV 04->	Railing	757	891	961	861	761		Incl		784	J
Land Cruiser 120	5-dr SUV 04->	Normal	754	892	962	862	762	1287	544	D		
Land Cruiser 150	5-dr SUV 09->	Railing	757	892	969	869	769		Incl			
Land Cruiser 200	5-dr SUV 08->	Fixpoint	753	892	962	862	762	3074	Incl			
Land Cruiser 500	5-dr SUV 05->	Railing	775	892	962	862	762		Incl			
Land Cruiser 500	5-dr SUV 05->	Railing	757	892	962	862	762		Incl			
Land Cruiser 80 Long	SUV 90-97	Gutter	952				763		527			
Land Cruiser 90	5-dr SUV 02-03	Normal	754	892	962	862	762	1287	544	D		
Land Cruiser 90	5-dr SUV 03->	Railing	757	891	961	861	761		Incl		784	J
Land Cruiser 90	5-dr SUV 04-> (S. AMERICA)	Normal	754	892	962	862	762	1287	544			
Land Cruiser Prado	5-dr SUV 98-02	Railing	775	892	962	862	762		Incl			
Land Cruiser Prado	5-dr SUV 98-02	Gutter	951				762		527			
Land Cruiser Prado	5-dr SUV 02->	Normal	754	892	962	862	762	1287	544	D		
Land Cruiser Prado	5-dr SUV 09->	Railing	757	892	969	869	769		Incl			
Lucida	4-dr MPV 92-99	Normal	754+ 774	891	961	861	761	1080	596			
Lucida	5-dr MPV 92-99	Normal	754	892	962	862	762	1135	544	C		
Mark II	4-dr Sedan 84-91	Gutter	951				761		527			
Mark II	4-dr Sedan 96-07	Normal	754	891	961	861	761	1123	544			
Mark Zio	5-dr Estate 07-> (JPN)	Normal	754	892	962	862	762	1481	544	C		
MR2	2-dr Coupe 89-99	Gutter	951				761		527			
Noah (Mk. I.)	5-dr MPV 01-07	Normal	754	892	962	862	762	1256	544	D		
Noah (Mk. II.)	5-dr MPV 07-> (JPN)	Normal	754	892	962	862	762	1460	544	D		
Paseo	4-dr Sedan 91-95	Gutter	951				762		527			
Paseo	2-dr Coupe 96->	Gutter	369				760		527			
PicNic	5-dr MPV 97-00	Railing	775	891	961	861	761		Incl			
PicNic	5-dr MPV 97-00	Railing	757	891	961	861	761		Incl		784	J
PicNic	5-dr MPV 97-00	Normal	754	891	961	861	761	1065	544			
PicNic	5-dr MPV 01-06	Normal	754	892	962	862	762	1231	544	D		
Platz	4-dr Sedan 99-03	Normal	754	891	961	861	761	1187	544			
Premio	4-dr Sedan 01-07	Normal	754	891	961	861	761	1290	544	C		
Previa	4-dr MPV 90-99	Normal	754+ 774	892	962	862	762	1080	596			
Previa	5-dr MPV 90-99	Normal	754	892	962	862	762	1135	544	C		
Previa	5-dr MPV 90-99, 00-02	Railing	775	891	961	861	761		Incl			
Previa	5-dr MPV 90-99, 00-02	Railing	757	891	961	861	761		Incl		784	J
Previa	5-dr MPV 00-02, 03->	Normal	754	891	961	861	761	1165	544			
Previa	5-dr MPV 03->	Railing	775	891	961	861	761		Incl			
Prius	4-dr Sedan 98-99, 00-03	Normal	754	892	962	862	762	1103	544			
Prius	5-dr Hatchback 04-08	Normal	754	892	962	862	762	1345	544	D		
Prius	5-dr Hatchback 09->	Normal	754	892	969	869	769	1566	544	C		
Probox	5-dr Estate 02-> (JPN)	Normal	754	892	962	862	762	1316	544	D		
Ractis	5-dr Hatchback 10->	Normal	754	892	969	869	769	1648	544	C		
Raum	5-dr MPV 97-02	Railing	757	891	961	861	761		Incl		784	J
RAV 4	3-dr SUV 94-99	Normal	754+ 774	891	961	861	761	1088	596			
RAV 4	5-dr SUV 94-99	Normal	754	891	961	861	761	1088	544			
RAV 4	3-dr SUV 00-03, 04-05	Railing	775	891	961	861	761		Incl			
RAV 4	3-dr SUV 00-03, 04-05	Railing	757	891	961	861	761		Incl		784	J
RAV 4	3-dr SUV 00-03, 04-05	Normal	754	891	960	860	760	1164	544	D		
RAV 4	5-dr SUV 00-03, 04-05	Railing	775	891	961	861	761		Incl			
RAV 4	5-dr SUV 00-03, 04-05	Railing	757	891	961	861	761		Incl		784	J
RAV 4	5-dr SUV 00-03, 04-05	Normal	754	891	960	860	760	1164	544	D		
RAV 4 (Mk III)	5-dr SUV 05->	Railing	775	891	961	861	761		Incl			
RAV 4 (Mk III)	5-dr SUV 05->	Railing	757	891	961	861	761		Incl		784	J
RAV 4 (Mk III)	5-dr SUV 05->	Normal	754	892	962	862	762	1385	544	D		

TOYOTA

		 Roof type	 Foot + SRA	 Slide Bar	 Wing Bar	 Aero Bar	 Square Bar					
Regius	5-dr Van 00-02	Normal	754	892	962	862	762	1164	544			
Rush	5-dr MPV 05-> (JPN)	Normal	754	891	961	861	761	1395	544	B		
Sequoia	5-dr SUV 01->	Railing	775	892	962	862	762		Incl			
Sienta	5-dr MPV 03->	Normal	754	892	962	862	762	1315	544	C		
Spacio	5-dr MPV 97-00	Railing	757	891	961	861	761		Incl		784	J
Spacio	5-dr MPV 01-06	Normal	754	892	962	862	762	1232	544	D		
Sprinter	5-dr Estate 98->	Railing	757	891	960	860	760		Incl			
Sprinter Cielo	5-dr Hatchback 93-97	Normal	754	891	961	861	761	1031	544			
Starlet	3-dr Hatchback 90-95	Gutter	951				761		527			
Starlet	5-dr Hatchback 90-95	Gutter	951				761		527			
Starlet	3-dr Hatchback 96-99	Normal	754+ 774	891	961	861	761	1041	596			
Starlet	5-dr Hatchback 96-99	Normal	754	891	961	861	761	1042	544			
Succeed	5-dr Estate 02-> (JPN)	Normal	754	892	962	862	762	1316	544	D		
Tacoma	4-dr Double Cab 05->	Normal	754	892	962	862	762	1511	544	C		
Tarago MK.II	5-dr MPV 06-> (AU)	Railing	757	891	960	860	760		Incl			
Tarago MK.II	5-dr MPV 06-> (AU)	Normal	754	892	969	869	769	1384	544	B		
Tercel	3-dr Hatchback 79-85	Gutter	951				762		527			
Tercel	5-dr Hatchback 79-85	Gutter	951				762		527			
Tercel	5-dr Estate 83->	Gutter	952				762		527			
Town Ace/Lite Ace	MPV 96->	Gutter	420				762		Incl			
Town Lite Ace	5-dr Van 80-85	Railing	757	891	961	861	761		Incl		784	J
Tundra	4-dr Double Cab 07-> (USA)	Normal	754	893	963	863	763	1555	544	C		
Unser	5-dr MPV 00-07	Gutter	951				762		527	C		
Urban Cruise	5-dr Hatchback 09->	Normal	754	891	961	861	761	1468	544	B		
Vellfire	5-dr MPV 08->	Normal	754	893	963	863	763	1491	544			
Verso	5-dr MPV 09->	Normal	754	892	962	862	762	1353	544	D		
Verso	5-dr MPV 09->	Railing	775	892	969	869	769		Incl			
Verso S	5-dr Hatchback 11->	Normal	754	892	969	869	769	1648	544	C		
Vigo	4-dr Double Cab 04->	Normal	754	892	962	862	762	1350	544	C		
Vigo	2-dr Extended Cab 04->	Normal	754	892	962	862	762	1348	544	C		
Vigo	2-dr Single Cab 04->	Normal	754	892	962	862	762	1348	544			
Vios Mk.II	4-dr Sedan 05->	Normal	754	891	961	861	761	1427	544	C		
Wish	5-dr MPV 03-08	Normal	754	891	961	861	761	1296	544	D		
Wish	5-dr MPV 09->	Normal	754	891	961	861	761	1568	544	C		
Vista	5-dr Hatchback 83-86	Gutter	951				761		527			
Vista	4-dr Sedan 83-86	Gutter	951				761		527			
Vista	4-dr Sedan 98-05	Normal	754	891	961	861	761	1187	544			
Vitz	5-dr Hatchback 99-03, 04->	Normal	754	891	961	861	761	1141	544	D		
Vitz	5-dr Hatchback 05-> (JPN)	Normal	754	891	961	861	761	1427	544	C		
Vitz	3-dr Hatchback 99-03, 04-05	Normal	754+ 774	891	961	861	761	1141	596	D		
Voxy (Mk. I.)	5-dr MPV 01-07 (ASIA)	Normal	754	892	962	862	762	1256	544	D		
Voxy (Mk. II.)	5-dr MPV 07->	Normal	754	892	962	862	762	1460	544	D		
Yaris	4-dr Sedan 00-04	Normal	754	891	961	861	761	1187	544			
Yaris	5-dr Hatchback 99-03, 04-05	Railing	757	891	961	861	761		Incl		784	J
Yaris	5-dr Hatchback 99-03, 04-05	Normal	754	891	961	861	761	1141	544	D		
Yaris	3-dr Hatchback 99-03, 04-05	Railing	757	891	961	861	761		Incl		784	J
Yaris	3-dr Hatchback 99-03, 04-05	Normal	754+ 774	891	961	861	761	1141	596	D		
Yaris	5-dr Hatchback 05->	Normal	754	891	961	861	761	1427	544	C		
Yaris (Mk.II)	4-dr Sedan 05-11	Normal	754	891	961	861	761	1427	544	C		
Yaris (Mk.III)	5-dr Hatchback 11->	Normal	754					1621	544			
Yaris Verso	5-dr MPV 00->	Railing	757	891	960	860	760		Incl		784	J
Yaris Verso	5-dr MPV 00->	Normal	754	892	962	862	762	1136	544	C		

UAZ

2206	5-dr Bus 96->	Gutter	952				765		527			
3153	5-dr SUV 96-04	Gutter	952				765		527			
3159	5-dr SUV 99-04	Gutter	952				765		527			

UAZ		 Rooftype	 Foot + SRA	 SlideBar	 WingBar	 AeroBar	 SquareBar					
3159	4-dr SUV 00->	Gutter	952				765		527			
3741	5-dr Van 85->	Gutter	952				765		527			
3909	5-dr SUV 94->	Gutter	952				765		527			
3962	5-dr Bus 85->	Gutter	952				765		527			
31514	5-dr SUV 93-04	Gutter	952				765		527			












WARTBURG

353W	4-dr Sedan 65-88	Gutter	951				762		527			
------	------------------	--------	-----	--	--	--	-----	--	-----	--	--	--

VAUXHALL

Agila	5-dr MPV 00->	Railing	757	891	961	861	761			Incl		784	J
Agila	5-dr MPV 00->	Normal	754	891	961	861	761	1167	544	C			
Agila	5-dr Hatchback 08->	Normal	754	891	961	861	761	141499	544	B			
Astra	5-dr Estate 92-97, 98-03	Fixpoint	751	891	960	860	760	3081		Incl			
Astra	5-dr Estate 92-97, 98-03	Fixpoint	4304				760			Incl			
Astra	5-dr Estate 98-03	Railing	757	891	961	861	761			Incl		784	J
Astra	3-dr Hatchback 92-97, 98-03	Fixpoint	751	891	960	860	760	3081		Incl			
Astra	3-dr Hatchback 92-97, 98-03	Fixpoint	4304				760			Incl			
Astra	5-dr Hatchback 92-97, 98-03	Fixpoint	751	891	960	860	760	3081		Incl			
Astra	5-dr Hatchback 92-97, 98-03	Fixpoint	4304				760			Incl			
Astra	4-dr Sedan 92-97, 98-03	Fixpoint	751	891	960	860	760	3081		Incl			
Astra	4-dr Sedan 92-97, 98-03	Fixpoint	4304				760			Incl			
Astra	5-dr Estate 04-06	Flush R.	753	891	961	861	761	4010		Incl			
Astra	5-dr Estate 04-06	Flush R.	4900		961	861	761	4912	J	J			
Astra	5-dr Hatchback 04-09	Fixpoint	753	891	960	860	760	3025		Incl			
Astra	5-dr Estate 07->	Flush R.	4903		961	861	761	4919	J	J			
Astra	5-dr Estate 07->	Flush R.	753	891	960	860	760	4011		Incl			
Astra	5-dr Hatchback 10->	Fixpoint	753	891	961	861	761	3090		Incl			
Astra GTC	3-dr Hatchback 05-09	Fixpoint	753	891	960	860	760	3025		Incl			
Astra Sports Tourer	5-dr Estate 10->	Flush R.	753	891	961	861	761	4025		Incl			
Calibra	3-dr Coupe 90-97	Fixpoint	751	891	960	860	760	3081		Incl			
Calibra	3-dr Coupe 90-97	Fixpoint	4304				760			Incl			
Carlton	79-95	Gutter	951				761			527			
Cavalier	80-88	Gutter	951				761			527			
Cavalier	5-dr Hatchback 89-95	Normal	754	891	961	861	761	1003	544				
Cavalier	4-dr Sedan 89-95	Normal	754	891	961	861	761	1003	544				
Corsa B	3-dr Hatchback 93-00	Fixpoint	751	891	960	860	760	3081		Incl			
Corsa B	3-dr Hatchback 93-00	Fixpoint	4304				760			Incl			
Corsa B	5-dr Hatchback 93-00	Fixpoint	751	891	960	860	760	3081		Incl			
Corsa B	5-dr Hatchback 93-00	Fixpoint	4304				760			Incl			
Corsa C	3-dr Hatchback 01-03, 04-06	Fixpoint	4304				760			Incl			
Corsa C	3-dr Hatchback 01-03, 04-06	Fixpoint	751	891	960	860	760	3081		Incl			
Corsa C	5-dr Hatchback 01-03, 04-06	Fixpoint	4304				760			Incl			
Corsa C	5-dr Hatchback 01-03, 04-06	Fixpoint	751	891	960	860	760	3081		Incl			
Frontera	5-dr SUV 92-98, 99->	Railing	757	891	961	861	761			Incl		784	J
Frontera Sport	3-dr SUV 92-98, 99-04	Railing	757	891	961	861	761			Incl		784	J
Insignia	4-dr Sedan 09->	Normal	754	892	962	862	762	1513	544				
Insignia	5-dr Hatchback 09->	Normal	754	892	962	862	762	1513	544	B			
Insignia (Sport tourer)	5-dr Estate 09->	Fixpoint	753	891	961	861	761	4012		Incl			
Kadett	5-dr Estate 85-91	Fixpoint	751	891	960	860	760	3081		Incl			
Kadett	5-dr Estate 85-91	Fixpoint	4304				760			Incl			
Kadett	3-dr Hatchback 85-91	Fixpoint	751	891	960	860	760	3081		Incl			
Kadett	3-dr Hatchback 85-91	Fixpoint	4304				760			Incl			
Kadett	5-dr Hatchback 85-91	Fixpoint	751	891	960	860	760	3081		Incl			
Kadett	5-dr Hatchback 85-91	Fixpoint	4304				760			Incl			
Kadett	4-dr Sedan 85-91	Fixpoint	751	891	960	860	760	3081		Incl			
Kadett	4-dr Sedan 85-91	Fixpoint	4304				760			Incl			









VAUXHALL

		 Roof type	 Foot + SRA	 SlideBar	 WingBar	 AeroBar	 SquareBar					
Meriva	5-dr MPV 03-09	Fixpoint	753	891	961	861	761	3006	Incl			
Meriva	5-dr MPV 03-09	Normal	754	892	962	862	762	1301	544	D		
Meriva	5-dr MPV 10->	Fixpoint	753	891	961	861	761	3090	Incl			
Monterey	3-dr SUV 93->	Normal	754+ 774	892	962	862	762	1091	596			
Monterey	5-dr SUV 93->	Normal	754	892	962	862	762	1091	544			
Nova	83-93	Gutter	951				762		527			
Omega	5-dr Estate 94-03	Railing	757	891	961	861	761		Incl		784	J
Omega	4-dr Sedan 94-03	Gutter	951				761		527			
Rascal	86-94	Gutter	951				762		527			
Senator	83-87, 88-96	Gutter	951				761		527			
Signum	5-dr Estate 03-08	Flush R.	753	891	961	861	761	4010	Incl			
Signum	5-dr Estate 03-08	Flush R.	4900		969	869	769	4912	J	J		
Signum	5-dr Estate 03-08	Fixpoint	753	891	961	861	761	3006	Incl			
Signum	5-dr Estate 03-08	Normal	754	892	962	862	762	1285	544	D		
Tigra	3-dr Coupe 94-00	Fixpoint	751	891	960	860	760	3081	Incl			
Tigra	3-dr Coupe 94-00	Fixpoint	4304				760		Incl			
Vectra	5-dr Estate 96-02	Railing	757	891	960	860	760		Incl			
Vectra	5-dr Hatchback 96-01	Normal	754	891	961	861	761	1003	544			
Vectra	4-dr Sedan 96-01	Normal	754	891	961	861	761	1003	544			
Vectra	4-dr Sedan 02-08	Fixpoint	753	891	961	861	761	3006	Incl			
Vectra	4-dr Sedan 02-08	Normal	754	892	962	862	762	1285	544	D		
Vectra	5-dr Estate 03-08	Fixpoint	753	891	961	861	761	3006	Incl			
Vectra	5-dr Estate 03-08	Flush R.	4900		961	861	761	4912	J	J		
Vectra	5-dr Estate 03-08	Flush R.	753	891	961	861	761	4010	Incl			
Vectra GTS	5-dr Hatchback 02-05, 06-08	Fixpoint	753	891	961	861	761	3006	Incl			
Vectra GTS	5-dr Hatchback 02-05, 06-08	Normal	754	892	962	862	762	1285	544	D		
Zafira	5-dr MPV 98-02, 03-04	Fixpoint	751	891	960	860	760	3081	Incl			
Zafira	5-dr MPV 98-02, 03-04	Fixpoint	4304				761		Incl			
Zafira	5-dr MPV 98-02, 03-04	Railing	775	891	961	861	761		Incl			
Zafira	5-dr MPV 98-02, 03-04	Railing	757	891	961	861	761		Incl		784	J
Zafira	5-dr MPV 05->	Fixpoint	753	891	961	861	761	3025	Incl			
Zafira	5-dr MPV 05-06	Flush R.	4900		961	861	761	4912	J	J		
Zafira	5-dr MPV 05-06	Flush R.	753	891	961	861	761	4010	Incl			
Zafira	5-dr MPV 07->	Flush R.	4903		961	861	761	4919	J	J		
Zafira	5-dr MPV 07->	Flush R.	753	891	961	861	761	4011	Incl			












VOLKSWAGEN

1200	2-dr Coupe 60-85	Gutter	951				761		527			
Amarok	4-dr Double Cab 10->	Fixpoint	753	892	969	869	769	3087	Incl			
Amarok	2-dr Single Cab 10->	Fixpoint	753	892	969	869	769	3087	Incl			
Beetle	2-dr Coupe 98-04, 05-11	Normal	754	891	961	861	761	1094	544			
Beetle	2-dr Coupe 11->	Normal	754					1660	544			
Bora	4-dr Sedan 99-05	Normal	754	891	961	861	761	1051	544			
Bora Variant	5-dr Estate 99-05	Railing	775	891	961	861	761		Incl			
Bora Variant	5-dr Estate 99-05	Normal	754	891	961	861	761	1051	544			
Bus Transporter (T3)	80-90	High Roof	952				765		527			
Caddy (Mk II)	3-dr Estate 96-03	Fixpoint	753	891	960	860	760	3007	Incl			
Caddy (Mk II)	2-dr Single Cab 96-03	Normal	754	891	961	861	761	1055	544	L		
Caddy (Mk II)	3-dr Van 96-03	Fixpoint	753	891	960	860	760	3007	Incl			
Caddy (Mk III)	4-dr Van 03->	Fixpoint	753	891	961	861	761	3022	Incl			
Caddy (Mk III)	4-dr Estate 04->	Fixpoint	753	891	961	861	761	3022	Incl			
Caddy (Mk III)	5-dr Estate 04->	Fixpoint	753	891	961	861	761	3022	Incl			
Caddy (Mk III)	5-dr Van 04->	Fixpoint	753	891	961	861	761	3022	Incl			
Caddy (Mk III)	5-dr Van 10->	Railing	757	891	961	861	761		Incl		784	J
Caddy Maxi	4-dr Van 08->	Fixpoint	753	891	961	861	761	3022	Incl			
Caddy Maxi	5-dr Van 08->	Fixpoint	753	891	961	861	761	3022	Incl			
Caddy Maxi	5-dr Van 10->	Railing	757	891	961	861	761		Incl		784	J

VOLKSWAGEN

		 Rooftype	 Foot + SRA	 SlideBar	 WingBar	 AeroBar	 SquareBar					
California (T5)	4-dr Van 03-09, 10->	Fixpoint	751	892	969	869	769	3034	Incl			
California (T5)	4-dr Van 03-09, 10->	T-Profile	751	892	969	869	769	3034	Incl			
Caravelle (T5)	4-dr Van 03-09, 10->	Fixpoint	751	892	962	862	762	3034	Incl			
Caravelle (T5)	4-dr Van 03-09, 10->	T-Profile	751	892	962	862	762	3034	Incl			
Caravelle (T5)	4-dr Van 03-09, 10->	T-Profile							Incl		4652	J
Caravelle (T5)	4-dr Van 03-09, 10->	T-Profile							Incl		4653	J
Crafter	4-dr Van 06->	Fixpoint	753	893	963	863	763	3032	Incl			
Crafter	4-dr Van 06->	T-Profile	753	893	963	863	763	3062	Incl			
Cross Fox	5-dr Hatchback 10-> (S. AMERICA)	Railing	757	891	961	861	761		Incl			
Cross Golf	5-dr Hatchback 06->	Railing	757	891	961	861	761		Incl		784	J
Cross Polo	5-dr Hatchback 06-09	Railing	757	891	960	860	760		Incl		784	J
Cross Polo	5-dr Hatchback 10->	Railing	775	891	961	861	761		Incl			
Fox	3-dr Hatchback 03->	Normal	754	891	961	861	761	1337	544	D		
Fox	5-dr Hatchback 04->	Normal	754	891	961	861	761	1337	544	D		
Gol	4-dr Sedan 08->	Normal	754	891	961	861	761	1497	544			
Golf III Variant	5-dr Estate 94-98	Railing	757	891	960	860	760		Incl			
Golf IV	3-dr Hatchback 98-03	Normal	754	891	961	861	761	1050	544	D		
Golf IV	5-dr Hatchback 98-03	Normal	754	891	961	861	761	1051	544			
Golf IV Variant	5-dr Estate 99-07	Railing	757	891	960	860	760		Incl		784	J
Golf Plus	5-dr Hatchback 04-08, 09->	Railing	757	891	961	861	761		Incl		784	J
Golf Plus	5-dr Hatchback 06->	Normal	754	892	969	869	769	1406	544	D		
Golf V	3-dr Hatchback 04-07	Normal	754	892	969	869	769	1323	544			
Golf V	5-dr Hatchback 04-07	Normal	754	892	969	869	769	1323	544			
Golf V Variant	5-dr Estate 07-10	Railing	775	891	961	861	761		Incl			
Golf V Variant	5-dr Estate 07-10	Railing	757	891	961	861	761		Incl		784	J
Golf VI	3-dr Hatchback 08->	Normal	754	892	969	869	769	1323	544			
Golf VI	5-dr Hatchback 08->	Normal	754	892	969	869	769	1323	544			
Jetta IV	3-dr Hatchback 98-04	Normal	754	891	961	861	761	1050	544	D		
Jetta IV	5-dr Hatchback 99-04	Normal	754	891	961	861	761	1051	544			
Jetta V	4-dr Sedan 05-10	Normal	754	892	969	869	769	1597	544			
Jetta Variant	5-dr Estate 08-> (S. AMERICA)	Railing	757	891	961	861	761		Incl			
Jetta VI	4-dr Sedan 11->	Normal	754	892	969	869	769	1618	544	D		
LT	Van 97-06	Gutter	420				766		Incl			
Lupo	3-dr Hatchback 97-05	Normal	754	891	961	861	761	1052	544			
Multivan (T5)	4-dr Van 03-09, 10->	Fixpoint	751	892	962	862	762	3034	Incl			
Multivan (T5)	4-dr Van 03-09, 10->	T-Profile	751	892	962	862	762	3034	Incl			
Multivan (T5)	4-dr Van 03-09, 10->	T-Profile							Incl		4652	J
Multivan (T5)	4-dr Van 03-09, 10->	T-Profile							Incl		4653	J/L
Multivan (T5)	Pan Americans 10->	Fixpoint	751	892	962	862	762	3034	Incl			
Passat	4-dr Sedan 80-87	Gutter	951				761		527			
Passat	4-dr Sedan 88-96	Normal	754	891	961	861	761	1113	544			
Passat	4-dr Sedan 97-00	Normal	754	891	961	861	761	1035	544			
Passat (B5)	4-dr Sedan 01-04	Normal	754	891	961	861	761	1218	544			
Passat (B5) Variant	5-dr Estate 97-00, 01-05	Railing	775	891	961	861	761		Incl			
Passat (B5) Variant	5-dr Estate 97-00, 01-05	Railing	757	891	961	861	761		Incl		784	J
Passat (B6)	4-dr Sedan 05-09, 10->	Normal	754	892	969	869	769	1592	544			
Passat (B6) Variant	5-dr Estate 05-10	Railing	775	891	961	861	761		Incl			
Passat (B6) Variant	5-dr Estate 05-10	Railing	757	891	961	861	761		Incl		784	J
Passat (B7)	4-dr Sedan 10->	Normal	754	891	961	861	761	1592	544			
Passat (B7) Variant	5-dr Estate 10->	Railing	775	891	961	861	761		Incl			
Passat (B7) Variant	5-dr Estate 10->	Railing	757	891	961	861	761		Incl		784	J
Passat CC	4-dr Coupe 08->	Normal	754	892	962	862	762	1501	544	C		
Passat Variant	5-dr Estate 80-87	Gutter	951				761		527			
Passat Variant	5-dr Estate 80-87, 88-96	Railing	775	891	961	861	761		Incl			
Passat Variant	5-dr Estate 80-87, 88-96	Railing	757	891	960	860	760		Incl			
Passat Variant	5-dr Estate 88-96	Normal	754	891	961	861	761	1057	544			









VOLKSWAGEN

		 Roof type	 Foot + SRA	 SlideBar	 WingBar	 AeroBar	 SquareBar					
Passat Variant	5-dr Estate 97-> (S. AMERICA)	Railing	757	891	960	860	760		Incl			
Passat Variant	5-dr Estate 10->	Railing	757	891	961	861	761		Incl			
Polo	80-94	Gutter	951				762		527			
Polo	4-dr Sedan 02-06, 07-> (BRAZIL)	Normal	754	891	961	861	761	1589	544			
Polo (Mk IV)	3-dr Hatchback 95-01	Fixpoint	753	891	960	860	760	3007	Incl			
Polo (Mk IV)	5-dr Hatchback 95-01	Fixpoint	753	891	960	860	760	3007	Incl			
Polo (Mk IV)	3-dr Hatchback 02-04, 05-09	Normal	754	891	961	861	761	1589	544			
Polo (Mk IV)	4-dr Sedan 02-04, 05-09	Normal	754	891	961	861	761	1589	544			
Polo (Mk IV)	5-dr Hatchback 02-04, 05-09	Normal	754	891	961	861	761	1589	544			
Polo (Mk V)	5-dr Hatchback 09->	Normal	754	892	969	869	769	1564	544	D		
Polo (Mk V)	3-dr Hatchback 10->	Normal	754	892	969	869	769	1606	544	D		
Polo Fun	5-dr Hatchback 03->	Railing	757	891	960	860	760		Incl			
Polo Variant	5-dr Estate 96-01	Railing	757	891	961	861	761		Incl		784	J
Quantum	5-dr Estate 82-88	Gutter	951				761		527			
Quantum	4-dr Sedan 82-88	Gutter	951				761		527			
Quantum	5-dr Estate 91-> (S. AMERICA)	Railing	757	891	960	860	760		Incl			
Santana	4-dr Sedan 81-88 (BRAZIL)	Gutter	951				761		527			
Saveiro	2-dr Pickup 10->	Railing	757	891	961	861	761		Incl		784	J
Saveiro	2-dr Pickup 10->	Fixpoint	753	892	962	862	762	3099	Incl			
Scirocco	3-dr Hatchback 08->	Normal	754	892	962	862	762	1631	544			
Sharan	5-dr MPV 96-00	Normal	754	892	962	862	762	1040	544			
Sharan	5-dr MPV 96-00, 01-09	Railing	775	892	969	869	769		Incl			
Sharan	5-dr MPV 96-00, 01-09	Railing	757	892	969	869	769		Incl		785	J
Sharan	5-dr MPV 10->	Railing	757	892	969	869	769		Incl		785	J
Sharan	5-dr MPV 10->	Railing	775	892	962	862	762		Incl			
Shuttle (T5)	4-dr Van 03-09, 10->	Fixpoint	751	892	962	862	762	3034	Incl			
Shuttle (T5)	4-dr Van 03-09, 10->	T-Profile	751	892	962	862	762	3034	Incl			
Space Fox	5-dr Estate 06-09, 10-> (S. AMERICA)	Railing	757	891	961	861	761		Incl			
Suran	5-dr Estate 06-09, 10-> (S. AMERICA)	Railing	757	891	961	861	761		Incl			
Taro	2-dr Extended Cab 87-95	Normal	754+ 774	891	961	861	761	1118	596			
Tiguan	5-dr SUV 07->	Railing	775	891	961	861	761		Incl			
Tiguan	5-dr SUV 07->	Railing	757	891	961	861	761		Incl		784	J
Touareg	5-dr SUV 02-09	T-Profile	753	891	960	860	760	3036	Incl			
Touareg	5-dr SUV 05-09	Railing	775	891	961	861	761		Incl			
Touareg	5-dr SUV 05-09	Railing	757	891	961	861	761		Incl		785	J
Touareg	5-dr SUV 10->	Railing	757	892	969	869	769		Incl		785	J
Touareg	5-dr SUV 10->	Railing	775	892	962	862	762		Incl			
Touareg	5-dr SUV 10->	Normal	754	893	963	863	763	1643	544	D		
Touran	5-dr MPV 03->	Railing	775	892	962	862	762		Incl			
Touran	5-dr MPV 03->	Railing	757	892	962	862	762		Incl			
Touran	5-dr MPV 03->	Normal	754	892	962	862	762	1328	544	D		
Touran	5-dr MPV 03-> (CHINA)	Normal	754	892	962	862	762	1489	544	B		
Transporter (T4)	4-dr Van 91-96, 97-02	High Roof	952				762		527			
Transporter (T4)	4-dr Van 91-96, 97-02	Normal	754	893	963	863	763	1572	544			
Transporter (T5)	03->	T-Profile							Incl		4652	J
Transporter (T5)	03->	T-Profile							Incl		4653	J/L
Transporter (T5)	4-dr Double Cab 03-09, 10->	Fixpoint	751	892	962	862	762	3034	Incl			
Transporter (T5)	2-dr Single Cab 03-09, 10->	Fixpoint	751	892	962	862	762	3034	Incl	L		
Transporter (T5)	4-dr Van 03-09, 10->	T-Profile	751	892	962	862	762	3034	Incl			
Transporter (T5)	4-dr Van 03-09, 10->	Fixpoint	751	892	962	862	762	3034	Incl			
Voyage	4-dr Sedan 09-> (S. AMERICA)	Normal	754	891	961	861	761	1497	544			

VOLVO

240	75-93	Gutter	951				761		527			
340	76-91	Gutter	951				761		527			
360	76-91	Gutter	951				761		527			

VOLVO

		 Rooftype	 Foot + SRA	 SlideBar	 WingBar	 AeroBar	 SquareBar					
740	5-dr Estate 84-92	Railing	757	891	961	861	761		Incl		784	J
740	5-dr Estate 84-92	Gutter	951				762		527			
760	5-dr Estate 82-90	Railing	757	891	961	861	761		Incl		784	J
760	5-dr Estate 82-91	Gutter	951				762		527			
760	4-dr Sedan 82-91	Gutter	951				762		527			
780	2-dr Coupe 87-90	Gutter	951				761		527			
850	4-dr Sedan 91-96	Normal	754	892	962	862	762	1596	544			
850	5-dr Estate 93-96	Railing	757	892	962	862	762		Incl			
850	5-dr Estate 93-96	Normal	754	892	962	862	762	1596	544			
940	5-dr Estate 90-99	Railing	757	891	961	861	761		Incl		784	J
940	5-dr Estate 90-99	Gutter	951				762		527			
940	4-dr Sedan 90-99	Gutter	951				762		527			
960	5-dr Estate 90-96	Gutter	951				762		527			
960	4-dr Sedan 90-96	Gutter	951				762		527			
960	5-dr Estate 91-98	Railing	757	891	961	861	761		Incl		784	J
C30	3-dr Hatchback 07->	Normal	754	892	969	869	769	1441	544	D		
S40	4-dr Sedan 96-99, 00-01, 02-03	Normal	754	891	961	861	761	1033	544			
S40	4-dr Sedan 04->	Normal	754	892	962	862	762	1590	544			
S60	4-dr Sedan 00-04, 05-09	Normal	754	892	969	869	769	1387	544	D		
S60	4-dr Sedan 10->	Normal	754	892	962	862	762	1612	544			
S70	4-dr Sedan 97-00	Normal	754	892	962	862	762	1596	544			
S80	4-dr Sedan 98-06	Normal	754	892	962	862	762	1111	544			
S80	4-dr Sedan 06->	Normal	754	892	962	862	762	1595	544			
S90	4-dr Sedan 97-98	Gutter	951				762		527			
V40	5-dr Estate 96-99, 00-01, 02-04	Railing	757	891	961	861	761		Incl		784	J
V40	5-dr Estate 96-99, 00-01, 02-04	Normal	754	891	961	861	761	1033	544			
V50	5-dr Estate 04->	Railing	775	892	969	869	769		Incl			
V50	5-dr Estate 04->	Railing	757	891	961	861	761		Incl		785	J
V50	5-dr Estate 04->	Normal	754	892	962	862	762	1369	544			
V60	5-dr Estate 10->	Flush R.	753	891	961	861	761	4021	Incl			
V70	5-dr Estate 97-99	Normal	754	892	962	862	762	1596	544			
V70	5-dr Estate 00-03	Normal	754	892	962	862	762	1193	544			
V70	5-dr Estate 97-99, 00-03, 04-07	Railing	775	892	969	869	769		Incl			
V70	5-dr Estate 97-99, 00-03, 04-07	Railing	757	892	969	869	769		Incl		785	J
V70	5-dr Estate 04-07	Normal	754	892	969	869	769	1370	544	D		
V70	5-dr Estate 07->	Railing	775	892	969	869	769		Incl			
V70	5-dr Estate 07->	Railing	757	892	969	869	769		Incl		785	J
V70	5-dr Estate 07->	Normal	754	892	962	862	762	1600	544			
V90	5-dr Estate 97-98	Railing	757	891	961	861	761		Incl		784	J
V90	5-dr Estate 97-98	Gutter	951				762		527			
XC60	5-dr SUV 08->	Flush R.	753	891	961	861	761	4006	Incl			
XC70	5-dr Estate 98-99, 00-02	Railing	775	892	969	869	769		Incl			
XC70	5-dr Estate 98-99, 00-02	Railing	757	892	969	869	769		Incl		785	J
XC70	5-dr Estate 03-06	Railing	775	892	969	869	769		Incl			
XC70	5-dr Estate 03-06	Railing	757	892	969	869	769		Incl		785	J
XC70	5-dr Estate 07->	Railing	775	892	969	869	769		Incl			
XC70	5-dr Estate 07->	Railing	757	892	969	869	769		Incl		785	J
XC90	5-dr SUV 02->	Railing	775	891	961	861	761		Incl			
XC90	5-dr SUV 02->	Railing	757	891	961	861	761		Incl		784	J

ZASTAVAYUGO

45	2-dr Hatchback	Gutter	951				761		527			
55	4-dr	Gutter	951				761		527			
65	4-dr Sedan	Gutter	951				761		527			



SlideBar

WingBar

AeroBar

SquareBar

THULE
SWEDEN

THULE
BIKECY

Your dynamic platform for heavy-duty purposes



Thule Professional is a fully integrated system, so tailoring it to your specific needs and way of working is quick and easy. All you need is the make, model and year of your work Van – and then follow the recommendations presented in this easy-to-use fit guide.

All products in this guide are tested on each specific vehicle model and Thule guarantees that the recommended products will fit your vehicle. If you follow our recommendations, we can assure you a high safety standard.

If you cannot find your vehicle model listed here, then visit our website www.thule.com, for an up-to-date list of vehicle fittings.

Car make

Look up the page where your vehicle make, model and model year are listed. All makes appear in alphabetical order.

Recommendation

The recommended solution for your vehicle includes all necessary parts for a complete Heavy-Duty Bar solution. For some vehicles, we list solutions with 1, 2, 3 and 4 bar.

Thule Heavy-Duty Roof Racks



Technical specifications

BAR

Item number (2 Pieces)	390	391	392	393	394	395
Item number (1 Piece)	3901	3911	3921	3931	3941	3951
Length (mm)	1200	1350	1500	1750	2000	2200

FEET

Type of vehicle roof	Fixpoint		Roof rails		Normal roof	Rain gutter		
Type of foot								
Product name	Rapid System	Rapid System	Rapid System	Rapid System	Rapid System	Gutter Foot	Gutter Foot	Gutter Foot
Item number (4 Pieces)	751	753	757	775	754	9512	9522	9531
Item number (2 Pieces)	7511	7531						
Load capacity, per pair of bar (kg) ¹	100	100	100	100	75	100	100	100
Foot height (cm) ²	10,5	7,2	7,5	6,5	9,6	15	20	28
Lock	Included	Included	Included	Included	544	527	527	527
Fitting kit needed	yes	yes	no	no	yes	no	no	no
TÜV approved	yes	yes	yes	yes	yes	yes	yes	yes
Fulfills City Crash norms	yes	yes	yes	yes	yes			
Miscellaneous			Railing sizes 22–55 mm	Railing sizes 20–68 mm				

¹Maximum load is the maximum approved weight for each type of roof rack. Consult your car manual and the Thule fitting instruction for your car's maximum load limit.

²Foot height is the distance from the base of the foot to the contact surface of the bar.

Please note that: •For distances to the top of the bar, add 22 mm for SquareBar and 37 mm for Professional bar. •The car specific fitting kit is excluded in the height measurement.

CAR MAKE	1X*				2X*			
	Foot	Bar	Kit	Lock	Foot	Bar	Kit	Lock
CITROËN								
Berlingo Top, 5-dr, MPV with roof railing, 01-07					757	391		Incl.
Berlingo, 5-dr, Van with roof railing, 97-07					757	391		Incl.
Berlingo, 5-dr, Van without roof railing, 97-07					754	391	1184	544
Berlingo, 4-dr, Van with fixpoint , 08-	7531	3911	3072	Incl.	751	391	3072	Incl.
C8, 5-dr, MPV with T-profile, 02-					753	391	3035	Incl.
Dispatch, 3-dr, Van with fixpoint, 97-06					753	391	3023	Incl.
Dispatch, 4-dr, Van with fixpoint, 97-06					753	391	3023	Incl.
Dispatch, 5-dr, Van with fixpoint, 97-06					753	391	3023	Incl.
Dispatch, 4-dr, Van with fixpoint, 07-	7531	3911	3055	Incl.	753	391	3051	Incl.
Dispatch, 5-dr, Van with fixpoint, 07-	7531	3911	3055	Incl.	753	391	3051	Incl.
Evasion, 5-dr, MPV with T-profile, 94-01					753	391	3035	Incl.
Jumper, 3-dr, Van with fixpoint, 95-01, 02-06	7531	3931	3054	Incl.	753	393	3054	Incl.
Jumper, 4-dr, Van with fixpoint, 95-01, 02-06	7531	3931	3054	Incl.	753	393	3054	Incl.
Jumper, 5-dr, Van with fixpoint, 95-01, 02-06	7531	3931	3054	Incl.	753	393	3054	Incl.
Jumper, 4-dr, Van with fixpoint, 06-	7511	3931	3031	Incl.	751	393	3031	Incl.
Jumper, 2-dr, Single Cab, 06-	754	3931	1439	544				
Jumper, 4-dr, Double Cab, 06-					754	393	1439	544
Jumpy, 3-dr, Van with fixpoint, 97-06					753	391	3023	Incl.
Jumpy, 4-dr, Van with fixpoint, 97-06					753	391	3023	Incl.
Jumpy, 5-dr, Van with fixpoint, 97-06					753	391	3023	Incl.
Jumpy III, 4-dr, Van with fixpoint, 07-	7531	3921	3055	Incl.	753	392	3051	Incl.
Jumpy III, 5-dr, Van with fixpoint, 07-	7531	3921	3055	Incl.	753	392	3051	Incl.
Nemo,3/4/5-dr, Van With Fixpoint, 08-	7531	3911	3070	Incl.	751	391	3070	Incl.
Nemo,3/4/5-dr, Van With roof railing, 08-					775	391		Incl.
FIAT								
Doblo, 3-dr, Van with fixpoint, 00-09	7511	3921	3076	Incl.	753	392	3021	Incl.
Doblo, 4-dr, Van with fixpoint, 00-09	7511	3921	3076	Incl.	753	392	3021	Incl.
Doblo, 5-dr, Van with fixpoint, 00-09	7511	3921	3076	Incl.	753	392	3021	Incl.
Doblo Maxi, 4-dr, Van with fixpoint, 00-09	7511	3921	3076	Incl.	753	392	3021	Incl.
Doblo, 5-dr, Van with fixpoint, high roof 00-09					No fit			
Doblo Mailbo, 5-dr, Van with roof railing 00-09					757	391		Incl.
Doblo , 5-dr, Van with fixpoint 10-	7511	3911	3088	Incl.	753	391	3088	Incl.
Doblo , 5-dr, Van with roof railing 10-					775	391		Incl.
Ducato, 3-dr, Van with fixpoint, 95-01, 02-06	7531	3931	3054	Incl.	753	393	3054	Incl.
Ducato, 4-dr, Van with fixpoint, 95-01, 02-06	7531	3931	3054	Incl.	753	393	3054	Incl.
Ducato, 5-dr, Van with fixpoint, 95-01, 02-06	7531	3931	3054	Incl.	753	393	3054	Incl.
Ducato 4-dr, Van with fixpoint, 06-	7511	3931	3031	Incl.	751	393	3031	Incl.
Ducato, 2-dr, Single cab, 06-	754	3941	1439	544				
Ducato, 4-dr, Double cab, 06-					754	394	1439	544
Fiorino,3/4/5-dr, Van With fixpoint, 08-	7531	3911	3070	Incl.	751	391	3070	Incl.
Fiorino,3/4/5-dr, Van With roof railing, 08-					775	391		incl.
Scudo, 3-dr, Van with fixpoint, 97-06					753	391	3023	Incl.
Scudo, 4-dr, Van with fixpoint, 97-06					753	391	3023	Incl.
Scudo, 5-dr Van with fixpoint, 97-06					753	391	3023	Incl.
Scudo, 4-dr, Van with fixpoint, 07-	7531	3911	3055	Incl.	753	391	3051	Incl.
Scudo, 5-dr, Van with fixpoint, 07-	7531	3911	3055	Incl.	753	391	3051	Incl.
Strada, 2-dr, Pickup, 04-					No fit			
Strada, 2-dr, Pickup, with roof railing, extended 04-					757	390		Incl.
Strada, 2-dr, Pickup with roof railing, 04-					No fit			
Ulysse, 5-dr, MPV with T-profile,94-01, 02-					753	391	3035	Incl.
FORD								
Ranger, 2-dr, Single cab, 98-02,03-	754	391	1292	544				
Ranger, 4-dr, Double cab, 98-02,03-					754	391	1292	544
Ranger, 4-dr, Super cab, 98-02,03-					754	391	1292	544

3x*				4x*					Max load (kg)		
Foot	Bar	Kit	Lock	Foot	Bar	Kit	SRA	Lock	2 bars	3 bars	4 bars
									100		
									100		
									50		
7531+751	3911+391	3072+3072	Incl.						100	150	
7531+753	391+3911	3035+3035	Incl.	753+753	391+391	3035+3035		Incl.	100	150	200
				753+753	391+391	3048+3023		Incl.	100		200
				753+753	391+391	3048+3023		Incl.	100		200
				753+753	391+391	3048+3023		Incl.	100		200
7531+753	3911+391	3055+3051	Incl.	753+753	391+391	3055+3051		Incl.	100	150	200
7531+753	3911+391	3055+3051	Incl.	753+753	391+391	3055+3051		Incl.	100	150	200
7531+753	391+3911	3035+3035	Incl.	753+753	391+391	3035+3035		Incl.	100	150	200
7531+753	3931+393	3054+3054	Incl.	753+753	393+393	3054+3054		Incl.	100	150	200
7531+753	3931+393	3054+3054	Incl.	753+753	393+393	3054+3054		Incl.	100	150	200
7531+753	3931+393	3054+3054	Incl.	753+753	393+393	3054+3054		Incl.	100	150	200
7511+751	3931+393	3031+3031	Incl.	751+751	393+393	3031+3031		Incl.	100	150	200
									30		
									60		
				753+753	391+391	3048+3023		Incl.	100		200
				753+753	391+391	3048+3023		Incl.	100		200
				753+753	391+391	3048+3023		Incl.	100		200
7531+753	3921+392	3055+3051	Incl.	753+753	392+392	3055+3051		Incl.	100	150	200
7531+753	3921+392	3055+3051	Incl.	753+753	392+392	3055+3051		Incl.	100	150	200
7531+751	3911+391	3070+3070	Incl.						100	150	
									75		
7511+753	3921+392	3076+3021	Incl.						75	112	
7511+753	3921+392	3076+3021	Incl.						75	112	
7511+753	3921+392	3076+3021	Incl.						75	112	
7511+753	3921+392	3076+3021	Incl.						75	112	
									100		
7511+753	3911+391	3088+3088	Incl.						100	150	
									100		
7531+753	3931+393	3054+3054	Incl.	753+753	393+393	3054+3054		Incl.	100	150	200
7531+753	3931+393	3054+3054	Incl.	753+753	393+393	3054+3054		Incl.	100	150	200
7531+753	3931+393	3054+3054	Incl.	753+753	393+393	3054+3054		Incl.	100	150	200
7511+751	3931+393	3031+3031	Incl.	751+751	393+393	3031+3031		Incl.	100	150	200
									30		
									60		
7531+751	3911+391	3070+3070	Incl.						100	150	
									100		
				753+753	391+391	3048+3023		Incl.	100		200
				753+753	391+391	3048+3023		Incl.	100		200
				753+753	391+391	3048+3023		Incl.	100		200
7531+753	3911+391	3055+3051	Incl.	753+753	391+391	3055+3051		Incl.	100	150	200
7531+753	3911+391	3055+3051	Incl.	753+753	391+391	3055+3051		Incl.	100	150	200
									100		
7531+753	391+3911	3035+3035	Incl.	753+753	391+391	3035+3035		Incl.	100	150	200
									25		
									50		
									50		

CAR MAKE	1X*				2X*			
	Foot	Bar	Kit	Lock	Foot	Bar	Kit	Lock
Connect Tourneo, 5-dr, Van with fixpoint, 03-					753	392	3021	Incl.
Connect Transit, 4-dr, Van with fixpoint, 03-					753	392	3021	Incl.
Transit, 120/130/160/190, 75-85	9522	3931		527	9522	393		527
Transit, 120/130/160/190, 86-99	9512	3931		527	9512	393		527
Transit, 2-dr, Pickup, 00-05, 06-	9512	3931		527				
Transit, 4-dr, Double cab, 00-05, 06-	9512	3931		527	9512	393		527
Transit, 5-dr Van, 00-05	9522	3931		527	9522	393		527
Transit, 5-dr Van (normal roof), 06-	9512	3931		527	9512	393		527
Transit, 5-dr Van, medium, large, jumbo (high roof), 06-	9522	3931		527	9522	393		527
Transit, 5-dr Van, short (high roof), 06-					No fit			
Transit, 5-dr Van, (extra high roof), 06-					No fit			

GREAT WALL

V240, 4-dr Double Cab, 09-	754	3911	1461	544	754	391	1461	544
Steed, 4-dr Double Cab, 09-	754	3911	1461	544	754	391	1461	544
Wingle, 4-dr Double Cab, 06-	754	3911	1461	544	754	391	1461	544

HYUNDAI

H-1, 4-dr, Van with roof railing, 97-07					757	390		Incl.
H-1, 4-dr, Van , 97-07								See info kit 2126
Starex, 5-dr, Van with roof railing, 97-07					757	390		Incl.
Starex, 5-dr, Van, 97-07								See info kit 2126
H-1, 5-dr, van with roof railing 08-					775	392		Incl.
H-1, 5-dr, Van 08-					754	393	1475	544
iLoad, 5-dr, Van 08-					754	393	1475	544
Starex, 5-dr, Bus , 08-					754	393	1475	544

ISUZU

D-Max Rodeo, 4-dr Double cab, 02-					754	391	1461	544
D-Max Rodeo, 2-dr Singel cab, 02-					754	391	1494	544

IVECO

Daily, 3-dr, Van with fixpoint, 99-	7531	3931	3054	Incl.	753	393	3054	Incl.
Daily, 4-dr, Van with fixpoint, 99-	7531	3931	3054	Incl.	753	393	3054	Incl.
Daily, 5-dr, Van with fixpoint, 99-	7531	3931	3054	Incl.	753	393	3054	Incl.

LANCIA

Phedra, 5-dr, MPV with T-profile, 02-					753	391	3035	Incl.
Zeta, 5-dr, MPV with T-Profile, 94-01					753	391	3035	Incl.

LDV

Maxus 4-dr, Van, 05-	7511	3931	3052	Incl.	751	393	3052	Incl.
----------------------	------	------	------	-------	-----	-----	------	-------

MAZDA

B-serie, 2-dr, Single cab, 98-	754	3921	1292	544				
B-serie, 4-dr, Double cab, 98-					754	3921	1292	544
BT 50, 4-dr, Double cab, 07-					754	392	1292	544
BT 50, 2-dr, Single Cab, 07-	754	3921	1292	544				
BT 50, 4-dr, Crew cab, 07-					754	392	1292	544
Freestyle, 4-dr, Double cab, 03-					754	392	1292	544
Pickup B 2000, 2-dr, Pickup, 95-05	9511	3921		527				

MERCEDES

Sprinter, 4-dr, Van, 95-05					9521	394		527
Sprinter, 4-dr, Van, 95-05, with extra high roof					No fit			
Sprinter, 4-dr, Van with T-profile, high roof, 06-	7531	3931	3062	Incl.	753	393	3062	Incl.
Sprinter, 4-dr, Van with T-profile, Extra high roof, 06-					No fit			
Sprinter, 4-dr, Van with fixpoint, 06-	7531	3931	3032	Incl.	753	393	3032	Incl.
Sprinter, 4-dr, Van with fixpoint, High roof, 06-	7531	3931	3032	Incl.	753	393	3032	Incl.

3x*				4x*					Max load (kg)		
Foot	Bar	Kit	Lock	Foot	Bar	Kit	SRA	Lock	2 bars	3 bars	4 bars
									75		
									75		
9522+9522	3931+393		527	9522+9522	393+393			527	100	150	200
9512+9512	3931+393		527	9512+9512	393			527	100	150	200
									50		
									100		
9522+9522	3931+393		527	9522+9522	393+393			527	100	150	200
9512+9512	3931+393		527	9512+9512	393+393			527	100	150	200
9522+9522	3931+393		527	9522+9522	393+393			527	100	150	200
									60		
									60		
									60		
									100		
									100		
									75		
				754+754	393+393	1637+1475	774	588	60		80
				754+754	393+393	1637+1475	774	588	60		80
				754+754	393+393	1637+1475	774	588	60		80
									60		
									50		
7531+753	3931+393	3054+3054	Incl.	753+753	393+393	3054+3054		Incl.	100	150	200
7531+753	3931+393	3054+3054	Incl.	753+753	393+393	3054+3054		Incl.	100	150	200
7531+753	3931+393	3054+3054	Incl.	753+753	393+393	3054+3054		Incl.	100	150	200
				753+753	391+391	3035+3035		Incl.	100		200
				753+753	391+391	3035+3035		Incl.	100		200
7511+751	3931+393	3052+3052	Incl.	751+751	393+393	3052+3052		Incl.	75	112	150
									25		
									50		
									50		
									25		
									50		
									50		
									25		
				9521+9521	394+394			527	100		200
7531+753	3931+393	3062+3062	Incl.	753+753	393+393	3062+3062		Incl.	100	150	200
7531+753	3931+393	3032+3032	Incl.	753+753	393+393	3032+3032		Incl.	100	150	200
7531+753	3931+393	3032+3032	Incl.	753+753	393+393	3032+3032		Incl.	100	150	200

CAR MAKE	1X*				2X*			
	Foot	Bar	Kit	Lock	Foot	Bar	Kit	Lock
Sprinter, 4-dr, Van with fixpoint, extra high roof, 06-					No fit			
Vario, 5-dr, Van					No fit			
Vito, 4-dr Van with T-profile, 96-03, 04-	7531	3931	3084	Incl.	753	393	3084	incl.
Vito, 4-dr, Van with fixpoint, 04-	7531	3931	3029	Incl.	753	393	3029	Incl.
Vito, 4-dr Van with roof railing, 97-					775	392		Incl.
Viano, 5-dr MPV, with T-profile, 96-03, 04-	7531	3931	3084	Incl.	753	393	3084	incl.
Viano, 5-dr, MPV, With fixpoint, 04-	7531	3931	3029	Incl.	753	393	3029	Incl.
Viano, 5-dr, MPV, With roof railing, 97-					775	392		incl
Vaneo, 5-dr, MPV with roof railing, 02-					757	391		Incl.

MITSUBISHI

Delica, 5-dr, Van, 83-94					9511	392		527
Delica, 5-dr, Van, high roof 83-94					9521	392		527
L200, 2-dr, Pickup, extended, 98-05	754	3921	1116	544	754	392	1116	544
L200, 2-dr, Pickup, 98-05	754	3921	1116	544				
L200, 4-dr, Double cab, 00-05					754	392	1236	544
L200, 4-dr, Double cab, 98-99					754	392	1116	544
L200, 2-dr, Pickup, extended, 05-					754	391	1401	544
L200, 4-dr, Double cab, 05-					754	391	1400	544
L300, 5-dr, Van, 81-02					9521	392		527

NISSAN

Interstar, 4-dr, Van with fixpoint, 02-10	7531	3931	3045	Incl.	753	393	3045	Incl.
Interstar, 5-dr, Van with fixpoint, 02-10	7531	3931	3045	Incl.	753	393	3045	Incl.
Interstar, 4-dr, Van with fixpoint, 10-	7531	3921	3096	Incl.	753	392	3096	Incl.
Interstar, 5-dr, Van with fixpoint, 10-	7531	3921	3096	Incl.	753	392	3096	Incl.
King Cab, 4-dr Pickup double cab D22, 89-97, 98-01, 02-05					754	391	1086	544
Kingcab, 4-dr Crew cab D40, 05-					754	391	1408	544
Kingcab, 2-dr Single cab D40, 05-	754	3911	1408	544				
Kingcab, 4-dr Double cab D40, 05-					754	391	1430	544
Navara, 4-dr Double cab D40, 05-					754	391	1430	544
NV 200, 4-dr Van, 09-	7531	391	3085	Incl.	753	391	3085	Incl.
NP 300, 4-dr Crew cab, 09-					754	391	1086	544
NP 300, 2-dr Single cab, 09-	754	3911	1086	544				
NP 300, 4-dr Double cab, 09-					754	391	1086	544
Kubistar, 5-dr, Van with fixpoint, 04-					753	391	3021	Incl.
Primastar, 4-dr, Van with fixpoint, 02-	7531	3931	3047	Incl.	753	393	3046	Incl.
Primastar, 5-dr, Van with fixpoint, 02-	7531	3931	3047	Incl.	753	393	3046	Incl.
Primastar, 5-dr, Van with fixpoint, High roof 01-	7531	3921	3046	Incl.	753	392	3046	Incl.

OPEL/Vauxhall

Combo, 3-dr, Van with fixpoint, 02-					753	391	3006	Incl.
Combo, 4-dr, Van with fixpoint, 02-					753	391	3006	Incl.
Combo, 5-dr, Van with fixpoint, 02-					753	391	3006	Incl.
Combo tour, 4-dr, Van with fixpoint, 02-					753	391	3006	Incl.
Combo tour, 5-dr, Van with fixpoint, 02-					753	391	3006	Incl.
Movano, 4-dr, Van with fixpoint, 98-03, 04-06, 07-10	7531	3931	3045	Incl.	753	393	3045	Incl.
Movano, 5-dr, Van with fixpoint, 98-03, 04-06, 07-10	7531	3931	3045	Incl.	753	393	3045	Incl.
Movano, 4-dr, Van with fixpoint, 10-	7531	3921	3096	Incl.	753	392	3096	Incl.
Movano, 5-dr, Van with fixpoint, 10-	7531	3921	3096	Incl.	753	392	3096	Incl.
Vivaro, 2-dr, Single cab with fixpoint, 01-	7531	3931	3047	Incl.				
Vivaro, 4-dr, Van with fixpoint, 01-	7531	3931	3047	Incl.	753	393	3046	Incl.
Vivaro, 5-dr, Van with fixpoint, 01-	7531	3931	3047	Incl.	753	393	3046	Incl.
Vivaro, 5-dr, Van with fixpoint, High roof 01-	7531	3921	3046	Incl.	753	392	3046	Incl.

PEUGEOT

806, 5-dr, MPV with T-profile, 94-01					753	391	3035	Incl.
807, 5-dr, MPV with T-profile, 02-					753	391	3035	Incl.
Boxer, 3-dr, Van with fixpoint, 95-01, 02-06	7531	3931	3054	Incl.	753	393	3054	Incl.

3x*				4x*					Max load (kg)		
Foot	Bar	Kit	Lock	Foot	Bar	Kit	SRA	Lock	2 bars	3 bars	4 bars
7531+751	3931+393	3084+3084	Incl.	753+751	393+393	3084+3084		incl.	100	150	200
7531+751	3931+393	3029+3058	Incl.	753+751	393+393	3058+3029		Incl.	100	150	200
7531+751	3931+393	3084+3084	Incl.	753+751	393+393	3084+3084		incl.	100	150	200
7531+751	3931+393	3029+3029	Incl.	753+751	393+393	3058+3029		Incl.	100	150	200
									100		
									100		
									100		
									30		
									30		
									75		
									75		
									50		
									50		
				9521+9521	392+392			527	100		200
7531+753	3931+393	3045+3045	Incl.	753+753	393+393	3045+3045		Incl.	100	150	200
7531+753	3931+393	3045+3045	Incl.	753+753	393+393	3045+3045		Incl.	100	150	200
7531+753	3921+392	3096+3096	Incl.	753+753	392+392	3096+3096		Incl.	100	150	200
7531+753	3921+392	3096+3096	Incl.	753+753	392+392	3096+3096		Incl.	100	150	200
									75		
									75		
									30		
									75		
									30		
7531+753	3911+391	3085+3085	Incl.						100	150	
									75		
									30		
									75		
									75		
7531+753	3931+393	3047+3046	Incl.	753+753	393+393	3047+3046		Incl.	100	150	200
7531+753	3931+393	3047+3046	Incl.	753+753	393+393	3047+3046		Incl.	100	150	200
7531+753	3921+392	3046+3046	Incl.	753+753	392+392	3046+3046		Incl.	100	150	200
									75		
									75		
									75		
									75		
7531+753	3931+393	3045+3045	Incl.	753+753	393+393	3045+3045		Incl.	100	150	200
7531+753	3931+393	3045+3045	Incl.	753+753	393+393	3045+3045		Incl.	100	150	200
7531+753	3921+392	3096+3096	Incl.	753+753	392+392	3096+3096		Incl.	100	150	200
7531+753	3921+392	3096+3096	Incl.	753+753	392+392	3096+3096		Incl.	100	150	200
									50		
7531+753	3931+393	3047+3046	Incl.	753+753	393+393	3047+3046		Incl.	100	150	200
7531+753	3931+393	3047+3046	Incl.	753+753	393+393	3047+3046		Incl.	100	150	200
7531+753	3921+392	3046+3046	Incl.	753+753	392+392	3046+3046		Incl.	100	150	200
									100		
									100		
7531+753	3931+393	3054+3054	Incl.	753+753	393+393	3054+3054		Incl.	100	150	200

CAR MAKE	1X*				2X*			
	Foot	Bar	Kit	Lock	Foot	Bar	Kit	Lock
Boxer, 4-dr, Van with fixpoint, 95-01, 02-06	7531	3931	3054	Incl.	753	393	3054	Incl.
Boxer, 5-dr, Van with fixpoint, 95-01, 02-06	7531	3931	3054	Incl.	753	393	3054	Incl.
Boxer, 4-dr, Van with fixpoint, 06-	7531	3931	3031	Incl.	753	393	3031	Incl.
Boxer, 2-dr, Single cab, 06-	754	3931	1439	544				
Boxer, 4-dr, Double cab, 06-					754	393	1439	544
Expert, 3-dr, Van with fixpoint, 97-06					753	391	3023	Incl.
Expert, 4-dr, Van with fixpoint, 97-06					753	391	3023	Incl.
Expert, 5-dr, Van with fixpoint, 97-06					753	391	3023	Incl.
Expert, 4-dr, Van with fixpoint, 07-	7531	3911	3055	Incl.	753	391	3051	Incl.
Expert, 5-dr, Van with fixpoint, 07-	7531	3911	3055	Incl.	753	391	3051	Incl.
Partner, 3/4/5-dr, Van, 97-07					754	391	1184	544
Partner, 3/4/5-dr, Van, 08-	7531	3911	3072	Incl.	751	391	3072	Incl.
Bipper, 3/4/5-dr, Van with fixpoint, 08-	7531	3911	3070	Incl.	751	391	3070	Incl.
Bipper, 3/4/5-dr, Van with roof railing, 08-					775	391		incl
Partner air, 5-dr, MPV with roof railing, 01-					757	391		Incl.
Ranch, 3-dr, Van, 97-					754	392	1184	544
Ranch, 4-dr, Van, 97-					754	392	1184	544
Ranch, 5-dr, Van, 97					754	392	1184	544

RENAULT

Kangoo, 5-dr, Van with fixpoint, 98-07, 08-					753	391	3021	Incl.
Kangoo Maxi, 5-dr, Van with fixpoint, 10-	7511	3911	3021	Incl.	753	391	3021	Incl.
Kangoo, 5-dr, Van with Railing, 98-07					757	390		Incl.
Kangoo, 5-dr, Van with Railing, 08-					775	391		Incl.
Master, 4-dr, Van with fixpoint 98-03, 04-06, 07-10	7531	3931	3045	Incl.	753	393	3045	Incl.
Master, 5-dr, Van with fixpoint 98-03, 04-06, 07-10	7531	3931	3045	Incl.	753	393	3045	Incl.
Master, 4-dr, Van with fixpoint (MKIII)10-	7531	3921	3096	Incl.	753	392	3096	Incl.
Master, 5-dr, Van with fixpoint (MKIII) 10-	7531	3921	3096	Incl.	753	392	3096	Incl.
Trafic, 2-dr, Single cab with fixpoint, 01-	7531	3931	3047	Incl.				
Trafic, 4-dr, Van with fixpoint, 01-	7531	3931	3047	Incl.	753	393	3046	Incl.
Trafic, 5-dr, Van with fixpoint, 01-	7531	3931	3047	Incl.	753	393	3046	Incl.
Trafic, 5-dr, Van with fixpoint, High roof 01-	7531	3921	3046	Incl.	753	392	3046	Incl.

SSANGYONG

Actyon, 4-dr Double Cab, 06-	754	3921	1448	544	754	392	1448	544
------------------------------	-----	------	------	-----	-----	-----	------	-----

SEAT

Inca (Mk.I), 3-dr, Van with fixpoint, 96-03					753	391	3007	Incl.
Inca (Mk.I), 3-dr, Estate with fixpoint, 96-03					753	391	3007	Incl.

SUZUKI

Super carry, 5-dr, Van, 86-98	9521	3931		527	9521	393		527
-------------------------------	------	------	--	-----	------	-----	--	-----

TOYOTA

Hi ace, 5-dr, Van, 83-95	9521	3931		527	9521	393		527
Hi ace, 5-dr, Van, 96-06, 07-	7531	3921	3043	Incl.	753	392	3043	Incl.
Hi lux, 2-dr, Pickup, extended, 87-95	754	3921	1118	544				
Hi lux, 2-dr, Pickup, extended, 98-04	754	3921	1083	544	754	392	1083	544
Hi lux, 2-dr, Pickup, 98-04	754	3921	1083	544				
Hi lux, 2-dr, Single cab, 05-	754	3921	1348	544				
Hi lux, 4-dr, Double cab, 05-					754	392	1350	544
Hi lux, 4-dr, Double cab, 98-04					754	392	1083	544

VOLKSWAGEN

Amarok, 4-dr Double Cab 10-	7531	3911	3087	Incl.	753	391	3087	Incl.
Amarok, 2-dr Single Cab 10-	7531	3911	3087	Incl.	753	391	3087	Incl.
Caddy (Mk.II), 3-dr, Van with fixpoint, 98-03					753	391	3007	Incl.
Caddy (Mk.II), 3-dr, Estate with fixpoint, 96-03					753	391	3007	Incl.
Caddy (Mk.III), 4-dr, Van with fixpoint, 04-					753	391	3022	Incl.
Caddy (Mk.III), 5-dr, Van with fixpoint, 04-					753	391	3022	Incl.

3x*				4x*					Max load (kg)		
Foot	Bar	Kit	Lock	Foot	Bar	Kit	SRA	Lock	2 bars	3 bars	4 bars
7531+753	3931+393	3054+3054	Incl.	753+753	393+393	3054+3054		Incl.	100	150	200
7531+753	3931+393	3054+3054	Incl.	753+753	393+393	3054+3054		Incl.	100	150	200
7531+753	3931+393	3031+3031	Incl.	753+753	393+393	3031+3031		Incl.	100	150	200
									30		
									60		
				753+753	391+391	3048+3023		Incl.	100		200
				753+753	391+391	3048+3023		Incl.	100		200
				753+753	391+391	3048+3023		Incl.	100		200
7531+753	3911+391	3055+3051	Incl.	753+753	391+391	3055+3051		Incl.	100	150	200
7531+753	3911+391	3055+3051	Incl.	753+753	391+391	3055+3051		Incl.	100	150	200
									50		
7531+751	3911+391	3072+3072	Incl.						100	150	
7531+751	3911+391	3070+3070	Incl.						100	150	
									75		
									75		
									50		
									50		
									50		
									75		
7511+753	3911+391	3021+3021	Incl.						75		
									75	125	
									100		
									100		
7531+753	3931+393	3045+3045	Incl.	753+753	393+393	3045+3045		Incl.	100	150	200
7531+753	3931+393	3045+3045	Incl.	753+753	393+393	3045+3045		Incl.	100	150	200
7531+753	3921+392	3096+3096	Incl.	753+753	392+392	3096+3096		Incl.	100	150	200
7531+753	3921+392	3096+3096	Incl.	753+753	392+392	3096+3096		Incl.	100	150	200
									50		
7531+753	3931+393	3047+3046	Incl.	753+753	393+393	3047+3046		Incl.	100	150	200
7531+753	3931+393	3047+3046	Incl.	753+753	393+393	3047+3046		Incl.	100	150	200
7531+753	3921+392	3046+3046	Incl.	753+753	392+392	3046+3046		Incl.	100	150	200
									75		
									75		
									75		
9521	3931		527	9521	393			527	100	150	200
9521	3931		527	9521	393			527	100	150	200
7511+753	3921+392	3043+3060	Incl.	7531+753+7511	392+392	3043+3060		Incl.	100	150	200
									37,5		
									30		
									30		
									25		
									50		
									60		
									75	112	
									75	112	
									75		
									75		
									100		
									100		

CAR MAKE	1X*				2X*			
	Foot	Bar	Kit	Lock	Foot	Bar	Kit	Lock
Caddy (Mk.III), 4-dr, Estate with fixpoint, 04-					753	391	3022	Incl.
Caddy (Mk.III), 5-dr, Estate with fixpoint, 04-					753	391	3022	Incl.
Caddy (Mk.III), 3-dr, Van with railing, 10-	775	3911		Incl.	775	391		incl
Caddy Maxi 3-dr Van with railing, 10-	775	3911			775	391		
Caddy Maxi 4-dr van With fixpoint 08-	7511	3911	3022	Incl.	753	391	3022	Incl.
Crafter, 4-dr, Van with T-profile, 06-	7531	3931	3062	Incl.	753	393	3062	Incl.
Crafter, 4-dr, Van with T-profile, high roof, 06-	7531	3931	3062	Incl.	753	393	3062	Incl.
Crafter, 4-dr, Van with T-profile, extra high roof, 06					No fit			
Crafter, 4-dr, Van with fixpoint, 06-	7531	3931	3032	Incl.	753	393	3032	Incl.
Crafter, 4-dr, Van with fixpoint, high roof, 06-	7531	3931	3032	Incl.	753	393	3032	Incl.
Crafter, 4-dr, Van with fixpoint, extra high roof, 06-					No fit			
LT, 4-dr, Van, high roof, 97-02	9531	3951		527	9531	395		527
Transporter (T4), 91-96, 97-02	754	3931	1572	544	754	393	1572	544
Transporter (T4), high roof, 91-96, 97-02					No fit			
Transporter (T5), 4-dr, Double cab with fixpoint, 03-					751	392	3034	Incl.
Transporter (T5), 4-dr, Van with T-profile, 03-	7511	3921	3044	Incl.	751	392	3034	Incl.
Transporter (T5), 4-dr, Van with fixpoint, 03-	7511	3921	3044	Incl.	751	392	3034	Incl.
Transporter (T5), Van, high roof, 03-					No fit			
Transporter (T5), Van, extra high roof, 03-					No fit			

3x*				4x*					Max load (kg)		
Foot	Bar	Kit	Lock	Foot	Bar	Kit	SRA	Lock	2 bars	3 bars	4 bars
									100		
									100		
775+775	3911+391		Incl						100	150	
775+775	3911+391								100	150	
7511+753	3911+391	3022+3022	Incl.						100	150	
7531+753	3931+393	3062+3062	Incl.	753+753	393+393	3062+3062		Incl.	100	150	200
7531+753	3931+393	3062+3062	Incl.	753+753	393+393	3062+3062		Incl.	100	150	200
7531+753	3931+393	3032+3032	Incl.	753+753	393+393	3032+3032		Incl.	100	150	200
7531+753	3931+393	3032+3032	Incl.	753+753	393+393	3032+3032		Incl.	100	150	200
9531+9531	3951+395		527	9531+9531	395+395			527	100	150	200
754+754	3931+393	1572+1572	588	754+754	393+393	1572+1572		588	50	75	100
									100		
7511+751	3921+392	3044+3034	Incl.	751+751	392+392	3044+3034		Incl.	100	150	200
7511+751	3921+392	3044+3034	Incl.	751+751	392+392	3044+3034		Incl.	100	150	200

Smart, safe and robust bike carriers that you easily fit on the rear door

These carriers can easily be mounted on the rear door with quick-mount attachments. Rubber frame holders keep the bikes firmly in place and protect the frames from scratches. When not in use, simply fold and store the carrier in the car or garage. For those who want to carry their bikes inside the car, we have got a smart solution for that too.

68.1



Thule ClipOn High 9105/9106

A fast-mounted and convenient bike carrier with a high position that keeps the rear lights visible.

- Easy to mount to the rear door with a unique snap-on system and patented locking mechanism.
- Elevated position leaves rear-lights and license plates visible on most cars.
- All parts in contact with the car and bikes are coated with rubber for extra protection.
- Quickly folds up for easy storage.
- Extendable wheel trays.

68.2



Thule BackPac 973

Special carrier for transporting bikes on MPVs and jeeps.

- Position keeps the rear lights and the license plate visible.
- Detachable and easy-to-move frame holders.
- Carries up to two bikes, or three to four bikes with an adapter.
- All parts in contact with the car and bikes are coated with rubber for extra protection.
- Bikes lockable to carrier, carrier lockable to car with Thule Lock 567.

68.3



Thule ClipOn 9103/9104

A fast-mounted carrier for stable transport of up to three bikes.

- Easy to mount onto the rear door with a unique snap-on system.
- All parts in contact with the car and bikes are coated with rubber for extra protection.
- Adjustable quick release straps hold the wheels securely in place.
- Quickly folds up for easy storage.

68.4



Thule FreeWay 968

Reasonably priced alternative, mainly for Sedan cars.

- Easy to mount onto the rear door.
- All parts in contact with the car and bikes are coated with rubber for extra protection.

68.5



Thule Indoor 592

Bike carrier for those who want to transport their bike inside the car.

- The safest way of transporting bikes inside your car.
- Superior safety and stability.
- Indoor 592 carries 2 bikes. Combined with Indoor 593, 3 bikes can be transported (dep. on car, please see Guide)

We have tested all the listed recommendations individually

Please note that if you don't find your car in this guide, it may have several reasons:

1. Your car has a plastic/weak/large spoiler
2. Your car has a plastic or a divided rear door
3. The car manufacturer does not allow the fitting of rear door carriers (e.g. Golf VI)
4. Your car is very new on the market (less than 6 months)

Please always check online at www.thule.com

Car manufacturers market their models with different features in different countries around the world e.g. a chrome part or spoiler is added on the rear door. Due to weakness in plastic spoilers, rear door carriers are not allowed to be used on these cars, even if they are recommended in this guide. Thule does everything to take this into consideration but can not be held liable for these local deviations.

69.1

REAR DOOR MOUNTED BIKE CARRIERS		2	3	4	5	6
ALFA ROMEO	147, 3/5-dr Hatchback, 01-03	ClipOn 9103	✓	✓	Lock 538	Lightboard 976 recommended
ALFA ROMEO	147, 3/5-dr Hatchback, 01-03	ClipOn High 9105	✓		✓	Not needed
ALFA ROMEO	147, 3/5-dr Hatchback, 01-03	Freeway 968	✓	✓	Lock 538	Lightboard 976 recommended
ALFA ROMEO	147, 3/5-dr Hatchback, 04→	ClipOn 9103	✓	✓	Lock 538	Lightboard 976 recommended
ALFA ROMEO	147, 3/5-dr Hatchback, 04→	ClipOn High 9105	✓		✓	Not needed
ALFA ROMEO	147, 3/5-dr Hatchback, 04→	Freeway 968	✓	✓	Lock 538	Lightboard 976 recommended
AUDI	100 Avant, 5-dr Estate, 92-94	BackPac 973	973-17	973-23	✓	Not needed

1 Look up your car make, model type and year.

2 This is the Thule Bike Carrier model you need.

3 To fit it to your car, you need an Adapter Kit for some carriers.

4 Here you can see if you need an extension adapter to fit additional bikes.


5 If a lock for the bikes is not included, we recommend securing them with our Thule Cable lock 538.

6 Depending on the car model, tail lights and turn signals as well as the license plate can be covered. In this case we highly recommend to use our Thule Lightboard 976 to replace them.


69.2

Accessories


Thule Knob lockable 526/527
Locks bike frame holders on rear mounted bike carriers.(if not standard)
526 = 2 pack. 527= 4 pack.




Thule Cable lock 538
Plastic coated, 180 cm long steel cable that locks almost anything. With lock protection.




Thule Wheel adapter 9772
Special protection for road bikes and mountain bikes. Place between the strap and the rim. Protects the rim on mountain bikes and helps secure the wheels of road bikes.




Thule Bike frame adapter 981/982
For easiest possible fitting of bikes with non-standard frames, as well as lady and BMX bikes. 981 for carriers with bikes hanging (e.g. ClipOn, FreeWay, HangOn, Xtream) and 982 for carriers with bikes standing on a platform.




Thule Lightboard 976
Substitutes the most important rear lights on your car. Easily fitted with adapter 9761 (Thule HangOn, and Thule Xpress), or by using straps (Thule BoltOn).

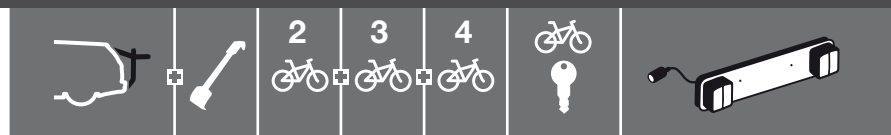


Thule One-Key System
Avoid the hassle of several different keys, upgrade to Thule One-Key System and get one key for all Thule products.




Need to transport one or two extra bikes?
Add adapter 973-23 and 973-24
With adapter 973-23 the capacity of Thule BackPac increases from two to three bikes and with adapter 973-24 from three to four bikes.



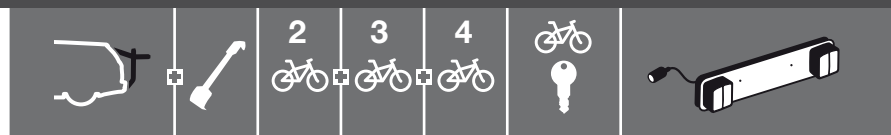


				2	3	4		
ALFA ROMEO	147, 3/5-dr Hatchback, 01-03	ClipOn 9103		✓	✓		Lock 538	Lightboard 976 recommended
ALFA ROMEO	147, 3/5-dr Hatchback, 01-03	ClipOn High 9105		✓			✓	Not needed
ALFA ROMEO	147, 3/5-dr Hatchback, 01-03	Freeway 968		✓	✓		Lock 538	Lightboard 976 recommended
ALFA ROMEO	147, 3/5-dr Hatchback, 04-	ClipOn 9103		✓	✓		Lock 538	Lightboard 976 recommended
ALFA ROMEO	147, 3/5-dr Hatchback, 04-	ClipOn High 9105		✓			✓	Not needed
ALFA ROMEO	147, 3/5-dr Hatchback, 04-	Freeway 968		✓	✓		Lock 538	Lightboard 976 recommended
AUDI	80, 4-dr Sedan, 92-95	Freeway 968		✓	✓		Lock 538	Lightboard 976 recommended
AUDI	80 Avant, 5-dr Estate, 92-95	BackPac 973	973-17	✓	973-23		✓	Not needed
AUDI	100 Avant, 5-dr Estate, 92-94	BackPac 973	973-17	✓	973-23		✓	Not needed
AUDI	A3, 3-dr Hatchback, 03-	ClipOn 9103		✓	✓		Lock 538	Lightboard 976 recommended
AUDI	A3, 3-dr Hatchback, 03-	ClipOn High 9105		✓			✓	Not needed
AUDI	A3, 3-dr Hatchback, 96-02	BackPac 973	973-15	✓	973-23		✓	Not needed
AUDI	A3, 3-dr Hatchback, 96-02	ClipOn 9103		✓	✓		Lock 538	Lightboard 976 recommended
AUDI	A3, 3-dr Hatchback, 96-02	ClipOn High 9105		✓			✓	Not needed
AUDI	A3, 3-dr Hatchback, 96-02	Freeway 968		✓	✓		Lock 538	Lightboard 976 recommended
AUDI	A3, 5-dr Hatchback, 99-03	BackPac 973	973-15	✓	973-23		✓	Not needed
AUDI	A3, 5-dr Hatchback, 99-03	ClipOn 9103		✓	✓		Lock 538	Lightboard 976 recommended
AUDI	A3, 5-dr Hatchback, 99-03	ClipOn High 9105		✓			✓	Not needed
AUDI	A3, 5-dr Hatchback, 99-03	Freeway 968		✓	✓		Lock 538	Lightboard 976 recommended
AUDI	A3 Sportback, 5-dr Hatchback, 04-	BackPac 973	973-17	✓	973-23		✓	Lightboard 976 recommended
AUDI	A3 Sportback, 5-dr Hatchback, 04-	ClipOn 9103	9115	✓	✓		Lock 538	Lightboard 976 recommended
AUDI	A3 Sportback, 5-dr Hatchback, 04-	ClipOn High 9105	9115	✓			✓	Not needed
AUDI	A4 Avant, 5-dr Estate, 96-01	ClipOn 9103		✓	✓		Lock 538	Lightboard 976 recommended
AUDI	A4 Avant, 5-dr Estate, 96-01	BackPac 973	973-16	✓	973-23		✓	Not needed
AUDI	A4 Avant, 5-dr Estate, 02-04	ClipOn 9103		✓	✓		Lock 538	Lightboard 976 recommended
AUDI	A4 Avant, 5-dr Estate, 02-04	ClipOn High 9105		✓			✓	Not needed
AUDI	A4 Avant, 5-dr Estate, 02-04	Freeway 968		✓	✓		Lock 538	Lightboard 976 recommended
AUDI	A4 Avant, 5-dr Estate, 02-04	BackPac 973	973-15	✓	973-23		✓	Not needed
AUDI	A4 Avant, 5-dr Estate, 05-07	ClipOn 9103		✓	✓		Lock 538	Lightboard 976 recommended
AUDI	A4 Avant, 5-dr Estate, 05-07	ClipOn High 9105		✓			✓	Not needed
AUDI	A4 Avant, 5-dr Estate, 05-07	BackPac 973	973-17	✓	973-23		✓	Not needed
AUDI	A4 Avant, 5-dr Estate, 05-07	BackPac 973	973-17	✓			✓	Not needed
AUDI	A4 Avant, 5-dr Estate, 08-	ClipOn 9103		✓	✓		Lock 538	Lightboard 976 recommended
AUDI	A4 Avant, 5-dr Estate, 08-	ClipOn High 9105		✓			✓	Not needed
AUDI	A4 Avant, 5-dr Estate, 08-	BackPac 973	973-17	✓	973-23		✓	Not needed
AUDI	A4, 4-dr Sedan, 95-00	Freeway 968		✓	✓		Lock 538	Lightboard 976 recommended
AUDI	A6 Avant, 5-dr Estate, 94-97	ClipOn 9104		✓	✓		Lock 538	Lightboard 976 recommended
AUDI	A6 Avant, 5-dr Estate, 94-97	ClipOn High 9106		✓			✓	Not needed
AUDI	A6 Avant, 5-dr Estate, 94-97	Freeway 968		✓	✓		Lock 538	Lightboard 976 recommended
AUDI	A6 Avant, 5-dr Estate, 98-04	Freeway 968		✓	✓		Lock 538	Lightboard 976 recommended
AUDI	A6 Avant, 5-dr Estate, 05-	ClipOn 9104	9115	✓	✓		Lock 538	Lightboard 976 recommended
AUDI	A6 Avant, 5-dr Estate, 05-	Freeway 968		✓	✓		Lock 538	Lightboard 976 recommended
AUDI	A6 Avant, 5-dr Estate, 05-	ClipOn High 9106	9115	✓			✓	Not needed
AUDI	A6, 4-dr Sedan, 94-96	Freeway 968		✓	✓		Lock 538	Lightboard 976 recommended
AUDI	A4 Allroad, 5-dr Estate, 09-	ClipOn 9103		✓	✓		Lock 538	Lightboard 976 recommended
AUDI	A4 Allroad, 5-dr Estate, 09-	ClipOn High 9105		✓			✓	Not needed
AUDI	A4 Allroad, 5-dr Estate, 09-	BackPac 973	973-17	✓	973-23		✓	Not needed
AUDI	A6 Allroad, 5-dr Estate, 06-	BackPac 973	973-17	✓			✓	Not needed
AUDI	A6 Allroad, 5-dr Estate, 06-	ClipOn 9104	9115	✓	✓		Lock 538	Lightboard 976 recommended
AUDI	A6 Allroad, 5-dr Estate, 06-	ClipOn High 9106	9115	✓			✓	Not needed
AUDI	A6 Allroad, 5-dr Estate, 06-	Freeway 968		✓	✓		Lock 538	Lightboard 976 recommended
BMW	3-serie , 4-dr Sedan, 91-97	Freeway 968		✓	✓		Lock 538	Lightboard 976 recommended
BMW	3-serie , 4-dr Sedan, 98-01	Freeway 968		✓	✓		Lock 538	Lightboard 976 recommended
BMW	3-serie , 4-dr Sedan, 02-	Freeway 968		✓	✓		Lock 538	Lightboard 976 recommended
BMW	3-serie , 5-dr Estate, 96-99	ClipOn 9103		✓	✓		Lock 538	Lightboard 976 recommended
BMW	3-serie , 5-dr Estate, 96-99	ClipOn High 9105		✓			✓	Not needed
BMW	3-serie compact, 5-dr Hatchback, 94-00	Freeway 968		✓	✓		Lock 538	Lightboard 976 recommended
BMW	3-serie Touring, 5-dr Estate, 96-99	BackPac 973	973-15	✓	973-23		✓	Not needed









								
BMW	5-serie Touring, 5-dr Estate, 01-03	Freeway 968		✓	✓		Lock 538	Lightboard 976 recommended
BMW	5-serie, 4-dr Sedan, 04-	Freeway 968		✓	✓		Lock 538	Lightboard 976 recommended
BMW	5-serie, 4-dr Sedan, 96-99	Freeway 968		✓	✓		Lock 538	Lightboard 976 recommended
BMW	5-serie Touring, 5-dr Estate, 97-00	ClipOn 9104		✓	✓		Lock 538	Lightboard 976 recommended
BMW	5-serie Touring, 5-dr Estate, 97-00	ClipOn High 9106		✓			✓	Not needed
BMW	5-serie Touring, 5-dr Estate, 01-03	BackPac 973	973-17	✓	973-23		✓	Not needed
BMW	5-serie Touring, 5-dr Estate, 97-00	BackPac 973	973-17	✓	973-23		✓	Not needed
BMW	X3, 5-dr SUV, 10-	ClipOn 9104	9111	✓	✓		Lock 538	Lightboard 976 recommended
BMW	X3, 5-dr SUV, 10-	ClipOn High 9106	9111	✓			✓	Not needed
BMW	X3, 5-dr SUV, 10-	BackPac 973	973-17	✓	973-23		✓	Not needed
CADILLAC	BLS, 4-dr Sedan, 06-	Freeway 968		✓	✓		Lock 538	Lightboard 976 recommended
CHEVROLET	Astro, 2-dr MPV, 85-93	Indoor 592		1 bike				Not applicable
CHEVROLET	Evanda, 4-dr Sedan, 04-	Freeway 968		✓	✓		Lock 538	Lightboard 976 recommended
CHEVROLET	Kalos, 5-dr Hatchback, 04-	ClipOn 9103		✓	✓		Lock 538	Lightboard 976 recommended
CHEVROLET	Kalos, 5-dr Hatchback, 04-	ClipOn High 9105		✓			✓	Not needed
CHEVROLET	Kalos, 5-dr Hatchback, 04-	Freeway 968		✓	✓		Lock 538	Lightboard 976 recommended
CHEVROLET	Lacetti, 5-dr Hatchback, 04	Freeway 968		✓	✓		Lock 538	Lightboard 976 recommended
CHEVROLET	Lumina, 2-dr VAN, 90-96	Indoor 592		✓				Not applicable
CHEVROLET	Matiz, 5-dr Hatchback, 00-04	ClipOn 9103		✓	✓		Lock 538	Lightboard 976 recommended
CHEVROLET	Matiz, 5-dr Hatchback, 00-04	ClipOn High 9105		✓			✓	Not needed
CHEVROLET	Matiz, 5-dr Hatchback, 00-04	Freeway 968		✓	✓		Lock 538	Lightboard 976 recommended
CHEVROLET	Matiz, 5-dr Hatchback, 05-	ClipOn 9103		✓	✓		Lock 538	Lightboard 976 recommended
CHEVROLET	Matiz, 5-dr Hatchback, 05-	ClipOn High 9105		✓			✓	Not needed
CHEVROLET	Matiz, 5-dr Hatchback, 05-	Freeway 968		✓	✓		Lock 538	Lightboard 976 recommended
CHEVROLET	Nubira, 5-dr Estate, 04-	ClipOn 9104		✓	✓		Lock 538	Lightboard 976 recommended
CHEVROLET	Nubira, 5-dr Estate, 04-	ClipOn High 9106		✓			✓	Not needed
CHEVROLET	Nubira, 5-dr Estate, 04-	Freeway 968		✓	✓		Lock 538	Lightboard 976 recommended
CHEVROLET	Nubira, 5-dr Estate, 04-	BackPac 973	973-15	✓	973-23		✓	Not needed
CHEVROLET	Orlando, 5-dr MPV, 11-	ClipOn 9104		✓	✓		Lock 538	Lightboard 976 recommended
CHEVROLET	Orlando, 5-dr MPV, 11-	ClipOn High 9106		✓			✓	Lightboard 976 recommended
CHEVROLET	Suburban, 5-dr SUV, 92-98	Indoor 592		✓				Not applicable
CHEVROLET	Tacuma, 5-dr Estate, 04-	BackPac 973	973-16	✓	973-23		✓	Lightboard 976 recommended
CHEVROLET	Tacuma, 5-dr Estate, 04-	ClipOn 9104		✓	✓		Lock 538	Lightboard 976 recommended
CHEVROLET	Tacuma, 5-dr Estate, 04-	ClipOn High 9106		✓			✓	Lightboard 976 recommended
CHEVROLET	Tacuma, 5-dr Estate, 04-	Freeway 968		✓	✓		Lock 538	Lightboard 976 recommended
CHEVROLET	Tahoe, 5-dr SUV, 95-98	Indoor 592		✓				Not applicable
CHEVROLET	Trans Sport, 5-dr MPV, 97-	BackPac 973	973-16	✓	973-23		✓	Not needed
CHEVROLET	Trans Sport, 5-dr MPV, 97-	ClipOn 9104	9111	✓	✓		Lock 538	Lightboard 976 recommended
CHEVROLET	Trans Sport, 5-dr MPV, 97-	ClipOn High 9106	9111	✓			✓	Not needed
CHEVROLET	Trans Sport, 5-dr MPV, 97-	Indoor 592		✓				Not applicable
CHEVROLET	Uplander, 5-dr MPV, 05-09	ClipOn 9104	9111	✓	✓		Lock 538	Lightboard 976 recommended
CHEVROLET	Uplander, 5-dr MPV, 05-09	ClipOn High 9106	9111	✓			✓	Not needed
CHRYSLER	Grand Voyager, 4-dr MPV, 91-95	Indoor 592		✓				Not applicable
CHRYSLER	Grand Voyager, 4-dr MPV, 96-00	Indoor 592		✓	593			Not applicable
CHRYSLER	Grand Voyager, 4-dr MPV, 01-04	Indoor 592		✓	593			Not applicable
CHRYSLER	Grand Voyager, 5-dr MPV, 01-07	BackPac 973	973-16	✓	973-23		✓	Not needed
CHRYSLER	Grand Voyager, 5-dr MPV, 01-07	ClipOn 9104	9111	✓	✓		Lock 538	Lightboard 976 recommended
CHRYSLER	Grand Voyager, 5-dr MPV, 01-07	ClipOn High 9106	9111	✓			✓	Not needed
CHRYSLER	Grand Voyager, 5-dr MPV, 91-95	BackPac 973	973-14	✓	973-23	973-24	✓	Not needed
CHRYSLER	Grand Voyager, 5-dr MPV, 96-00	BackPac 973	973-17	✓	973-23		✓	Not needed
CHRYSLER	Grand Voyager, 5-dr MPV, 96-00	ClipOn 9104	9111	✓	✓		Lock 538	Lightboard 976 recommended
CHRYSLER	Grand Voyager, 5-dr MPV, 96-00	ClipOn High 9106	9111	✓			✓	Not needed
CHRYSLER	Neon, 4-dr Sedan, 00-	Freeway 968		✓	✓		Lock 538	Lightboard 976 recommended
CHRYSLER	PT Cruiser, 5-dr Estate, 00-	BackPac 973	973-17	✓			✓	Not needed
CHRYSLER	Voyager, 5-dr MPV, 96-00	Indoor 592		✓				Not applicable
CHRYSLER	Voyager, 5-dr MPV, 88-95	Indoor 592		✓				Not applicable

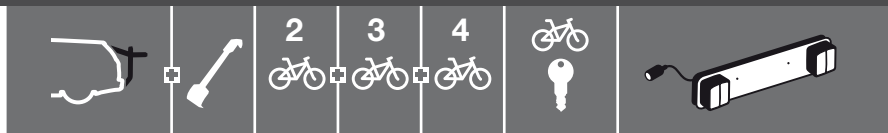
								
CHRYSLER	Voyager, 5-dr MPV, 01-04	Indoor 592		✓				Not applicable
CHRYSLER	Voyager, 5-dr MPV, 01-04	BackPac 973	973-16	✓	973-23		✓	Not needed
CHRYSLER	Voyager, 5-dr MPV, 01-04	ClipOn 9104	9111	✓	✓		Lock 538	Lightboard 976 recommended
CHRYSLER	Voyager, 5-dr MPV, 01-04	ClipOn High 9106	9111	✓			✓	Not needed
CHRYSLER	Voyager, 5-dr MPV, 01-04	Freeway 968		✓	✓		Lock 538	Lightboard 976 recommended
CHRYSLER	Voyager, 5-dr MPV, 05-07	BackPac 973	973-16	✓	973-23		✓	Not needed
CHRYSLER	Voyager, 5-dr MPV, 05-07	ClipOn 9104	9111	✓	✓		Lock 538	Lightboard 976 recommended
CHRYSLER	Voyager, 5-dr MPV, 05-07	ClipOn High 9106	9111	✓			✓	Not needed
CHRYSLER	Voyager, 5-dr MPV, 05-07	Freeway 968		✓	✓		Lock 538	Lightboard 976 recommended
CHRYSLER	Voyager, 5-dr MPV, 88-95	BackPac 973	973-14	✓	973-23	973-24	✓	Not needed
CHRYSLER	Voyager, 5-dr MPV, 88-95	ClipOn 9104		✓	✓		Lock 538	Lightboard 976 recommended
CHRYSLER	Voyager, 5-dr MPV, 88-95	ClipOn High 9106		✓			✓	Not needed
CHRYSLER	Voyager, 5-dr MPV, 96-00	BackPac 973	973-17	✓	973-23		✓	Not needed
CHRYSLER	Voyager, 5-dr MPV, 96-00	ClipOn 9104	9111	✓	✓		Lock 538	Lightboard 976 recommended
CHRYSLER	Voyager, 5-dr MPV, 96-00	ClipOn High 9106	9111	✓			✓	Not needed
CITROËN	Berlingo without sliding doors, 4-dr MPV, 97-	Indoor 592		1 bike				Not applicable
CITROËN	C3, 5-dr Hatchback, 02-09	ClipOn 9103		✓	✓		Lock 538	Lightboard 976 recommended
CITROËN	C3, 5-dr Hatchback, 02-09	ClipOn High 9105		✓			✓	Not needed
CITROËN	C3, 5-dr Hatchback, 02-09	Freeway 968		✓	✓		Lock 538	Lightboard 976 recommended
CITROËN	C3 Picasso, 5-dr MPV, 09-	BackPac 973	973-18	✓	973-23		✓	Lightboard 976 recommended
CITROËN	C3 Picasso, 5-dr MPV, 09-	ClipOn 9104		✓	✓		Lock 538	Lightboard 976 recommended
CITROËN	C3 Picasso, 5-dr MPV, 09-	ClipOn High 9106		✓			✓	Lightboard 976 recommended
CITROËN	C3(Mk.II), 5-dr Hatchback, 09-	ClipOn 9103	9115	✓	✓		Lock 538	Lightboard 976 recommended
CITROËN	C4 Grande Picasso, 5-dr MPV, 06-	BackPac 973	973-15	✓	973-23		✓	Lightboard 976 recommended
CITROËN	Evasion, 5-dr MPV, 94-02	BackPac 973	973-16	✓			✓	Not needed
CITROËN	Evasion, 5-dr MPV, 94-02	ClipOn 9104	9111	✓	✓		Lock 538	Lightboard 976 recommended
CITROËN	Evasion, 5-dr MPV, 94-02	ClipOn High 9106	9111	✓			✓	Not needed
CITROËN	Evasion, 5-dr MPV, 94-02	Freeway 968		✓	✓		Lock 538	Lightboard 976 recommended
CITROËN	Saxo, 3/5-dr Hatchback, 96-03	ClipOn 9103		✓	✓		Lock 538	Lightboard 976 recommended
CITROËN	Saxo, 3/5-dr Hatchback, 96-03	ClipOn High 9105		✓			✓	Not needed
CITROËN	Xantia , 3/5-dr Hatchback, 93-01	Freeway 968		✓	✓		Lock 538	Lightboard 976 recommended
CITROËN	XM, 5-dr Estate, 90-00	Freeway 968		✓	✓		Lock 538	Lightboard 976 recommended
CITROËN	Xsara , 3/5-dr Hatchback, 01-	Freeway 968		✓	✓		Lock 538	Lightboard 976 recommended
CITROËN	Xsara , 3/5-dr Hatchback, 98-00	Freeway 968		✓	✓		Lock 538	Lightboard 976 recommended
CITROËN	Xsara Picasso, 5-dr MPV, 99-	Indoor 592		1 bike				Not applicable
CITROËN	Xsara Picasso, 5-dr MPV, 00-03	ClipOn 9104	9111	✓	✓		Lock 538	Lightboard 976 recommended
CITROËN	Xsara Picasso, 5-dr MPV, 00-03	ClipOn High 9106	9111	✓			✓	Not needed
CITROËN	Xsara Picasso, 5-dr MPV, 00-03	Freeway 968		✓	✓		Lock 538	Lightboard 976 recommended
CITROËN	Xsara Picasso, 5-dr MPV, 04-	ClipOn 9104	9111	✓	✓		Lock 538	Lightboard 976 recommended
CITROËN	Xsara Picasso, 5-dr MPV, 04-	ClipOn High 9106	9111	✓			✓	Not needed
CITROËN	Xsara Picasso, 5-dr MPV, 04-	Freeway 968		✓	✓		Lock 538	Lightboard 976 recommended
CITROËN	ZX, 5-dr Hatchback, 91-98	Freeway 968		✓	✓		Lock 538	Lightboard 976 recommended
CITROËN	ZX, 3-dr Hatchback, 93-98	Freeway 968		✓	✓		Lock 538	Lightboard 976 recommended
CITROËN	ZX, 5-dr Estate, 93-98	Freeway 968		✓	✓		Lock 538	Lightboard 976 recommended
DACIA	Duster, 5-dr SUV, 10-	ClipOn 9104	9115	✓	✓		Lock 538	Lightboard 976 recommended
DACIA	Duster, 5-dr SUV, 10-	ClipOn High 9106	9115	✓			✓	Lightboard 976 recommended
DACIA	Sandero, 5-dr Hatchback, 08-	ClipOn 9104		✓	✓		Lock 538	Lightboard 976 recommended
DACIA	Sandero, 5-dr Hatchback, 08-	ClipOn High 9106		✓			✓	Lightboard 976 recommended
DAEWOO	Evanda, 4-dr Sedan, 03-	Freeway 968		✓	✓		Lock 538	Lightboard 976 recommended
DAEWOO	Kalos, 5-dr Hatchback, 03-	Freeway 968		✓	✓		Lock 538	Lightboard 976 recommended
DAEWOO	Lanos, 3-dr Hatchback, 96-02	Freeway 968		✓	✓		Lock 538	Lightboard 976 recommended
DAEWOO	Matiz, 5-dr Hatchback, 01-05	ClipOn 9103		✓	✓		Lock 538	Lightboard 976 recommended
DAEWOO	Matiz, 5-dr Hatchback, 01-05	Freeway 968		✓	✓		Lock 538	Lightboard 976 recommended
DAEWOO	Matiz, 5-dr Hatchback, 98-00	ClipOn 9103		✓	✓		Lock 538	Lightboard 976 recommended
DAEWOO	Matiz , 5-dr Hatchback, 01-05	ClipOn High 9105		✓			✓	Not needed
DAEWOO	Matiz , 5-dr Hatchback, 98-00	ClipOn High 9105		✓			✓	Not needed
DAEWOO	Nubira, 5-dr Estate, 97-99	ClipOn 9103		✓	✓		Lock 538	Lightboard 976 recommended

								
DAEWOO	Nubira, 5-dr Estate, 97-99	Freeway 968		✓	✓		Lock 538	Lightboard 976 recommended
DAEWOO	Nubira, 5-dr Estate, 97-99	ClipOn High 9105		✓			✓	Lightboard 976 recommended
DAEWOO	Nubira I, 5-dr Estate, 97-99	BackPac 973	973-18	✓	973-23		✓	Not needed
DAEWOO	Rezzo, 5-dr Estate, 00-	ClipOn 9104		✓	✓		Lock 538	Lightboard 976 recommended
DAEWOO	Rezzo, 5-dr Estate, 00-	Freeway 968		✓	✓		Lock 538	Lightboard 976 recommended
DAEWOO	Tacuma, 5-dr Estate, 00-	ClipOn 9104		✓	✓		Lock 538	Lightboard 976 recommended
DAEWOO	Tacuma, 5-dr Estate, 00-	ClipOn High 9106		✓			✓	Lightboard 976 recommended
DAEWOO	Tacuma, 5-dr Estate, 00-	Freeway 968		✓	✓		Lock 538	Lightboard 976 recommended
DAIHATSU	Charade, 3/5-dr Hatchback, 93-00	ClipOn 9103		✓	✓		Lock 538	Lightboard 976 recommended
DAIHATSU	Charade, 3/5-dr Hatchback, 87-92	ClipOn High 9105		✓			✓	Not needed
DAIHATSU	Charade, 3/5-dr Hatchback, 93-00	ClipOn High 9105		✓			✓	Not needed
DAIHATSU	Charade, 3/5-dr Hatchback, 07-	ClipOn 9104		✓	✓		Lock 538	Lightboard 976 recommended
DAIHATSU	Charade, 3/5-dr Hatchback, 07-	ClipOn High 9106		✓			✓	Lightboard 976 recommended
DAIHATSU	Cuore, 3/5-dr Hatchback, 03-06	ClipOn 9103		✓	✓		Lock 538	Lightboard 976 recommended
DAIHATSU	Cuore, 3/5-dr Hatchback, 03-06	ClipOn High 9105		✓			✓	Lightboard 976 recommended
DAIHATSU	Cuore, 3/5-dr Hatchback, 03-06	Freeway 968		✓	✓		Lock 538	Lightboard 976 recommended
DAIHATSU	Cuore II, 3/5-dr Hatchback, 06-	ClipOn 9104		✓	✓		Lock 538	Lightboard 976 recommended
DAIHATSU	Cuore II, 3/5-dr Hatchback, 06-	ClipOn High 9106		✓			✓	Lightboard 976 recommended
DAIHATSU	Sirion, 5-dr Hatchback, 05-	ClipOn 9103		✓	✓		Lock 538	Lightboard 976 recommended
DAIHATSU	Sirion, 5-dr Hatchback, 05-	ClipOn High 9105		✓			✓	Lightboard 976 recommended
DAIHATSU	Sirion, 5-dr Hatchback, 05-	Freeway 968		✓	✓		Lock 538	Lightboard 976 recommended
DAIHATSU	Sirion, 5-dr Hatchback, 98-04	ClipOn 9104		✓	✓		Lock 538	Lightboard 976 recommended
DAIHATSU	Sirion, 5-dr Hatchback, 98-04	ClipOn High 9106		✓			✓	Not needed
DAIHATSU	Trevis, 5-dr Hatchback, 06-	ClipOn 9104		✓	✓		Lock 538	Lightboard 976 recommended
DAIHATSU	Trevis, 5-dr Hatchback, 06-	ClipOn High 9106		✓			✓	Not needed
DODGE	Caravan, 5-dr MPV, 01-04	BackPac 973	973-16	✓	973-23		✓	Not needed
DODGE	Caravan, 5-dr MPV, 01-04	ClipOn 9104	9111	✓	✓		Lock 538	Lightboard 976 recommended
DODGE	Caravan, 5-dr MPV, 01-04	ClipOn High 9106	9111	✓			✓	Not needed
DODGE	Caravan, 5-dr MPV, 05-	BackPac 973	973-16	✓	973-23		✓	Not needed
DODGE	Caravan, 5-dr MPV, 05-	ClipOn 9104	9111	✓	✓		Lock 538	Lightboard 976 recommended
DODGE	Caravan, 5-dr MPV, 05-	ClipOn High 9106	9111	✓			✓	Not needed
DODGE	Caravan, 5-dr MPV, 88-95	ClipOn 9104		✓	✓		Lock 538	Lightboard 976 recommended
DODGE	Caravan, 5-dr MPV, 88-95	ClipOn High 9106		✓			✓	Not needed
DODGE	Caravan, 5-dr MPV, 96-00	ClipOn 9104	9111	✓	✓		Lock 538	Lightboard 976 recommended
DODGE	Caravan, 5-dr MPV, 96-00	ClipOn High 9106	9111	✓			✓	Not needed
DODGE	Grand Caravan, 5-dr MPV, 01-04	BackPac 973	973-16	✓	973-23		✓	Not needed
DODGE	Grand Caravan, 5-dr MPV, 01-04	ClipOn 9104	9111	✓	✓		Lock 538	Lightboard 976 recommended
DODGE	Grand Caravan, 5-dr MPV, 01-04	ClipOn High 9106	9111	✓			✓	Not needed
DODGE	Grand Caravan, 5-dr MPV, 05-	ClipOn 9104	9111	✓	✓		Lock 538	Lightboard 976 recommended
DODGE	Grand Caravan, 5-dr MPV, 05-	ClipOn High 9106	9111	✓			✓	Not needed
DODGE	Grand Caravan, 5-dr MPV, 96-00	ClipOn 9104	9111	✓	✓		Lock 538	Lightboard 976 recommended
DODGE	Grand Caravan, 5-dr MPV, 96-00	ClipOn High 9106	9111	✓			✓	Not needed
FIAT	500, 3-dr Hatchback, 07-	ClipOn High 9106		✓			✓	Not needed
FIAT	500, 3-dr Hatchback, 07-	ClipOn 9104		✓	✓		Lock 538	Lightboard 976 recommended
FIAT	Bravo, 3-dr Hatchback, 96-02	ClipOn 9103		✓	✓		Lock 538	Lightboard 976 recommended
FIAT	Bravo, 3-dr Hatchback, 96-02	ClipOn High 9105		✓			✓	Not needed
FIAT	Croma, 5-dr Estate, 05-	ClipOn High 9106		✓			✓	Not needed
FIAT	Croma, 5-dr Estate, 05-	Freeway 968		✓	✓		Lock 538	Lightboard 976 recommended
FIAT	Croma, 5-dr Estate, 05-	ClipOn 9104		✓	✓		Lock 538	Lightboard 976 recommended
FIAT	Croma, 5-dr Estate, 05-	BackPac 973	973-17	✓			✓	Not needed
FIAT	Dobló (single hatch), 5-dr MPV, 00-	BackPac 973	973-18	✓	973-23	973-24	✓	Lightboard 976 recommended
FIAT	EVO, 5-dr Hatchback, 09-	ClipOn High 9105		✓			✓	Lightboard 976 recommended
FIAT	EVO, 5-dr Hatchback, 09-	Freeway 968		✓	✓		Lock 538	Lightboard 976 recommended
FIAT	EVO, 5-dr Hatchback, 09-	ClipOn 9103		✓	✓		Lock 538	Lightboard 976 recommended
FIAT	Fiorino Qubo, 5-dr Van, 08-	BackPac 973	973-18	✓			✓	Not needed
FIAT	Grande Punto, 3-dr Hatchback, 06-	ClipOn High 9105		✓			✓	Lightboard 976 recommended
FIAT	Grande Punto, 3-dr Hatchback, 06-	Freeway 968		✓	✓		Lock 538	Lightboard 976 recommended
FIAT	Grande Punto, 3-dr Hatchback, 06-	ClipOn 9103		✓	✓		Lock 538	Lightboard 976 recommended










Brand	Model	Carrier	Part No.	2	3	4	Key	Lightboard
FIAT	Grande Punto, 5-dr Hatchback, 06-	ClipOn High 9105		✓			✓	Lightboard 976 recommended
FIAT	Grande Punto, 5-dr Hatchback, 06-	Freeway 968		✓	✓		Lock 538	Lightboard 976 recommended
FIAT	Grande Punto, 5-dr Hatchback, 06-	ClipOn 9103		✓	✓		Lock 538	Lightboard 976 recommended
FIAT	Idea, 5-dr MPV, 03-	BackPac 973	973-15	✓			✓	Not needed
FIAT	Idea, 5-dr MPV, 03-	ClipOn 9104		✓	✓		Lock 538	Lightboard 976 recommended
FIAT	Idea, 5-dr MPV, 03-	ClipOn High 9106		✓			✓	Lightboard 976 recommended
FIAT	Idea, 5-dr MPV, 03-	Freeway 968		✓	✓		Lock 538	Lightboard 976 recommended
FIAT	Marea, 5-dr Estate, 96-03	BackPac 973	973-18	✓	973-23		✓	Lightboard 976 recommended
FIAT	Marea, 5-dr Estate, 96-03	ClipOn 9103		✓	✓		Lock 538	Lightboard 976 recommended
FIAT	Multipla, 5-dr MPV, 99-01	Indoor 592		1 bike				Not applicable
FIAT	Multipla, 5-dr MPV, 02-	Indoor 592		✓				Not applicable
FIAT	Multipla, 5-dr MPV, 05-	Indoor 592		✓				Not applicable
FIAT	Panda, 5-dr Hatchback, 03-	BackPac 973	973-18	✓	973-23		✓	Lightboard 976 recommended
FIAT	Panda, 5-dr Hatchback, 03-	ClipOn 9104	9110	✓	✓		Lock 538	Lightboard 976 recommended
FIAT	Panda, 5-dr Hatchback, 03-	ClipOn High 9106	9110	✓			✓	Lightboard 976 recommended
FIAT	Panda, 5-dr Hatchback, 03-	Freeway 968		✓	✓		Lock 538	Lightboard 976 recommended
FIAT	Punto, 3-dr Hatchback, 03-	ClipOn 9103		✓	✓		Lock 538	Lightboard 976 recommended
FIAT	Punto, 3-dr Hatchback, 03-	ClipOn High 9105		✓			✓	Lightboard 976 recommended
FIAT	Punto, 5-dr Hatchback, 03-	ClipOn 9103		✓	✓		Lock 538	Lightboard 976 recommended
FIAT	Punto, 5-dr Hatchback, 03-	ClipOn High 9105		✓			✓	Lightboard 976 recommended
FIAT	Punto, 3/5-dr Hatchback, 94-98	ClipOn High 9105		✓			✓	Lightboard 976 recommended
FIAT	Punto, 3/5-dr Hatchback, 99-02	Freeway 968		✓	✓		Lock 538	Lightboard 976 recommended
FIAT	Punto, 3/5-dr Hatchback, 94-98	ClipOn 9103		✓	✓		Lock 538	Lightboard 976 recommended
FIAT	Punto, 3/5-dr Hatchback, 99-02	ClipOn 9103		✓	✓		Lock 538	Lightboard 976 recommended
FIAT	Punto, 3/5-dr Hatchback, 99-02	ClipOn High 9105		✓			✓	Lightboard 976 recommended
FIAT	Sedeci, 5-dr Hatchback, 06-	ClipOn 9103		✓	✓		Lock 538	Lightboard 976 recommended
FIAT	Sedeci, 5-dr Hatchback, 06-	ClipOn High 9105		✓			✓	Not needed
FIAT	Sedeci, 5-dr Hatchback, 06-	Freeway 968		✓	✓		Lock 538	Lightboard 976 recommended
FIAT	Seicento, 3-dr Hatchback, 01-	Freeway 968		✓	✓		Lock 538	Lightboard 976 recommended
FIAT	Seicento, 3-dr Hatchback, 98-00	Freeway 968		✓	✓		Lock 538	Lightboard 976 recommended
FIAT	Stilo 1.6, 3/5-dr Hatchback, 02-	ClipOn High 9106		✓			✓	Lightboard 976 recommended
FIAT	Stilo 1.6, 3/5-dr Hatchback, 02-	Freeway 968		✓	✓		Lock 538	Lightboard 976 recommended
FIAT	Stilo 1.6, 3/5-dr Hatchback, 02-	ClipOn 9104		✓	✓		Lock 538	Lightboard 976 recommended
FIAT	Ulysse, 5-dr MPV, 94-02	BackPac 973	973-16	✓			✓	Not needed
FIAT	Ulysse, 5-dr MPV, 94-02	ClipOn 9104	9111	✓	✓		Lock 538	Lightboard 976 recommended
FIAT	Ulysse, 5-dr MPV, 94-02	ClipOn High 9106	9111	✓			✓	Not needed
FIAT	Ulysse, 5-dr MPV, 94-02	Freeway 968		✓	✓		Lock 538	Lightboard 976 recommended
FIAT	Uno, 3/5-dr Hatchback, 84-98	ClipOn 9103		✓	✓		Lock 538	Lightboard 976 recommended
FIAT	Uno, 3/5-dr Hatchback, 84-98	ClipOn High 9105		✓			✓	Not needed
FORD	Aerostar, 5-dr MPV, 90-97	BackPac 973	973-16	✓	973-23	973-24	✓	Not needed
FORD	C-max Mk II, 5-dr MPV, 10-	BackPac 973	973-17	✓	973-23		✓	Lightboard 976 recommended
FORD	C-max Mk II, 5-dr MPV, 10-	ClipOn High 9106		✓			✓	Lightboard 976 recommended
FORD	C-max Mk II, 5-dr MPV, 10-	ClipOn 9104		✓	✓		Lock 538	Lightboard 976 recommended
FORD	Grand C-max, 5-dr MPV, 10-	ClipOn 9104	9111	✓	✓		Lock 538	Lightboard 976 recommended
FORD	Grand C-max, 5-dr MPV, 10-	ClipOn High 9106	9111	✓			✓	Lightboard 976 recommended
FORD	Grand C-max, 5-dr MPV, 10-	BackPac 973	973-15	✓	973-23		✓	Not needed
FORD	Escape, 5-dr SUV, 00-07	ClipOn 9104		✓	✓		Lock 538	Lightboard 976 recommended
FORD	Escort, 3/5-dr Hatchback, 91-99	Freeway 968		✓	✓		Lock 538	Lightboard 976 recommended
FORD	Escort, 5-dr Estate, 91-99	BackPac 973	973-14	✓	973-23		✓	Not needed
FORD	Escort, 5-dr Estate, 91-99	ClipOn 9104		✓	✓		Lock 538	Lightboard 976 recommended
FORD	Escort, 5-dr Estate, 91-99	ClipOn High 9106		✓			✓	Not needed
FORD	Escort, 5-dr Estate, 91-99	Freeway 968		✓	✓		Lock 538	Lightboard 976 recommended
FORD	Explorer, 5-dr SUV, 91-93	ClipOn 9104		✓	✓		Lock 538	Lightboard 976 recommended
FORD	Explorer, 5-dr SUV, 91-93	ClipOn High 9106		✓			✓	Not needed
FORD	Fiesta, 3-dr Hatchback, 03-07	ClipOn High 9105		✓			✓	Lightboard 976 recommended
FORD	Fiesta, 5-dr Hatchback, 06-07	ClipOn 9103		✓	✓		Lock 538	Lightboard 976 recommended
FORD	Fiesta, 3/5-dr Hatchback, 90-95	Freeway 968		✓	✓		Lock 538	Lightboard 976 recommended
FORD	Fiesta, 3/5-dr Hatchback, 96-01	Freeway 968		✓	✓		Lock 538	Lightboard 976 recommended
FORD	Fiesta, 5-dr Hatchback, 02-05	ClipOn High 9105		✓			✓	Lightboard 976 recommended

				2 	3 	4 			
FORD	Fiesta , 5-dr Hatchback, 06-07	Freeway 968		✓	✓			Lock 538	Lightboard 976 recommended
FORD	Fiesta , 3/5-dr Hatchback, 90-95	ClipOn High 9106		✓				✓	Not needed
FORD	Fiesta , 3/5-dr Hatchback, 96-01	ClipOn High 9106		✓				✓	Not needed
FORD	Focus, 3/5-dr Hatchback, 98-04	ClipOn 9103		✓	✓			Lock 538	Lightboard 976 recommended
FORD	Focus, 3/5-dr Hatchback, 98-04	Freeway 968		✓	✓			Lock 538	Lightboard 976 recommended
FORD	Focus, 4-dr Sedan, 98-04	Freeway 968		✓	✓			Lock 538	Lightboard 976 recommended
FORD	Focus, 5-dr Estate, 98-04	BackPac 973	973-15	✓	973-23			✓	Not needed
FORD	Focus, 5-dr Estate, 98-04	ClipOn 9104		✓	✓			Lock 538	Lightboard 976 recommended
FORD	Focus, 5-dr Estate, 98-04	ClipOn High 9106		✓				✓	Not needed
FORD	Focus, 5-dr Estate, 98-04	Freeway 968		✓	✓			Lock 538	Lightboard 976 recommended
FORD	Focus , 3/5-dr Hatchback, 98-04	ClipOn High 9105		✓				✓	Lightboard 976 recommended
FORD	Focus II, 5-dr Estate, 04-07	BackPac 973	973-15	✓	973-23			✓	Lightboard 976 recommended
FORD	Focus II, 5-dr Estate, 04-07	ClipOn 9104		✓	✓			Lock 538	Lightboard 976 recommended
FORD	Focus II, 5-dr Estate, 04-07	ClipOn High 9106		✓				✓	Lightboard 976 recommended
FORD	Focus II, 5-dr Estate, 04-07	Freeway 968		✓	✓			Lock 538	Lightboard 976 recommended
FORD	Focus II, 4-dr Sedan, 05-09	Freeway 968		✓	✓			Lock 538	Lightboard 976 recommended
FORD	Focus III, 5-dr Estate, 08-	BackPac 973	973-15	✓	973-23			✓	Lightboard 976 recommended
FORD	Focus III, 5-dr Estate, 08-	ClipOn 9104		✓	✓			Lock 538	Lightboard 976 recommended
FORD	Focus III, 5-dr Estate, 08-	ClipOn High 9106		✓				✓	Lightboard 976 recommended
FORD	Fusion, 5-dr Hatchback, 02-05	Freeway 968		✓	✓			Lock 538	Lightboard 976 recommended
FORD	Fusion, 5-dr Hatchback, 06-	Freeway 968		✓	✓			Lock 538	Lightboard 976 recommended
FORD	Fusion, 5-dr Hatchback, 06-	ClipOn 9104		✓	✓			Lock 538	Lightboard 976 recommended
FORD	Fusion, 5-dr Hatchback, 06-	ClipOn High 9106		✓				✓	Lightboard 976 recommended
FORD	Galaxy, 5-dr MPV, 01-05	BackPac 973	973-16	✓	973-23			✓	Not needed
FORD	Galaxy, 5-dr MPV, 01-05	ClipOn 9104	9111	✓	✓			Lock 538	Lightboard 976 recommended
FORD	Galaxy, 5-dr MPV, 01-05	ClipOn High 9106	9111	✓				✓	Not needed
FORD	Galaxy, 5-dr MPV, 01-05	Freeway 968		✓	✓			Lock 538	Lightboard 976 recommended
FORD	Galaxy, 5-dr MPV, 95-00	ClipOn 9104	9111	✓	✓			Lock 538	Lightboard 976 recommended
FORD	Galaxy, 5-dr MPV, 95-00	ClipOn High 9106	9111	✓				✓	Not needed
FORD	Galaxy, 5-dr MPV, 95-00	Freeway 968		✓	✓			Lock 538	Lightboard 976 recommended
FORD	Galaxy , 5-dr MPV, 95-00	BackPac 973	973-16	✓	973-23			✓	Not needed
FORD	Galaxy , 5-dr MPV, 96-00, 01-05	Indoor 592		✓					Not applicable
FORD	Galaxy , 5-dr MPV, 06-	Indoor 592		✓					Not applicable
FORD	Ka, 3-dr Hatchback, 08-	ClipOn 9103	9115	✓	✓			Lock 538	Lightboard 976 recommended
FORD	Ka, 3-dr Hatchback, 97-08	ClipOn 9103		✓	✓			Lock 538	Lightboard 976 recommended
FORD	Ka, 3-dr Hatchback, 97-08	ClipOn High 9105		✓				✓	Not needed
FORD	Ka, 3-dr Hatchback, 97-08	Freeway 968		✓	✓			Lock 538	Lightboard 976 recommended
FORD	Maverick, 5-dr SUV, 01-07	ClipOn 9104		✓	✓			Lock 538	Lightboard 976 recommended
FORD	Maverick, 5-dr SUV, 01-	ClipOn High 9106		✓				✓	Not needed
FORD	Maverick, 5-dr SUV, 01-	Freeway 968		✓	✓			Lock 538	Lightboard 976 recommended
FORD	Maverick, 5-dr SUV, 01-	BackPac 973	973-16	✓	973-23			✓	Not needed
FORD	Mondeo, 4-dr Sedan, 01-03	Freeway 968		✓	✓			Lock 538	Lightboard 976 recommended
FORD	Mondeo, 5-dr Estate, 01-03	ClipOn 9104		✓	✓			Lock 538	Lightboard 976 recommended
FORD	Mondeo, 5-dr Estate, 01-03	ClipOn High 9106		✓				✓	Lightboard 976 recommended
FORD	Mondeo, 5-dr Estate, 01-03	Freeway 968		✓	✓			Lock 538	Lightboard 976 recommended
FORD	Mondeo, 5-dr Estate, 93-00	BackPac 973	973-16	✓	973-23			✓	Not needed
FORD	Mondeo, 5-dr Estate, 93-00	ClipOn 9104		✓	✓			Lock 538	Lightboard 976 recommended
FORD	Mondeo, 5-dr Estate, 93-00	ClipOn High 9106		✓				✓	Not needed
FORD	Mondeo, 5-dr Estate, 93-00	Freeway 968		✓	✓			Lock 538	Lightboard 976 recommended
FORD	Mondeo, 5-dr Hatchback, 93-00	Freeway 968		✓	✓			Lock 538	Lightboard 976 recommended
FORD	Scorpio, 4-dr Sedan, 85-94	Freeway 968		✓	✓			Lock 538	Lightboard 976 recommended
FORD	Scorpio, 5-dr Estate, 85-94	ClipOn 9103		✓	✓			Lock 538	Lightboard 976 recommended
FORD	Scorpio, 5-dr Estate, 85-94	Freeway 968		✓	✓			Lock 538	Lightboard 976 recommended
FORD	Scorpio, 4-dr Sedan, 95-98	Freeway 968		✓	✓			Lock 538	Lightboard 976 recommended
FORD	Scorpio, 5-dr Estate, 95-98	BackPac 973	973-16	✓	973-23			✓	Not needed
FORD	Scorpio, 5-dr Estate, 95-98	ClipOn 9103		✓	✓			Lock 538	Lightboard 976 recommended
FORD	Scorpio, 5-dr Estate, 95-98	Freeway 968		✓	✓			Lock 538	Lightboard 976 recommended
FORD	Scorpio , 5-dr Estate, 85-94	ClipOn High 9105		✓				✓	Not needed
FORD	Scorpio , 5-dr Estate, 95-98	ClipOn High 9105		✓				✓	Not needed










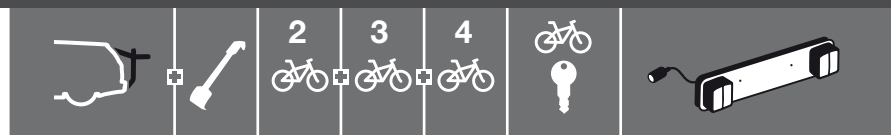
				2	3	4		
FORD	Sierra , 5-dr Estate, 84-94	ClipOn 9103		✓	✓		Lock 538	Lightboard 976 recommended
FORD	Sierra , 5-dr Estate, 84-94	ClipOn High 9105		✓			✓	Lightboard 976 recommended
FORD	S-Max, MPV, 06-	Indoor 592		✓				Not applicable
FORD	Windstar, 5-dr MPV, 94-98	Indoor 592		✓				Not applicable
FORD	Windstar, 5-dr MPV, 95-97	BackPac 973	973-15	✓	973-23		✓	Not needed
FORD	Windstar, 5-dr MPV, 95-97	ClipOn High 9106	9111	✓			✓	Not needed
FORD	Windstar , 5-dr MPV, 95-97	ClipOn 9104	9111	✓	✓		Lock 538	Lightboard 976 recommended
HONDA	Accord, 4-dr Sedan, 93-02	Freeway 968		✓	✓		Lock 538	Lightboard 976 recommended
HONDA	Accord, 3-dr Coupé, 94-97	Freeway 968		✓	✓		Lock 538	Lightboard 976 recommended
HONDA	Accord, 5-dr Estate, 94-97	Freeway 968		✓	✓		Lock 538	Lightboard 976 recommended
HONDA	Civic, 5-dr Hatchback, 01-03	ClipOn 9103		✓	✓		Lock 538	Lightboard 976 recommended
HONDA	Civic, 5-dr Hatchback, 01-03	ClipOn High 9105		✓			✓	Not needed
HONDA	Civic 1.4, 3/5-dr Hatchback, 04-05	ClipOn 9103		✓	✓		Lock 538	Lightboard 976 recommended
HONDA	Civic 1.4, 3/5-dr Hatchback, 04-05	ClipOn High 9105		✓			✓	Not needed
HONDA	Fit, 5-dr Hatchback, 08-	ClipOn 9103		✓	✓		Lock 538	Lightboard 976 recommended
HONDA	Fit, 5-dr Hatchback, 08-	ClipOn High 9105		✓			✓	Lightboard 976 recommended
HONDA	Jazz, 5-dr Hatchback, 02-08	ClipOn 9103		✓	✓		Lock 538	Lightboard 976 recommended
HONDA	Jazz, 5-dr Hatchback, 02-08	ClipOn High 9105		✓			✓	Lightboard 976 recommended
HONDA	Jazz, 5-dr Hatchback, 02-08	Freeway 968		✓	✓		Lock 538	Lightboard 976 recommended
HONDA	Jazz, 5-dr Hatchback, 09-	ClipOn 9103		✓	✓		Lock 538	Lightboard 976 recommended
HONDA	Jazz, 5-dr Hatchback, 09-	ClipOn High 9105		✓			✓	Lightboard 976 recommended
HONDA	Logo, 3/5-dr Hatchback, 95-02	ClipOn High 9105		✓			✓	Not needed
HONDA	Logo , 3/5-dr Hatchback, 95-02	ClipOn 9103		✓	✓		Lock 538	Lightboard 976 recommended
HYUNDAI	Accent, 4-dr Sedan, 00-05	Freeway 968		✓	✓		Lock 538	Lightboard 976 recommended
HYUNDAI	Accent, 4-dr Sedan, 06-	Freeway 968		✓	✓		Lock 538	Lightboard 976 recommended
HYUNDAI	Accent, 5-dr Hatchback, 95-99	Freeway 968		✓	✓		Lock 538	Lightboard 976 recommended
HYUNDAI	Atos , 3/5-dr Hatchback, 98-03	ClipOn 9104		✓	✓		Lock 538	Lightboard 976 recommended
HONDA	Atos , 3/5-dr Hatchback, 98-03	ClipOn High 9106		✓			✓	Lightboard 976 recommended
HONDA	Atos , 3/5-dr Hatchback, 98-03	Freeway 968		✓	✓		Lock 538	Lightboard 976 recommended
HONDA	Atos Prime, 3/5-dr Hatchback, 04-	ClipOn 9104		✓	✓		Lock 538	Lightboard 976 recommended
HONDA	Atos Prime, 3/5-dr Hatchback, 04-	ClipOn High 9106		✓			✓	Not needed
HONDA	Elantra, 5-dr Estate, 96-99	BackPac 973	973-14	✓	973-23		✓	Not needed
HONDA	Elantra , 5-dr Estate, 96-00	ClipOn 9103		✓	✓		Lock 538	Lightboard 976 recommended
HONDA	Elantra , 5-dr Estate, 96-99	ClipOn High 9105		✓			✓	Not needed
HONDA	Getz, 3/5-dr Hatchback, 02-05	ClipOn 9103		✓	✓		Lock 538	Lightboard 976 recommended
HONDA	Getz, 3/5-dr Hatchback, 02-05	ClipOn High 9105		✓			✓	Not needed
HONDA	Getz, 3/5-dr Hatchback, 05-	ClipOn 9103	9115	✓	✓		Lock 538	Lightboard 976 recommended
HONDA	Getz, 3/5-dr Hatchback, 05-	ClipOn High 9105	9115	✓			✓	Not needed
HONDA	H1, 4-dr Van, 08-	BackPac 973	973-16	✓	973-23		✓	Not needed
HONDA	i10, 5-dr Hatchback, 09-	ClipOn 9103	9115	✓	✓		Lock 538	Lightboard 976 recommended
HONDA	i10, 5-dr Hatchback, 09-	ClipOn High 9105	9115	✓			✓	Lightboard 976 recommended
HONDA	Matrix, 5-dr MPV, 01-	BackPac 973	973-16	✓	973-23		✓	Lightboard 976 recommended
HONDA	Matrix, 5-dr MPV, 01-	ClipOn 9104		✓	✓		Lock 538	Lightboard 976 recommended
HONDA	Matrix, 5-dr MPV, 01-	ClipOn High 9106		✓			✓	Not needed
HONDA	Matrix, 5-dr MPV, 01-	Freeway 968		✓	✓		Lock 538	Lightboard 976 recommended
HONDA	Santa Fé, 5-dr SUV, 00-03	ClipOn 9104		✓	✓		Lock 538	Lightboard 976 recommended
HONDA	Santa Fé, 5-dr SUV, 00-03	Freeway 968		✓	✓		Lock 538	Lightboard 976 recommended
HONDA	Santa Fé, 5-dr SUV, 04-05	ClipOn 9104		✓	✓		Lock 538	Lightboard 976 recommended
HONDA	Santa Fé, 5-dr SUV, 04-05	Freeway 968		✓	✓		Lock 538	Lightboard 976 recommended
HONDA	Santa Fé, 5-dr SUV, 06-	BackPac 973	973-16	✓	973-23	973-24	✓	Not needed
HONDA	Santa Fé, 5-dr SUV, 06-	ClipOn 9104		✓	✓		Lock 538	Lightboard 976 recommended
HONDA	Santa Fé, 5-dr SUV, 06-	ClipOn High 9106		✓			✓	Not needed
HONDA	Santa Fé, 5-dr SUV, 06-	Freeway 968		✓	✓		Lock 538	Lightboard 976 recommended
HONDA	Sonata, 4-dr Sedan, 01-04	Freeway 968		✓	✓		Lock 538	Lightboard 976 recommended
HONDA	Sonata, 4-dr Sedan, 94-00	Freeway 968		✓	✓		Lock 538	Lightboard 976 recommended
HONDA	Starex, 4-dr Van, 08-	BackPac 973	973-16	✓	973-23		✓	Not needed
HONDA	Starex, 5-dr MPV, 97-	Indoor 592		✓				Not applicable
HONDA	Terracan, 5-dr SUV, 01-03	ClipOn 9104		✓	✓		Lock 538	Lightboard 976 recommended
HONDA	Terracan, 5-dr SUV, 01-03	Freeway 968		✓	✓		Lock 538	Lightboard 976 recommended

								
HONDA	Terracan , 5-dr SUV, 01-03	ClipOn High 9106		✓			✓	Not needed
HONDA	Trajjet , 5-dr MPV, 00-	BackPac 973	973-18	✓	973-23	973-24	✓	Not needed
HONDA	Trajjet , 5-dr BUS, 00-	Indoor 592		✓	593			Not applicable
HONDA	Tucson, 5-dr SUV, 04-	ClipOn 9104		✓	✓		Lock 538	Lightboard 976 recommended
HONDA	Tucson, 5-dr SUV, 04-	ClipOn High 9106		✓			✓	Not needed
JEEP	Cherokee, 5-dr SUV, 98-00	BackPac 973	973-16	✓	973-23		✓	Not needed
JEEP	Cherokee, 5-dr SUV, 98-00	Freeway 968		✓	✓		Lock 538	Lightboard 976 recommended
JEEP	Cherokee , 5-dr SUV, 98-00	ClipOn High 9106		✓			✓	Not needed
JEEP	Cherokee , 5-dr SUV, 06-	Indoor 592		1 bike				Not applicable
JEEP	Cherokee Sport, 5-dr SUV, 01-	ClipOn 9104		✓	✓		Lock 538	Lightboard 976 recommended
JEEP	Commander, 5-dr SUV, 06-	ClipOn 9104		✓	✓		Lock 538	Lightboard 976 recommended
JEEP	Commander, 5-dr SUV, 06-	ClipOn High 9106		✓			✓	Not needed
JEEP	Commander, 5-dr SUV, 06-	Freeway 968		✓	✓		Lock 538	Lightboard 976 recommended
JEEP	Grand Cherokee, 5-dr SUV, 05-	ClipOn 9104		✓	✓		Lock 538	Lightboard 976 recommended
JEEP	Grand Cherokee, 5-dr SUV, 05-	Freeway 968		✓	✓		Lock 538	Lightboard 976 recommended
JEEP	Grand Cherokee, 5-dr SUV, 92-98	BackPac 973	973-16	✓	973-23		✓	Not needed
JEEP	Grand Cherokee, 5-dr SUV, 99-04	BackPac 973	973-16	✓	973-23		✓	Not needed
JEEP	Grand Cherokee, 5-dr SUV, 99-04	ClipOn 9104		✓	✓		Lock 538	Lightboard 976 recommended
JEEP	Grand Cherokee, 5-dr SUV, 99-04	Freeway 968		✓	✓		Lock 538	Lightboard 976 recommended
JEEP	Grand Cherokee , 5-dr SUV, 99-04	ClipOn High 9106		✓			✓	Not needed
JEEP	Grand Cherokee, 5-dr SUV, 05-	BackPac 973	973-17	✓	973-23		✓	Not needed
JEEP	Grand Cherokee, 5-dr SUV, 05-	ClipOn High 9106		✓			✓	Not needed
KIA	Carens, 5-dr MPV, 02-05	ClipOn 9104		✓	✓		Lock 538	Lightboard 976 recommended
KIA	Carens, 5-dr MPV, 02-05	ClipOn High 9106		✓			✓	Not needed
KIA	Carens, 5-dr MPV, 02-05	Freeway 968		✓	✓		Lock 538	Lightboard 976 recommended
KIA	Carens, 5-dr MPV, 06-	ClipOn 9104	9115	✓	✓		Lock 538	Lightboard 976 recommended
KIA	Carens, 5-dr MPV, 06-	ClipOn High 9106	9115	✓			✓	Not needed
KIA	Carens, 5-dr MPV, 06-	Indoor 592		✓				Not applicable
KIA	Carens (MK II), 5-dr MPV, 02-05	BackPac 973	973-16	✓	973-23		✓	Not needed
KIA	Carens (MK III), 5-dr MPV, 06-	BackPac 973	973-15	✓	973-23		✓	Not needed
KIA	Carneval I, 5-dr MPV, 98-01	BackPac 973	973-17	✓	973-23		✓	Not needed
KIA	Carneval I, 5-dr MPV, 98-01	ClipOn 9104	9111	✓	✓		Lock 538	Lightboard 976 recommended
KIA	Carneval I, 5-dr MPV, 98-01	ClipOn High 9106	9111	✓			✓	Not needed
KIA	Carneval II, 5-dr MPV, 02-05	BackPac 973	973-16	✓	973-23		✓	Not needed
KIA	Carneval II, 5-dr MPV, 02-05	ClipOn High 9106	9111	✓			✓	Not needed
KIA	Carneval II, 5-dr MPV, 02-05	Indoor 592		✓	593			Not applicable
KIA	Carneval III, 5-dr MPV, 06-	BackPac 973	973-15	✓	973-23		✓	Not needed
KIA	Carneval III, 5-dr MPV, 06-	ClipOn High 9106	9111	✓			✓	Not needed
KIA	Carneval III, 5-dr MPV, 06-	ClipOn 9104	9111	✓	✓		Lock 538	Lightboard 976 recommended
KIA	Carneval III, 5-dr MPV, 06-	Indoor 592		✓	593			Not applicable
KIA	Cee'd, 5-dr Hatchback, 07-	ClipOn 9103	9115	✓	✓		Lock 538	Lightboard 976 recommended
KIA	Cee'd, 5-dr Hatchback, 07-	ClipOn High 9105	9115	✓			✓	Not needed
KIA	Cee'd, 5-dr Hatchback, 07-	Freeway 968		✓	✓		Lock 538	Lightboard 976 recommended
KIA	Cerato, 5-dr Hatchback, 04-	ClipOn High 9105		✓			✓	Not needed
KIA	Cerato, 5-dr Hatchback, 04-	Freeway 968		✓	✓		Lock 538	Lightboard 976 recommended
KIA	Cerato, 5-dr Hatchback, 04-	ClipOn 9103		✓	✓		Lock 538	Lightboard 976 recommended
KIA	Magentis, 4-dr Sedan, 01-02	Freeway 968		✓	✓		Lock 538	Lightboard 976 recommended
KIA	Magentis, 4-dr Sedan, 06-	Freeway 968		✓	✓		Lock 538	Lightboard 976 recommended
KIA	Opirus, 4-dr Sedan, 03-	Freeway 968		✓	✓		Lock 538	Lightboard 976 recommended
KIA	Picanto , 5-dr Hatchback, 04-	Freeway 968		✓	✓		Lock 538	Lightboard 976 recommended
KIA	Picanto , 5-dr Hatchback, 11-	ClipOn 9103		✓	✓		Lock 538	Lightboard 976 recommended
KIA	Picanto , 5-dr Hatchback, 11-	ClipOn High 9105		✓			✓	Not needed
KIA	Pregio, 5-dr Van, 01-04	BackPac 973	973-18	✓	973-23		✓	Not needed
KIA	Pride , 3/5-dr Hatchback, 95-00	BackPac 973	973-15	✓	973-23		✓	Not needed
KIA	Pride , 3/5-dr Hatchback, 95-00	ClipOn 9103		✓	✓		Lock 538	Lightboard 976 recommended
KIA	Pride , 3/5-dr Hatchback, 95-00	ClipOn High 9105		✓			✓	Not needed
KIA	Rio , 5-dr Hatchback, 00-04	ClipOn 9104		✓	✓		Lock 538	Lightboard 976 recommended
KIA	Rio , 5-dr Hatchback, 00-04	Freeway 968		✓	✓		Lock 538	Lightboard 976 recommended
KIA	Rio , 5-dr Estate, 02-	ClipOn 9103		✓	✓		Lock 538	Lightboard 976 recommended










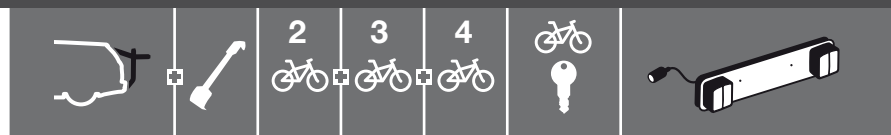
					2	3	4		
KIA	Rio , 5-dr Estate, 02-	ClipOn High 9105		✓				✓	Not needed
KIA	Rio , 5-dr Estate, 02-	Freeway 968		✓	✓			Lock 538	Lightboard 976 recommended
KIA	Rio , 5-dr Hatchback, 05-	ClipOn 9103		✓	✓			Lock 538	Lightboard 976 recommended
KIA	Rio , 5-dr Hatchback, 05-	ClipOn High 9105		✓				✓	Not needed
KIA	Rio , 5-dr Hatchback, 05-	Freeway 968		✓	✓			Lock 538	Lightboard 976 recommended
KIA	Sephia, 5-dr Hatchback, 98-00	Freeway 968		✓	✓			Lock 538	Lightboard 976 recommended
KIA	Sorento, 5-dr SUV, 02-08	BackPac 973	973-17	✓		973-23		✓	Not needed
KIA	Sorento, 5-dr SUV, 02-08	ClipOn 9104		✓	✓			Lock 538	Lightboard 976 recommended
KIA	Sorento, 5-dr SUV, 02-08	ClipOn High 9106		✓				✓	Not needed
KIA	Sportage , 5-dr SUV, 94-03	ClipOn 9104		✓	✓			Lock 538	Lightboard 976 recommended
KIA	Sportage , 5-dr SUV, 94-03	ClipOn High 9106		✓				✓	Not needed
KIA	Sportage , 5-dr SUV, 04-07	ClipOn 9104	9115	✓	✓			Lock 538	Lightboard 976 recommended
KIA	Sportage , 5-dr SUV, 04-07	ClipOn High 9106	9115	✓				✓	Not needed
KIA	Sportage , 5-dr SUV, 04-07	Freeway 968		✓	✓			Lock 538	Lightboard 976 recommended
KIA	Sportage , 5-dr SUV, 08-10	ClipOn 9104	9115	✓	✓			Lock 538	Lightboard 976 recommended
KIA	Sportage , 5-dr SUV, 08-10	ClipOn High 9106	9115	✓				✓	Not needed
KIA	Sportage , 5-dr SUV, 08-10	Freeway 968		✓	✓			Lock 538	Lightboard 976 recommended
KIA	Sportage, 5-dr SUV, 11-	ClipOn 9104		✓	✓			Lock 538	Lightboard 976 recommended
KIA	Sportage, 5-dr SUV, 11-	ClipOn High 9106		✓				✓	Not needed
KIA	Venga, 5-dr Hatchback, 10-	ClipOn 9104		✓	✓			Lock 538	Lightboard 976 recommended
KIA	Venga, 5-dr Hatchback, 10-	ClipOn High 9106		✓				✓	Not needed
LANCIA	Ypsilon, 3-dr Hatchback, 03-	Freeway 968		✓	✓			Lock 538	Lightboard 976 recommended
LANCIA	Ypsilon, 3-dr Hatchback, 96-02	ClipOn 9103		✓	✓			Lock 538	Lightboard 976 recommended
LANCIA	Ypsilon, 3-dr Hatchback, 96-02	ClipOn High 9105		✓				✓	Not needed
LANCIA	Zeta, 5-dr MPV, 94-02	BackPac 973	973-16	✓				✓	Not needed
LANCIA	Zeta, 5-dr MPV, 94-02	ClipOn 9104	9111	✓	✓			Lock 538	Lightboard 976 recommended
LANCIA	Zeta, 5-dr MPV, 94-02	ClipOn High 9106	9111	✓				✓	Not needed
LANCIA	Zeta, 5-dr MPV, 94-02	Freeway 968		✓	✓			Lock 538	Lightboard 976 recommended
LAND ROVER	Freelander, 5-dr SUV, 98-03	Indoor 592		1 bike					Not applicable
LAND ROVER	Freelander, 5-dr SUV, 06-	ClipOn 9104		✓	✓			Lock 538	Lightboard 976 recommended
LAND ROVER	Freelander, 5-dr SUV, 06-	Freeway 968		✓	✓			Lock 538	Lightboard 976 recommended
LAND ROVER	Range Rover, 5-dr MPV, 95-01	Indoor 592		1 bike					Not applicable
LEXUS	IS 250, 4-dr Sedan, 06-	Freeway 968		✓	✓			Lock 538	Lightboard 976 recommended
LEXUS	RX 300, 5-dr SUV, 98-03	ClipOn 9104		✓	✓			Lock 538	Lightboard 976 recommended
LEXUS	RX 300, 5-dr SUV, 98-03	ClipOn High 9106		✓				✓	Not needed
MAZDA	2, 5-dr Hatchback, 03-05	ClipOn 9104		✓	✓			Lock 538	Lightboard 976 recommended
MAZDA	2, 5-dr Hatchback, 03-05	ClipOn High 9106		✓				✓	Not needed
MAZDA	2, 5-dr Hatchback, 07-	ClipOn 9104		✓	✓			Lock 538	Lightboard 976 recommended
MAZDA	3, 3/5-dr Hatchback, 04-08	ClipOn 9104		✓	✓			Lock 538	Lightboard 976 recommended
MAZDA	5, 5-dr MPV, 11-	ClipOn 9104		✓	✓			Lock 538	Lightboard 976 recommended
MAZDA	5, 5-dr MPV, 11-	ClipOn High 9106		✓				✓	Not needed
MAZDA	5, 5-dr MPV, 11-	BackPac 973	973-15	✓		973-23		✓	Not needed
MAZDA	6, 4-dr Sedan , 02-	Freeway 968		✓	✓			Lock 538	Lightboard 976 recommended
MAZDA	121, 3/5-dr Hatchback, 95-03	ClipOn High 9105		✓				✓	Not needed
MAZDA	323, 3/5-dr Hatchback, 95-98	Freeway 968		✓	✓			Lock 538	Lightboard 976 recommended
MAZDA	323, 4-dr Sedan, 98-03	Freeway 968		✓	✓			Lock 538	Lightboard 976 recommended
MAZDA	626, 5-dr Estate, 88-97	Freeway 968		✓	✓			Lock 538	Lightboard 976 recommended
MAZDA	626, 5-dr Estate, 98-02	Freeway 968		✓	✓			Lock 538	Lightboard 976 recommended
MAZDA	626, 5-dr Hatchback, 98-02	Freeway 968		✓	✓			Lock 538	Lightboard 976 recommended
MAZDA	323 F (1.5), 5-dr Hatchback, 98-00	ClipOn 9103		✓	✓			Lock 538	Lightboard 976 recommended
MAZDA	323 F (1.5), 5-dr Hatchback, 98-00	ClipOn High 9105		✓				✓	Not needed
MAZDA	323 F (1.5), 5-dr Hatchback, 98-00	Freeway 968		✓	✓			Lock 538	Lightboard 976 recommended
MAZDA	6 2.0, 5-dr Estate, 02-07	BackPac 973	973-17	✓		973-23		✓	Not needed
MAZDA	6 2.0, 5-dr Estate, 02-07	Freeway 968		✓	✓			Lock 538	Lightboard 976 recommended
MAZDA	6 2.0 , 5-dr Estate, 02-07	ClipOn 9104		✓	✓			Lock 538	Lightboard 976 recommended
MAZDA	6 2.0 , 5-dr Estate, 02-07	ClipOn High 9106		✓				✓	Not needed
MAZDA	CX-7, 5-dr SUV, 07-	BackPac 973	973-17	✓		973-23		✓	Not needed
MAZDA	Demio , 5-dr MPV, 01-02	BackPac 973	973-15	✓		973-23		✓	Not needed

									
				2	3	4			
MAZDA	Demio , 5-dr MPV, 01-02	ClipOn 9104		✓	✓			Lock 538	Lightboard 976 recommended
MAZDA	Demio , 5-dr MPV, 01-02	ClipOn High 9106		✓				✓	Not needed
MAZDA	Demio , 5-dr MPV, 01-02	Freeway 968		✓	✓			Lock 538	Lightboard 976 recommended
MAZDA	Demio , 5-dr MPV, 96-00	BackPac 973	973-15	✓	973-23			✓	Not needed
MAZDA	Demio , 5-dr MPV, 96-00	ClipOn 9104		✓	✓			Lock 538	Lightboard 976 recommended
MAZDA	Demio , 5-dr MPV, 96-00	ClipOn High 9106		✓				✓	Not needed
MAZDA	Demio , 5-dr MPV, 96-00	Freeway 968		✓	✓			Lock 538	Lightboard 976 recommended
MAZDA	MPV, 5-dr MPV, 00-	BackPac 973	973-15	✓	973-23	973-24		✓	Not needed
MAZDA	MPV, 5-dr MPV, 00-	ClipOn 9104	9111	✓	✓			Lock 538	Lightboard 976 recommended
MAZDA	MPV, 5-dr MPV, 00-	ClipOn High 9106	9111	✓				✓	Not needed
MAZDA	MPV, 5-dr MPV, 99-02	Indoor 592		✓					Not applicable
MAZDA	MPV, 5-dr MPV, 03-	Indoor 592		✓					Not applicable
MAZDA	Premacy , 5-dr SUV, 02-	ClipOn 9104		✓	✓			Lock 538	Lightboard 976 recommended
MAZDA	Premacy , 5-dr SUV, 02-	ClipOn High 9106		✓				✓	Lightboard 976 recommended
MAZDA	Premacy , 5-dr MPV, 02-	Freeway 968		✓	✓			Lock 538	Lightboard 976 recommended
MAZDA	Premacy , 5-dr SUV, 99-01	ClipOn 9104		✓	✓			Lock 538	Lightboard 976 recommended
MAZDA	Premacy , 5-dr SUV, 99-01	ClipOn High 9106		✓				✓	Lightboard 976 recommended
MAZDA	Premacy , 5-dr MPV, 99-01	Freeway 968		✓	✓			Lock 538	Lightboard 976 recommended
MAZDA	Tribute, 5-dr SUV, 00-06	ClipOn 9104		✓	✓			Lock 538	Lightboard 976 recommended
MAZDA	Tribute, 5-dr SUV, 00-06	ClipOn High 9106		✓				✓	Not needed
MAZDA	Tribute, 5-dr SUV, 00-06	Freeway 968		✓	✓			Lock 538	Lightboard 976 recommended
MAZDA	Tribute , 5-dr SUV, 00-06	BackPac 973	973-16	✓	973-23	973-24		✓	Lightboard 976 recommended
MERCEDES	A-klasse, 5-dr Hatchback, 98-00	Freeway 968		✓	✓			Lock 538	Lightboard 976 recommended
MERCEDES	A-klasse, 5-dr Hatchback, 01-03	Freeway 968		✓	✓			Lock 538	Lightboard 976 recommended
MERCEDES	A-klasse (W169), 3/5-dr Hatchback, 04-	Freeway 968		✓	✓			Lock 538	Lightboard 976 recommended
MERCEDES	A-klasse (W169), 3/5-dr Hatchback, 04-	BackPac 973	973-18	✓	973-23			✓	Not needed
MERCEDES	A-klasse (W169), 3/5-dr Hatchback, 04-	ClipOn 9104		✓	✓			Lock 538	Lightboard 976 recommended
MERCEDES	A-klasse (W169), 3/5-dr Hatchback, 04-	ClipOn High 9106		✓				✓	Not needed
MERCEDES	B-klasse (W245), 5-dr Hatchback, 05-	BackPac 973	973-15	✓	973-23			✓	Not needed
MERCEDES	B-klasse (W245), 5-dr Hatchback, 05-	ClipOn 9104		✓	✓			Lock 538	Lightboard 976 recommended
MERCEDES	B-klasse (W245), 5-dr Hatchback, 05-	ClipOn High 9106		✓				✓	Not needed
MERCEDES	B-klasse (W245), 5-dr Hatchback, 05-	Freeway 968		✓	✓			Lock 538	Lightboard 976 recommended
MERCEDES	C-klasse, 5-dr Estate, 07-	ClipOn 9103		✓	✓			Lock 538	Lightboard 976 recommended
MERCEDES	C-klasse, 5-dr Estate, 07-	ClipOn High 9105		✓				✓	Not needed
MERCEDES	C-klasse (W202), 5-dr Estate, 93-99	ClipOn 9103		✓	✓			Lock 538	Lightboard 976 recommended
MERCEDES	C-klasse (W202), 5-dr Estate, 93-99	ClipOn High 9105		✓				✓	Not needed
MERCEDES	C-klasse (W203), 4-dr Sedan, 04-06	Freeway 968		✓	✓			Lock 538	Lightboard 976 recommended
MERCEDES	C-klasse (W204), 5-dr Estate, 07-	BackPac 973	973-15	✓	973-23			✓	Not needed
MERCEDES	E-Klasse (W124), 5-dr Estate, 85-95	Freeway 968		✓	✓			Lock 538	Lightboard 976 recommended
MERCEDES	M-Klasse, 5-dr SUV, 98-	Indoor 592		1 bike					Not applicable
MERCEDES	M-Klasse (W163) , 5-dr SUV, 98-01	Freeway 968		✓	✓			Lock 538	Lightboard 976 recommended
MERCEDES	M-Klasse (W163) , 5-dr SUV, 98-01	BackPac 973	973-16	✓	973-23	973-24		✓	Not needed
MERCEDES	M-Klasse (W164), 5-dr SUV, 05-	BackPac 973	973-15	✓	973-23			✓	Not needed
MERCEDES	M-Klasse (W164), 5-dr SUV, 05-	ClipOn 9104		✓	✓			Lock 538	Lightboard 976 recommended
MERCEDES	M-Klasse (W164), 5-dr SUV, 05-	ClipOn High 9106		✓				✓	Not needed
MERCEDES	M-Klasse (W164), 5-dr SUV, 05-	Freeway 968		✓	✓			Lock 538	Lightboard 976 recommended
MERCEDES	R-Klasse (W251), 5-dr Estate, 05-	BackPac 973	973-19	✓	973-23			✓	Not needed
MERCEDES	R-Klasse (W251), 5-dr Estate, 05-	ClipOn 9104		✓	✓			Lock 538	Lightboard 976 recommended
MERCEDES	R-Klasse (W251), 5-dr Estate, 05-	ClipOn High 9106		✓				✓	Not needed
MERCEDES	R-Klasse (W251), 5-dr Estate, 05-	Freeway 968		✓	✓			Lock 538	Lightboard 976 recommended
MERCEDES	Vaneo, 5-dr MPV, 02-	Indoor 592		✓					Not applicable
MERCEDES	Viano, 5-dr MPV, 03-	BackPac 973	973-18	✓	973-23	973-24		✓	Lightboard 976 recommended
MERCEDES	Vito , 4/5-dr MPV, 04-	BackPac 973	973-16	✓	973-23	973-24		✓	Lightboard 976 recommended
MERCEDES	Vito , 4/5-dr MPV, 95-03	BackPac 973	973-16	✓	973-23	973-24		✓	Not needed
MERCEDES	V-klasse, 5-dr MPV, 97-03	BackPac 973	973-16	✓	973-23			✓	Not needed
MINI	Cooper, 3-dr Hatchback, 01-06	Freeway 968		✓	✓			Lock 538	Lightboard 976 recommended







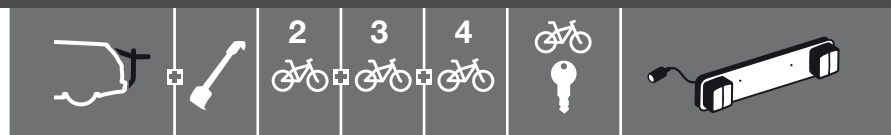
				2	3	4		
mitsubishi	Carisma, 5-dr Hatchback, 96-	Freeway 968		✓	✓		Lock 538	Lightboard 976 recommended
mitsubishi	Colt , 3-dr Hatchback, 92-95	ClipOn 9103		✓	✓		Lock 538	Lightboard 976 recommended
mitsubishi	Colt , 5-dr Hatchback, 04-10	BackPac 973	973-18	✓			✓	Lightboard 976 recommended
mitsubishi	Colt , 5-dr Hatchback, 04-10	ClipOn 9104		✓	✓		Lock 538	Lightboard 976 recommended
mitsubishi	Colt , 5-dr Hatchback, 04-10	ClipOn High 9106		✓			✓	Lightboard 976 recommended
mitsubishi	Colt , 5-dr Hatchback, 04-10, 11-	Freeway 968		✓	✓		Lock 538	Lightboard 976 recommended
mitsubishi	Colt , 5-dr Hatchback, 11-	ClipOn 9104		✓	✓		Lock 538	Lightboard 976 recommended
mitsubishi	Colt , 5-dr Hatchback, 11-	ClipOn High 9106		✓			✓	Lightboard 976 recommended
mitsubishi	Colt , 3-dr Hatchback, 05-	ClipOn 9103		✓	✓		Lock 538	Lightboard 976 recommended
mitsubishi	Colt , 3-dr Hatchback, 05-	ClipOn High 9105		✓			✓	Not needed
mitsubishi	Galant, 5-dr Hatchback, 88-92	Freeway 968		✓	✓		Lock 538	Lightboard 976 recommended
mitsubishi	Galant, 4-dr Sedan, 97-05	Freeway 968		✓	✓		Lock 538	Lightboard 976 recommended
mitsubishi	Galant, 5-dr Estate, 97-05	BackPac 973	973-15	✓	973-23		✓	Not needed
mitsubishi	Galant, 5-dr Estate, 97-05	Freeway 968		✓	✓		Lock 538	Lightboard 976 recommended
mitsubishi	Galant , 5-dr Estate, 97-05	ClipOn 9104		✓	✓		Lock 538	Lightboard 976 recommended
mitsubishi	Galant , 5-dr Estate, 97-05	ClipOn High 9106		✓			✓	Not needed
mitsubishi	Lancer, 5-dr Estate, 93-96	Freeway 968		✓	✓		Lock 538	Lightboard 976 recommended
mitsubishi	Pajero, 5-dr SUV, 99-04	Indoor 592		1 bike				Not applicable
mitsubishi	Space Gear, 5-dr MPV, 95-	BackPac 973	973-16	✓	973-23		✓	Not needed
mitsubishi	Space Star, 5-dr MPV, 98-01	BackPac 973	973-18	✓	973-23	973-24	✓	Not needed
mitsubishi	Space Star, 5-dr MPV, 98-01	Freeway 968		✓	✓		Lock 538	Lightboard 976 recommended
mitsubishi	Space Star , 5-dr MPV, 98-01	ClipOn 9104		✓	✓		Lock 538	Lightboard 976 recommended
mitsubishi	Space Star , 5-dr MPV, 98-01	ClipOn High 9106		✓			✓	Lightboard 976 recommended
mitsubishi	Space Star , 5-dr MPV, 02-05	ClipOn 9104		✓	✓		Lock 538	Lightboard 976 recommended
mitsubishi	Space Star , 5-dr MPV, 02-05	ClipOn High 9106		✓			✓	Lightboard 976 recommended
mitsubishi	Space Star, 5-dr MPV, 02-05	BackPac 973	973-18	✓	973-23	973-24	✓	Not needed
mitsubishi	Space Star, 5-dr MPV, 02-05	Freeway 968		✓	✓		Lock 538	Lightboard 976 recommended
mitsubishi	Space Wagon, 3-dr MPV, 99-05	ClipOn High 9106		✓			✓	Not needed
mitsubishi	Space Wagon , 3-dr MPV, 99-05	ClipOn 9104		✓	✓		Lock 538	Lightboard 976 recommended
mitsubishi	Space Wagon, 5-dr MPV, 84-98	BackPac 973	973-14	✓	973-23	973-24	✓	Not needed
mitsubishi	Space Wagon, 5-dr MPV, 84-98	Freeway 968		✓	✓		Lock 538	Lightboard 976 recommended
mitsubishi	Space Wagon, 5-dr MPV, 99-03	BackPac 973	973-16	✓	973-23	973-24	✓	Not needed
mitsubishi	Space Wagon, 5-dr MPV, 99-03	Freeway 968		✓	✓		Lock 538	Lightboard 976 recommended
NISSAN	Almera, 4-dr Sedan, 95-99	Freeway 968		✓	✓		Lock 538	Lightboard 976 recommended
NISSAN	Almera, 4-dr Sedan, 00-03	Freeway 968		✓	✓		Lock 538	Lightboard 976 recommended
NISSAN	Almera, 3/5-dr Hatchback, 95-99	Freeway 968		✓	✓		Lock 538	Lightboard 976 recommended
NISSAN	Almera , 5-dr Hatchback, 95-99	ClipOn 9103		✓	✓		Lock 538	Lightboard 976 recommended
NISSAN	Almera , 3/5-dr Hatchback, 00-06	ClipOn 9103		✓	✓		Lock 538	Lightboard 976 recommended
NISSAN	Almera, 3/5-dr Hatchback, 00-06	Freeway 968		✓	✓		Lock 538	Lightboard 976 recommended
NISSAN	Almera , 3/5-dr Hatchback, 00-06	ClipOn High 9105		✓			✓	Not needed
NISSAN	Almera Tino, 5-dr MPV, 99-01	ClipOn 9104		✓	✓		Lock 538	Lightboard 976 recommended
NISSAN	Almera Tino, 5-dr MPV, 99-01	ClipOn High 9106		✓			✓	Lightboard 976 recommended
NISSAN	Almera Tino, 5-dr MPV, 99-01	Freeway 968		✓	✓		Lock 538	Lightboard 976 recommended
NISSAN	Almera Tino, 5-dr MPV, 02-06	ClipOn 9104		✓	✓		Lock 538	Lightboard 976 recommended
NISSAN	Almera Tino, 5-dr MPV, 02-06	ClipOn High 9106		✓			✓	Lightboard 976 recommended
NISSAN	Almera Tino, 5-dr MPV, 02-06	Freeway 968		✓	✓		Lock 538	Lightboard 976 recommended
NISSAN	Juke, 5-dr SUV, 10-	ClipOn 9104		✓	✓		Lock 538	Lightboard 976 recommended
NISSAN	Micra (K11), 3/5-dr Hatchback, 93-02	ClipOn 9103		✓	✓		Lock 538	Lightboard 976 recommended
NISSAN	Micra (K11), 3/5-dr Hatchback, 93-02	ClipOn High 9105		✓			✓	Not needed
NISSAN	Micra (K11), 3/5-dr Hatchback, 93-02	Freeway 968		✓	✓		Lock 538	Lightboard 976 recommended
NISSAN	Micra (K13), 3/5-dr Hatchback, 10-	ClipOn 9104		✓	✓		Lock 538	Lightboard 976 recommended
NISSAN	Micra (K13), 3/5-dr Hatchback, 10-	ClipOn High 9106		✓			✓	Not needed
NISSAN	Note, 5-dr Hatchback, 06-	ClipOn 9103		✓	✓		Lock 538	Lightboard 976 recommended
NISSAN	Note, 5-dr Hatchback, 06-	ClipOn High 9105		✓			✓	Lightboard 976 recommended
NISSAN	Note, 5-dr Hatchback, 06-	Freeway 968		✓	✓		Lock 538	Lightboard 976 recommended
NISSAN	Pathfinder, 5-dr SUV, 05-	ClipOn 9104	9111	✓	✓		Lock 538	Lightboard 976 recommended
NISSAN	Pathfinder, 5-dr SUV, 05-	ClipOn High 9106	9111	✓			✓	Not needed
NISSAN	Pathfinder, 5-dr SUV, 05-	Freeway 968		✓	✓		Lock 538	Lightboard 976 recommended
NISSAN	Patrol GR, 5-dr SUV, 97-04	Indoor 592		✓				Not applicable

								
				2	3	4		
NISSAN	Patrol GR, 5-dr SUV, 05-	Indoor 592		1 bike				Not applicable
NISSAN	Primastar, 5-dr VAN, 02-	BackPac 973	973-18	✓	973-23		✓	Lightboard 976 recommended
NISSAN	Primera (P10), 4-dr Sedan, 91-96	Freeway 968		✓	✓		Lock 538	Lightboard 976 recommended
NISSAN	Primera (P11), 4-dr Sedan, 97-01	Freeway 968		✓	✓		Lock 538	Lightboard 976 recommended
NISSAN	Primera (P11), 5-dr Hatchback, 97-01	Freeway 968		✓	✓		Lock 538	Lightboard 976 recommended
NISSAN	Primera (W11), 5-dr Estate, 97-01	BackPac 973	973-16	✓	973-23		✓	Not needed
NISSAN	Primera (W11), 5-dr Estate, 97-01	ClipOn 9104		✓	✓		Lock 538	Lightboard 976 recommended
NISSAN	Primera (W11), 5-dr Estate, 97-01	ClipOn High 9106		✓			✓	Not needed
NISSAN	Primera (W12), 5-dr Estate, 02-07	BackPac 973	973-17	✓	973-23		✓	Not needed
NISSAN	Primera (W12), 5-dr Estate, 02-07	ClipOn 9104		✓	✓		Lock 538	Lightboard 976 recommended
NISSAN	Primera (W12), 5-dr Estate, 02-07	ClipOn High 9106		✓			✓	Not needed
NISSAN	Primera (W12), 5-dr Estate, 02-07	Freeway 968		✓	✓		Lock 538	Lightboard 976 recommended
NISSAN	Qashqai, 5-dr SUV, 07-	ClipOn 9104		✓	✓		Lock 538	Lightboard 976 recommended
NISSAN	Qashqai, 5-dr SUV, 07-	ClipOn High 9106		✓			✓	Not needed
NISSAN	Qashqai, 5-dr SUV, 07-	BackPac 973	973-15	✓	973-23		✓	Not needed
NISSAN	Qashqai +2, 5-dr SUV, 08-	ClipOn 9104	9115	✓	✓		Lock 538	Lightboard 976 recommended
NISSAN	Qashqai +2, 5-dr SUV, 08-	ClipOn High 9106	9115	✓			✓	Not needed
NISSAN	Qashqai +2, 5-dr SUV, 08-	BackPac 973	973-15	✓	973-23		✓	Not needed
NISSAN	Serena, 4-dr MPV, 92-00	BackPac 973	973-15	✓	973-23		✓	Lightboard 976 recommended
NISSAN	Serena, 4-dr MPV, 92-00	ClipOn 9104	9111	✓	✓		Lock 538	Lightboard 976 recommended
NISSAN	Serena, 4-dr MPV, 92-	Indoor 592		✓				Not applicable
NISSAN	Sunny, 3/5-dr Hatchback, 86-90	ClipOn 9103		✓	✓		Lock 538	Lightboard 976 recommended
NISSAN	Sunny, 3/5-dr Hatchback, 86-90	ClipOn High 9105		✓			✓	Not needed
NISSAN	Sunny , 3/5-dr Hatchback, 95-99	ClipOn 9103	9111	✓	✓		Lock 538	Lightboard 976 recommended
NISSAN	Sunny , 3/5-dr Hatchback, 95-99	ClipOn High 9105	9111	✓			✓	Not needed
NISSAN	Terrano (WD21), 3/5-dr SUV, 88-96	BackPac 973	973-16	✓	973-23		✓	Not needed
NISSAN	Terrano (WD21), 3/5-dr SUV, 88-96	ClipOn 9104		✓	✓		Lock 538	Lightboard 976 recommended
NISSAN	X-trail, 5-dr SUV, 01-03	ClipOn 9104		✓	✓		Lock 538	Lightboard 976 recommended
NISSAN	X-trail, 5-dr SUV, 01-03	ClipOn High 9106		✓			✓	Lightboard 976 recommended
NISSAN	X-trail, 5-dr SUV, 01-03	Freeway 968		✓	✓		Lock 538	Lightboard 976 recommended
NISSAN	X-trail, 5-dr SUV, 04-06	ClipOn 9104		✓	✓		Lock 538	Lightboard 976 recommended
NISSAN	X-trail, 5-dr SUV, 04-06	ClipOn High 9106		✓			✓	Lightboard 976 recommended
NISSAN	X-trail, 5-dr SUV, 04-06	Freeway 968		✓	✓		Lock 538	Lightboard 976 recommended
NISSAN	Pathfinder, 5-dr SUV, 05-	BackPac 973	973-18	✓	973-23		✓	Not needed
OPEL	Agila, 5-dr MPV, 00-07	ClipOn 9104		✓	✓		Lock 538	Lightboard 976 recommended
OPEL	Agila, 5-dr MPV, 00-07	ClipOn High 9106		✓			✓	Not needed
OPEL	Agila, 5-dr MPV, 00-07	Freeway 968		✓	✓		Lock 538	Lightboard 976 recommended
OPEL	Agila, 5-dr MPV, 00-07	BackPac 973	973-18	✓	973-23		✓	Lightboard 976 recommended
OPEL	Astra, 3/5-dr Hatchback, 92-97	ClipOn 9104		✓	✓		Lock 538	Lightboard 976 recommended
OPEL	Astra, 3/5-dr Hatchback, 92-97	ClipOn High 9106		✓			✓	Not needed
OPEL	Astra, 3/5-dr Hatchback, 92-97	Freeway 968		✓	✓		Lock 538	Lightboard 976 recommended
OPEL	Astra, 3/5-dr Hatchback, 98-03	Freeway 968		✓	✓		Lock 538	Lightboard 976 recommended
OPEL	Astra, 3/5-dr Hatchback, 04-09	Freeway 968		✓	✓		Lock 538	Lightboard 976 recommended
OPEL	Astra, 3/5-dr Hatchback, 04-09	ClipOn 9103	9115	✓	✓		Lock 538	Lightboard 976 recommended
OPEL	Astra, 3/5-dr Hatchback, 04-09	ClipOn High 9105	9115	✓			✓	Not needed
OPEL	Astra, 5-dr Estate, 92-97	BackPac 973	973-19	✓	973-23		✓	Not needed
OPEL	Astra, 5-dr Estate, 92-97	ClipOn 9104		✓	✓		Lock 538	Lightboard 976 recommended
OPEL	Astra, 5-dr Estate, 92-97	ClipOn High 9106		✓			✓	Not needed
OPEL	Astra, 5-dr Estate, 92-97	Freeway 968		✓	✓		Lock 538	Lightboard 976 recommended
OPEL	Astra, 5-dr Estate, 98-03	Freeway 968		✓	✓		Lock 538	Lightboard 976 recommended
OPEL	Astra , 5-dr Estate, 02-03	BackPac 973	973-19	✓	973-23		✓	Not needed
OPEL	Astra , 5-dr Estate, 02-09	BackPac 973	973-15	✓	973-23		✓	Not needed
OPEL	Astra , 5-dr Estate, 02-09	ClipOn 9104		✓	✓		Lock 538	Lightboard 976 recommended
OPEL	Astra, 5-dr Estate, 02-09	Freeway 968		✓	✓		Lock 538	Lightboard 976 recommended
OPEL	Astra, 5-dr Estate, 02-09	ClipOn High 9106		✓			✓	Not needed
OPEL	Astra Sporttour, 5-dr Estate, 10-	BackPac 973	973-15	✓			✓	Not needed
OPEL	Astra, 4-dr Sedan, 98-03	Freeway 968		✓	✓		Lock 538	Lightboard 976 recommended
OPEL	Corsa, 3/5-dr Hatchback, 93-00	ClipOn 9103		✓	✓		Lock 538	Lightboard 976 recommended
OPEL	Corsa, 3/5-dr Hatchback, 93-00	ClipOn High 9105		✓			✓	Not needed






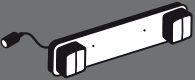


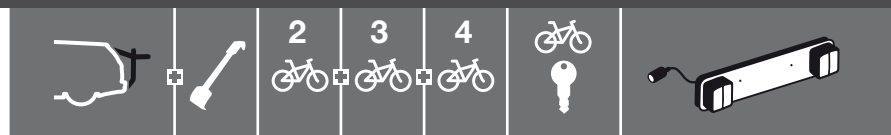
				2	3	4		
OPEL	Corsa, 3/5-dr Hatchback, 93-00	Freeway 968		✓	✓		Lock 538	Lightboard 976 recommended
OPEL	Corsa, 3/5-dr Hatchback, 01-03	ClipOn 9103		✓	✓		Lock 538	Lightboard 976 recommended
OPEL	Corsa, 3/5-dr Hatchback, 01-03	ClipOn High 9105		✓			✓	Lightboard 976 recommended
OPEL	Corsa, 3/5-dr Hatchback, 01-03	Freeway 968		✓	✓		Lock 538	Lightboard 976 recommended
OPEL	Corsa, 3/5-dr Hatchback, 04-05	ClipOn 9103		✓	✓		Lock 538	Lightboard 976 recommended
OPEL	Corsa, 3/5-dr Hatchback, 04-05	ClipOn High 9105		✓			✓	Lightboard 976 recommended
OPEL	Corsa, 3/5-dr Hatchback, 06-	ClipOn High 9105	9115	✓			✓	Not needed
OPEL	Corsa, 3/5-dr Hatchback, 06-	Freeway 968		✓	✓		Lock 538	Lightboard 976 recommended
OPEL	Corsa, 3/5-dr Hatchback, 06-	ClipOn 9103	9115	✓	✓		Lock 538	Lightboard 976 recommended
OPEL	Meriva, 5-dr MPV, 03-06	BackPac 973	973-15	✓	973-23		✓	Lightboard 976 recommended
OPEL	Meriva, 5-dr MPV, 03-06	ClipOn 9104		✓	✓		Lock 538	Lightboard 976 recommended
OPEL	Meriva, 5-dr MPV, 03-06	Freeway 968		✓	✓		Lock 538	Lightboard 976 recommended
OPEL	Meriva, 5-dr MPV, 03-06	ClipOn High 9106		✓			✓	Lightboard 976 recommended
OPEL	Meriva, 5-dr MPV, 10-	ClipOn 9104		✓	✓		Lock 538	Lightboard 976 recommended
OPEL	Meriva, 5-dr MPV, 10-	BackPac 973	973-15	✓	973-23		✓	Not needed
OPEL	Meriva, 5-dr MPV, 10-	ClipOn High 9106		✓			✓	Not needed
OPEL	Omega, 4-dr Sedan, 94-03	Freeway 968		✓	✓		Lock 538	Lightboard 976 recommended
OPEL	Omega, 5-dr Estate, 94-03	BackPac 973	973-16	✓	973-23		✓	Not needed
OPEL	Omega, 5-dr Estate, 94-03	ClipOn 9104		✓	✓		Lock 538	Lightboard 976 recommended
OPEL	Omega, 5-dr Estate, 94-03	ClipOn High 9106		✓			✓	Not needed
OPEL	Omega, 5-dr Estate, 94-03	Freeway 968		✓	✓		Lock 538	Lightboard 976 recommended
OPEL	Sintra , 5-dr MPV, 96-99	BackPac 973	973-16	✓	973-23		✓	Not needed
OPEL	Sintra , 5-dr MPV, 98-	Indoor 592		✓				Not applicable
OPEL	Vectra, 5-dr Hatchback, 96-01	Freeway 968		✓	✓		Lock 538	Lightboard 976 recommended
OPEL	Vectra, 5-dr Estate, 96-02	BackPac 973	973-18	✓			✓	Not needed
OPEL	Vectra, 5-dr Estate, 96-02	ClipOn 9104		✓	✓		Lock 538	Lightboard 976 recommended
OPEL	Vectra, 5-dr Estate, 96-02	ClipOn High 9106		✓			✓	Lightboard 976 recommended
OPEL	Vectra, 5-dr Estate, 96-02	Freeway 968		✓	✓		Lock 538	Lightboard 976 recommended
OPEL	Vectra, 5-dr Estate, 03-05	ClipOn 9104	9115	✓	✓		Lock 538	Lightboard 976 recommended
OPEL	Vectra, 5-dr Estate, 03-05	ClipOn High 9106	9115	✓			✓	Not needed
OPEL	Vectra, 5-dr Estate, 03-05	BackPac 973	973-16	✓	973-23		✓	Not needed
OPEL	Vectra, 5-dr Estate, 06-08	ClipOn 9104	9115	✓	✓		Lock 538	Lightboard 976 recommended
OPEL	Vectra, 5-dr Estate, 06-08	ClipOn High 9106	9115	✓			✓	Not needed
OPEL	Vectra, 5-dr Estate, 06-08	BackPac 973	973-16	✓	973-23		✓	Not needed
OPEL	Vectra, 4-dr Sedan, 96-01	Freeway 968		✓	✓		Lock 538	Lightboard 976 recommended
OPEL	Vectra, 4-dr Sedan, 02-08	Freeway 968		✓	✓		Lock 538	Lightboard 976 recommended
OPEL	Vivaro, 4-dr Van, 01-	BackPac 973	973-18	✓	973-23		✓	Lightboard 976 recommended
OPEL	Zafira, 5-dr MPV, 98-02	ClipOn 9104		✓	✓		Lock 538	Lightboard 976 recommended
OPEL	Zafira, 5-dr MPV, 98-02	ClipOn High 9106		✓			✓	Lightboard 976 recommended
OPEL	Zafira, 5-dr MPV, 98-02	Freeway 968		✓	✓		Lock 538	Lightboard 976 recommended
OPEL	Zafira , 5-dr MPV, 98-02	BackPac 973	973-16	✓	973-23		✓	Not needed
OPEL	Zafira, 5-dr MPV, 03-04	ClipOn 9104		✓	✓		Lock 538	Lightboard 976 recommended
OPEL	Zafira, 5-dr MPV, 03-04	ClipOn High 9106		✓			✓	Lightboard 976 recommended
OPEL	Zafira, 5-dr MPV, 03-04	Freeway 968		✓	✓		Lock 538	Lightboard 976 recommended
OPEL	Zafira , 5-dr MPV, 03-04	BackPac 973	973-16	✓	973-23		✓	Not needed
OPEL	Zafira, 5-dr MPV, 05-	BackPac 973	973-16	✓	973-23		✓	Not needed
OPEL	Zafira, 5-dr MPV, 05-	ClipOn 9104		✓	✓		Lock 538	Lightboard 976 recommended
OPEL	Zafira, 5-dr MPV, 05-	ClipOn High 9106		✓			✓	Lightboard 976 recommended
OPEL	Zafira, 5-dr MPV, 05-	Freeway 968		✓	✓		Lock 538	Lightboard 976 recommended
PEUGEOT	106, 3/5-dr Hatchback, 92-04	ClipOn 9103		✓	✓		Lock 538	Lightboard 976 recommended
PEUGEOT	106, 3/5-dr Hatchback, 92-04	ClipOn High 9105		✓			✓	Not needed
PEUGEOT	106, 3/5-dr Hatchback, 92-04	Freeway 968		✓	✓		Lock 538	Lightboard 976 recommended
PEUGEOT	206, 3/5-dr Hatchback, 98-	ClipOn 9103		✓	✓		Lock 538	Lightboard 976 recommended
PEUGEOT	206, 3/5-dr Hatchback, 98-	ClipOn High 9105		✓			✓	Not needed
PEUGEOT	206+, 3/5-dr Hatchback, 09-	ClipOn 9103		✓	✓		Lock 538	Lightboard 976 recommended
PEUGEOT	206+, 3/5-dr Hatchback, 09-	ClipOn High 9105		✓			✓	Not needed
PEUGEOT	207, 3/5-dr Hatchback, 06-	ClipOn 9103	9115	✓	✓		Lock 538	Lightboard 976 recommended
PEUGEOT	207, 3/5-dr Hatchback, 06-	ClipOn High 9105	9115	✓			✓	Not needed

								
PEUGEOT	207 SW, 5-dr Estate, 07-	ClipOn 9104	9115	✓	✓		Lock 538	Lightboard 976 recommended
PEUGEOT	207 SW, 5-dr Estate, 07-	ClipOn High 9106	9115	✓			✓	Not needed
PEUGEOT	306, 3/5-dr Hatchback, 93-00	Freeway 968		✓	✓		Lock 538	Lightboard 976 recommended
PEUGEOT	306, 5-dr Estate, 97-01	Freeway 968		✓	✓		Lock 538	Lightboard 976 recommended
PEUGEOT	307, 3/5-dr Hatchback, 01-04	ClipOn 9103		✓	✓		Lock 538	Lightboard 976 recommended
PEUGEOT	307, 3/5-dr Hatchback, 01-04	ClipOn High 9105		✓			✓	Not needed
PEUGEOT	307, 3/5-dr Hatchback, 01-04	Freeway 968		✓	✓		Lock 538	Lightboard 976 recommended
PEUGEOT	307, 3/5-dr Hatchback, 05-08	ClipOn 9103		✓	✓		Lock 538	Lightboard 976 recommended
PEUGEOT	307, 3/5-dr Hatchback, 05-08	ClipOn High 9105		✓			✓	Not needed
PEUGEOT	307, 3/5-dr Hatchback, 05-	Freeway 968		✓	✓		Lock 538	Lightboard 976 recommended
PEUGEOT	307 SW, 5-dr Estate, 02-04	BackPac 973	973-15	✓	973-23		✓	Not needed
PEUGEOT	307 SW, 5-dr Estate, 02-04	ClipOn 9104		✓	✓		Lock 538	Lightboard 976 recommended
PEUGEOT	307 SW, 5-dr Estate, 02-04	ClipOn High 9106		✓			✓	Not needed
PEUGEOT	307 SW, 5-dr Estate, 02-04	Freeway 968		✓	✓		Lock 538	Lightboard 976 recommended
PEUGEOT	307 SW, 5-dr Estate, 05-08	BackPac 973	973-15	✓	973-23		✓	Not needed
PEUGEOT	307 SW, 5-dr Estate, 05-08	ClipOn 9104		✓	✓		Lock 538	Lightboard 976 recommended
PEUGEOT	307 SW, 5-dr Estate, 05-08	ClipOn High 9106		✓			✓	Not needed
PEUGEOT	307 SW, 5-dr Estate, 05-08	Freeway 968		✓	✓		Lock 538	Lightboard 976 recommended
PEUGEOT	308, 3-5dr Hatchback, 07-	ClipOn 9103		✓	✓		Lock 538	Lightboard 976 recommended
PEUGEOT	308, 3-5dr Hatchback, 07-	ClipOn High 9105		✓			✓	Not needed
PEUGEOT	308 SW, 5-dr Estate, 08-	ClipOn 9104		✓	✓		Lock 538	Lightboard 976 recommended
PEUGEOT	308 SW, 5-dr Estate, 08-	ClipOn High 9106		✓			✓	Not needed
PEUGEOT	405, 5-dr Estate, 89-97	BackPac 973	973-16	✓	973-23		✓	Not needed
PEUGEOT	406, 4-dr Sedan, 96-04	Freeway 968		✓	✓		Lock 538	Lightboard 976 recommended
PEUGEOT	407, 5-dr Estate, 04-	Freeway 968		✓	✓		Lock 538	Lightboard 976 recommended
PEUGEOT	605, 4-dr Sedan, 90-98	Freeway 968		✓	✓		Lock 538	Lightboard 976 recommended
PEUGEOT	806, 5-dr MPV, 94-02	BackPac 973	973-16	✓			✓	Not needed
PEUGEOT	806, 5-dr MPV, 94-02	ClipOn 9104	9111	✓	✓		Lock 538	Lightboard 976 recommended
PEUGEOT	806, 5-dr MPV, 94-02	ClipOn High 9106	9111	✓			✓	Not needed
PEUGEOT	806, 5-dr MPV, 94-02	Freeway 968		✓	✓		Lock 538	Lightboard 976 recommended
PEUGEOT	1007, 3-dr Hatchback, 05-	ClipOn 9103		✓	✓		Lock 538	Lightboard 976 recommended
PEUGEOT	1007, 3-dr Hatchback, 05-	ClipOn High 9105		✓			✓	Not needed
PEUGEOT	1007, 3-dr Hatchback, 05-	Freeway 968		✓	✓		Lock 538	Lightboard 976 recommended
PEUGEOT	3008, 5-dr MPV, 09-	ClipOn 9103		✓	✓		Lock 538	Lightboard 976 recommended
PEUGEOT	3008, 5-dr MPV, 09-	ClipOn High 9105		✓			✓	Not needed
PEUGEOT	5008, 5-dr MPV, 09-	ClipOn 9104		✓	✓		Lock 538	Lightboard 976 recommended
PEUGEOT	5008, 5-dr MPV, 09-	ClipOn High 9106		✓			✓	Lightboard 976 recommended
PEUGEOT	Partner, 3-dr VAN, 97-02, 03-	Indoor 592		1 bike				Not applicable
PONTIAC	Trans Sport, 5-dr VAN, 90-96	Indoor 592		1 bike				Not applicable
RENAULT	19, 3/5-dr Hatchback, 89-95	Freeway 968		✓	✓		Lock 538	Lightboard 976 recommended
RENAULT	19, 4-dr Sedan, 89-95	FreeWay 968		✓	✓		Lock 538	Lightboard 976 recommended
RENAULT	Clio, 3/5-dr Hatchback, 91-97	Freeway 968		✓	✓		Lock 538	Lightboard 976 recommended
RENAULT	Clio, 3/5-dr Hatchback, 98-00	Freeway 968		✓	✓		Lock 538	Lightboard 976 recommended
RENAULT	Clio, 3/5-dr Hatchback, 06-	ClipOn 9103		✓	✓		Lock 538	Lightboard 976 recommended
RENAULT	Clio, 3/5-dr Hatchback, 06-	ClipOn High 9105		✓			✓	Not needed
RENAULT	Clio, 3/5-dr Hatchback, 06-	Freeway 968		✓	✓		Lock 538	Lightboard 976 recommended
RENAULT	Espace, 5-dr MPV, 91-97	Indoor 592		✓				Not applicable
RENAULT	Espace, 5-dr MPV, 03-	Indoor 592		✓				Not applicable
RENAULT	Grand Scénic II, 5-dr MPV, 04-08	BackPac 973	973-15	✓			✓	Lightboard 976 recommended
RENAULT	Grand Scénic II, 5-dr MPV, 04-08	ClipOn 9104	9115	✓	✓		Lock 538	Lightboard 976 recommended
RENAULT	Grand Scénic II, 5-dr MPV, 04-08	ClipOn High 9106	9115	✓			✓	Lightboard 976 recommended
RENAULT	Grand Scénic III, 5-dr MPV, 09-	ClipOn 9104		✓	✓		Lock 538	Lightboard 976 recommended
RENAULT	Grand Scénic III, 5-dr MPV, 09-	ClipOn High 9106		✓			✓	Lightboard 976 recommended
RENAULT	Kangoo, 5-dr VAN, 98-02, 03-	Indoor 592		1 bike				Not applicable
RENAULT	Laguna, 5-dr Hatchback, 01-05	Freeway 968		✓	✓		Lock 538	Lightboard 976 recommended
RENAULT	Laguna, 5-dr Hatchback, 94-00	Freeway 968		✓	✓		Lock 538	Lightboard 976 recommended
RENAULT	Mégane, 5-dr Estate, 99-03	ClipOn 9104		✓	✓		Lock 538	Lightboard 976 recommended
RENAULT	Mégane, 5-dr Estate, 99-03	ClipOn High 9106		✓			✓	Not needed
RENAULT	Mégane, 5-dr Estate, 99-03	Freeway 968		✓	✓		Lock 538	Lightboard 976 recommended










				2	3	4		
RENAULT	Mégane II , 4-dr Sedan, 03-08	Freeway 968		✓	✓		Lock 538	Lightboard 976 recommended
RENAULT	Mégane III, 5-dr Hatchback, 09-	ClipOn 9104	9115	✓	✓		Lock 538	Lightboard 976 recommended
RENAULT	Mégane III, 5-dr Hatchback, 09-	ClipOn High 9106	9115	✓			✓	Not needed
RENAULT	Mégane Grand Scénic, 5-dr MPV, 04-	Indoor 592		1 bike				Not applicable
RENAULT	Mégane Scénic, 5-dr MPV, 97-02	Indoor 592		✓				Not applicable
RENAULT	Mégane Scénic, 5-dr MPV, 03-	Indoor 592		1 bike				Not applicable
RENAULT	Scénic, 5-dr MPV, 97-02	Freeway 968		✓	✓		Lock 538	Lightboard 976 recommended
RENAULT	Scénic II, 5-dr MPV, 03-08	BackPac 973	973-15	✓			✓	Lightboard 976 recommended
RENAULT	Scénic II, 5-dr MPV, 03-08	ClipOn 9104		✓	✓		Lock 538	Lightboard 976 recommended
RENAULT	Scénic II, 5-dr MPV, 03-08	ClipOn High 9106		✓			✓	Lightboard 976 recommended
RENAULT	Scénic III, 5-dr MPV, 09-	ClipOn 9104		✓	✓		Lock 538	Lightboard 976 recommended
RENAULT	Scénic III, 5-dr MPV, 09-	ClipOn High 9106		✓			✓	Lightboard 976 recommended
RENAULT	Scénic X Mod, 5-dr MPV, 09-	ClipOn 9104		✓	✓		Lock 538	Lightboard 976 recommended
RENAULT	Scénic X Mod, 5-dr MPV, 09-	ClipOn High 9106		✓			✓	Lightboard 976 recommended
RENAULT	Trafic single door, 4-dr Van, 01-	BackPac 973	973-18	✓	973-23		✓	Lightboard 976 recommended
RENAULT	Twingo, 3-dr Hatchback, 93-02	ClipOn 9103		✓	✓		Lock 538	Lightboard 976 recommended
RENAULT	Twingo, 3-dr Hatchback, 93-02	ClipOn High 9105		✓			✓	Not needed
RENAULT	Twingo, 3-dr Hatchback, 93-02	Freeway 968		✓	✓		Lock 538	Lightboard 976 recommended
RENAULT	Twingo, 3-dr Hatchback, 03-07	ClipOn 9103		✓	✓		Lock 538	Lightboard 976 recommended
RENAULT	Twingo, 3-dr Hatchback, 03-07	ClipOn High 9105		✓			✓	Not needed
RENAULT	Twingo, 3-dr Hatchback, 03-07	Freeway 968		✓	✓		Lock 538	Lightboard 976 recommended
RENAULT	Twingo II, 3-dr Hatchback, 07-	ClipOn High 9105		✓			✓	Not needed
RENAULT	Twingo II, 3-dr Hatchback, 07-	ClipOn 9103		✓	✓		Lock 538	Lightboard 976 recommended
ROVER	400-serie, 3/5-dr Hatchback, 96-99	Freeway 968		✓	✓		Lock 538	Lightboard 976 recommended
ROVER	800-serie, 4-dr Sedan, 87-98	Freeway 968		✓	✓		Lock 538	Lightboard 976 recommended
SAAB	900, 3/5-dr Hatchback, 94-97	Freeway 968		✓	✓		Lock 538	Lightboard 976 recommended
SAAB	9-3, 3/5-dr Hatchback, 98-03	Freeway 968		✓	✓		Lock 538	Lightboard 976 recommended
SAAB	9-5, 5-dr Estate, 02-05	Freeway 968		✓	✓		Lock 538	Lightboard 976 recommended
SAAB	9-5, 5-dr Estate, 98-01	Freeway 968		✓	✓		Lock 538	Lightboard 976 recommended
SEAT	Alhambra, 5-dr MPV, 96-00	BackPac 973	973-16	✓	973-23		✓	Not needed
SEAT	Alhambra, 5-dr MPV, 96-00	ClipOn 9104	9111	✓	✓		Lock 538	Lightboard 976 recommended
SEAT	Alhambra, 5-dr MPV, 96-00	ClipOn High 9106	9111	✓			✓	Not needed
SEAT	Alhambra, 5-dr MPV, 96-00	Freeway 968		✓	✓		Lock 538	Lightboard 976 recommended
SEAT	Alhambra, 5-dr MPV, 96-00, 01-	Indoor 592		✓	✓			Not applicable
SEAT	Alhambra, 5-dr MPV, 01-09	ClipOn 9104	9111	✓	✓		Lock 538	Lightboard 976 recommended
SEAT	Alhambra, 5-dr MPV, 01-09	ClipOn High 9106	9111	✓			✓	Not needed
SEAT	Alhambra, 5-dr MPV, 01-09	Freeway 968		✓	✓		Lock 538	Lightboard 976 recommended
SEAT	Alhambra, 5-dr MPV, 01-09	BackPac 973	973-16	✓	973-23		✓	Not needed
SEAT	Alhambra Mk 2, 5-dr MPV, 10-	ClipOn 9104		✓	✓		Lock 538	Lightboard 976 recommended
SEAT	Alhambra Mk 2, 5-dr MPV, 10-	ClipOn High 9106		✓			✓	Not needed
SEAT	Alhambra Mk 2, 5-dr MPV, 10-	BackPac 973	973-15	✓	973-23		✓	Not needed
SEAT	Altea, 5-dr Hatchback, 04-09	BackPac 973	973-15	✓	973-23		✓	Not needed
SEAT	Altea, 5-dr Hatchback, 04-	ClipOn 9104		✓	✓		Lock 538	Lightboard 976 recommended
SEAT	Altea, 5-dr Hatchback, 04-	ClipOn High 9106		✓			✓	Not needed
SEAT	Altea XL, 5-dr Estate, 06-	ClipOn 9104		✓	✓		Lock 538	Lightboard 976 recommended
SEAT	Altea XL, 5-dr Estate, 06-	ClipOn High 9106		✓			✓	Not needed
SEAT	Arosa, 3-dr Hatchback, 98-00	ClipOn 9103		✓	✓		Lock 538	Lightboard 976 recommended
SEAT	Arosa, 3-dr Hatchback, 98-00	ClipOn High 9105		✓			✓	Not needed
SEAT	Arosa, 3-dr Hatchback, 98-00	Freeway 968		✓	✓		Lock 538	Lightboard 976 recommended
SEAT	Arosa, 3-dr Hatchback, 01-05	ClipOn 9103		✓	✓		Lock 538	Lightboard 976 recommended
SEAT	Arosa, 3-dr Hatchback, 01-05	ClipOn High 9105		✓			✓	Not needed
SEAT	Arosa, 3-dr Hatchback, 01-05	Freeway 968		✓	✓		Lock 538	Lightboard 976 recommended
SEAT	Cordoba , 5-dr Estate, 98-99	BackPac 973	973-18	✓	973-23		✓	Not needed
SEAT	Cordoba , 5-dr Estate, 98-99	ClipOn 9103		✓	✓		Lock 538	Lightboard 976 recommended
SEAT	Cordoba, 5-dr Estate, 00-02	BackPac 973	973-18	✓	973-23		✓	Not needed
SEAT	Cordoba , 5-dr Estate, 00-02	ClipOn 9103		✓	✓		Lock 538	Lightboard 976 recommended
SEAT	Ibiza, 3/5-dr Hatchback, 93-99	ClipOn 9103		✓	✓		Lock 538	Lightboard 976 recommended
SEAT	Ibiza, 3/5-dr Hatchback, 93-99	ClipOn High 9105		✓			✓	Not needed
SEAT	Ibiza ST, 5-dr Estate, 10-	ClipOn 9104		✓	✓		Lock 538	Lightboard 976 recommended

								
SEAT	Ibiza ST, 5-dr Estate, 10-	ClipOn High 9106		✓			✓	Lightboard 976 recommended
SEAT	Ibiza ST, 5-dr Estate, 10-	BackPac 973	973-17	✓	973-23		✓	Lightboard 976 recommended
SEAT	Leon, 5-dr Hatchback, 05-	ClipOn 9103	9115	✓	✓		Lock 538	Lightboard 976 recommended
SEAT	Leon, 5-dr Hatchback, 05-	ClipOn High 9105	9115	✓			✓	Not needed
SKODA	Fabia, 5-dr Hatchback, 00-07	ClipOn 9103		✓	✓		Lock 538	Lightboard 976 recommended
SKODA	Fabia, 5-dr Hatchback, 00-07	ClipOn High 9105		✓			✓	Not needed
SKODA	Fabia, 5-dr Estate, 01-07	ClipOn 9104		✓	✓		Lock 538	Lightboard 976 recommended
SKODA	Fabia, 5-dr Estate, 01-07	ClipOn High 9106		✓			✓	Not needed
SKODA	Fabia, 5-dr Estate, 01-07	Freeway 968		✓	✓		Lock 538	Lightboard 976 recommended
SKODA	Fabia, 5-dr Hatchback, 07-	ClipOn 9104		✓	✓		Lock 538	Lightboard 976 recommended
SKODA	Fabia, 5-dr Hatchback, 07-	ClipOn High 9106		✓			✓	Not needed
SKODA	Fabia, 5-dr Hatchback, 07-	Freeway 968		✓	✓		Lock 538	Lightboard 976 recommended
SKODA	Fabia, 5-dr Estate, 08-	ClipOn 9104	9115	✓	✓		Lock 538	Lightboard 976 recommended
SKODA	Fabia, 5-dr Estate, 08-	ClipOn High 9106	9115	✓			✓	Lightboard 976 recommended
SKODA	Felicia, 5-dr Estate, 94-01	ClipOn 9104		✓	✓		Lock 538	Lightboard 976 recommended
SKODA	Felicia, 5-dr Estate, 94-01	ClipOn High 9106		✓			✓	Not needed
SKODA	Felicia, 5-dr Hatchback, 95-01	ClipOn 9104		✓	✓		Lock 538	Lightboard 976 recommended
SKODA	Felicia, 5-dr Hatchback, 95-01	ClipOn High 9106		✓			✓	Not needed
SKODA	Felicia, 5-dr Hatchback, 95-01	Freeway 968		✓	✓		Lock 538	Lightboard 976 recommended
SKODA	Octavia, 5-dr Estate, 98-00	BackPac 973	973-15	✓	973-23		✓	Not needed
SKODA	Octavia, 5-dr Estate, 98-00	ClipOn 9103		✓	✓		Lock 538	Lightboard 976 recommended
SKODA	Octavia, 5-dr Estate, 98-00	ClipOn High 9105		✓			✓	Not needed
SKODA	Octavia, 5-dr Estate, 98-00	Freeway 968		✓	✓		Lock 538	Lightboard 976 recommended
SKODA	Octavia, 5-dr Estate, 01-04	BackPac 973	973-15	✓	973-23		✓	Not needed
SKODA	Octavia, 5-dr Estate, 01-04	ClipOn 9103		✓	✓		Lock 538	Lightboard 976 recommended
SKODA	Octavia, 5-dr Estate, 01-04	ClipOn High 9105		✓			✓	Not needed
SKODA	Octavia, 5-dr Estate, 01-04	Freeway 968		✓	✓		Lock 538	Lightboard 976 recommended
SKODA	Octavia Scout, 5-dr Estate, 07-	BackPac 973	973-17	✓	973-23		✓	Not needed
SKODA	Octavia Scout, 5-dr SUV, 07-	ClipOn 9104		✓	✓		Lock 538	Lightboard 976 recommended
SKODA	Octavia Scout, 5-dr SUV, 07-	Freeway 968		✓	✓		Lock 538	Lightboard 976 recommended
SKODA	Roomster, 5-dr MPV, 06-	BackPac 973	973-18	✓			✓	Lightboard 976 recommended
SKODA	Roomster, 5-dr MPV, 06-	ClipOn 9104		✓	✓		Lock 538	Lightboard 976 recommended
SKODA	Roomster, 5-dr MPV, 06-	ClipOn High 9106		✓			✓	Lightboard 976 recommended
SKODA	Roomster, 5-dr MPV, 06-	Freeway 968		✓	✓		Lock 538	Lightboard 976 recommended
SKODA	Superb, 4-dr Sedan, 01-	Freeway 968		✓	✓		Lock 538	Lightboard 976 recommended
SKODA	Superb, 5-dr Estate, 09-	ClipOn 9104	9115	✓	✓		Lock 538	Lightboard 976 recommended
SKODA	Superb, 5-dr Hatchback, 09-	ClipOn High 9106	9115	✓			✓	Not needed
SSANGYONG	Musso, 5-dr SUV, 95-	ClipOn 9104		✓	✓		Lock 538	Lightboard 976 recommended
SSANGYONG	Musso, 5-dr SUV, 95-	ClipOn High 9106		✓			✓	Not needed
SUBARU	Forester, 5-dr Estate, 02-05	BackPac 973	973-18	✓	973-23		✓	Not needed
SUBARU	Forester, 5-dr Estate, 02-05	ClipOn 9104		✓	✓		Lock 538	Lightboard 976 recommended
SUBARU	Forester, 5-dr Estate, 02-05	ClipOn High 9106		✓			✓	Not needed
SUBARU	Forester, 5-dr Estate, 02-05	Freeway 968		✓	✓		Lock 538	Lightboard 976 recommended
SUBARU	Forester, 5-dr Estate, 06-07	BackPac 973	973-18	✓	973-23		✓	Not needed
SUBARU	Forester, 5-dr Estate, 06-07	ClipOn 9104		✓	✓		Lock 538	Lightboard 976 recommended
SUBARU	Forester, 5-dr Estate, 06-07	ClipOn High 9106		✓			✓	Not needed
SUBARU	Forester, 5-dr Estate, 06-07	Freeway 968		✓	✓		Lock 538	Lightboard 976 recommended
SUBARU	Forester, 5-dr Estate, 08-	ClipOn 9104		✓	✓		Lock 538	Lightboard 976 recommended
SUBARU	Forester, 5-dr Estate, 08-	ClipOn High 9106		✓			✓	Not needed
SUBARU	Impreza, 5-dr Estate, 93-00	ClipOn 9104		✓	✓		Lock 538	Lightboard 976 recommended
SUBARU	Impreza, 5-dr Estate, 93-00	ClipOn High 9106		✓			✓	Not needed
SUBARU	Impreza, 5-dr Estate, 93-00	Freeway 968		✓	✓		Lock 538	Lightboard 976 recommended
SUBARU	Impreza, 5-dr Estate, 01-03	ClipOn 9104		✓	✓		Lock 538	Lightboard 976 recommended
SUBARU	Impreza, 5-dr Estate, 01-03	ClipOn High 9106		✓			✓	Not needed
SUBARU	Impreza, 5-dr Estate, 01-03	Freeway 968		✓	✓		Lock 538	Lightboard 976 recommended
SUBARU	Legacy, 5-dr Estate, 89-93	BackPac 973	973-16	✓	973-23		✓	Not needed
SUBARU	Legacy, 5-dr Estate, 94-02	BackPac 973	973-16	✓	973-23		✓	Not needed
SUBARU	Legacy, 5-dr Estate, 94-02	ClipOn 9104		✓	✓		Lock 538	Lightboard 976 recommended










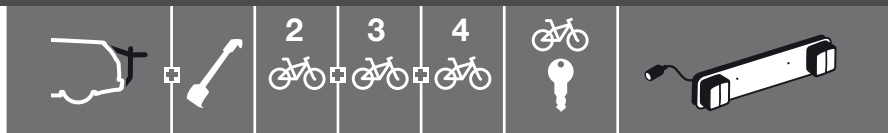
				2	3	4		
SUBARU	Legacy , 5-dr Estate, 94-02	ClipOn High 9106		✓			✓	Not needed
SUBARU	Legacy, 5-dr Estate, 09-	ClipOn 9104		✓	✓		Lock 538	Lightboard 976 recommended
SUBARU	Legacy, 5-dr Estate, 09-	ClipOn High 9106		✓			✓	Not needed
SUBARU	Legacy, 5-dr Estate, 09-	BackPac 973	973-17	✓	973-23		✓	Lightboard 976 recommended
SUBARU	Outback, 5-dr Estate, 94-02	ClipOn 9104		✓	✓		Lock 538	Lightboard 976 recommended
SUBARU	Outback, 5-dr Estate, 94-02	ClipOn High 9106		✓			✓	Not needed
SUBARU	Outback, 5-dr Estate, 10-	ClipOn 9104		✓	✓		Lock 538	Lightboard 976 recommended
SUBARU	Outback, 5-dr Estate, 10-	ClipOn High 9106		✓			✓	Not needed
SUBARU	Outback, 5-dr Estate, 10-	BackPac 973	973-17	✓	973-23		✓	Lightboard 976 recommended
SUZUKI	Alto, 5-dr Hatchback, 02-05	ClipOn 9103		✓	✓		Lock 538	Lightboard 976 recommended
SUZUKI	Alto, 3/5-dr Hatchback, 94-01	ClipOn 9103		✓	✓		Lock 538	Lightboard 976 recommended
SUZUKI	Alto, 3/5-dr Hatchback, 94-01	ClipOn High 9105		✓			✓	Not needed
SUZUKI	Baleno, 5-dr Estate, 95-98	ClipOn 9103		✓	✓		Lock 538	Lightboard 976 recommended
SUZUKI	Baleno, 5-dr Estate, 95-98	ClipOn High 9105		✓			✓	Not needed
SUZUKI	Baleno, 5-dr Estate, 95-02	Freeway 968		✓	✓		Lock 538	Lightboard 976 recommended
SUZUKI	Baleno, 5-dr Estate, 99-02	ClipOn 9103		✓	✓		Lock 538	Lightboard 976 recommended
SUZUKI	Baleno, 5-dr Estate, 99-02	ClipOn High 9105		✓			✓	Not needed
SUZUKI	Ignis, 3/5-dr Hatchback, 00-03	ClipOn 9103		✓	✓		Lock 538	Lightboard 976 recommended
SUZUKI	Ignis, 3/5-dr Hatchback, 00-03	ClipOn High 9105		✓			✓	Lightboard 976 recommended
SUZUKI	Ignis , 3/5-dr Hatchback, 00-03	Freeway 968		✓	✓		Lock 538	Lightboard 976 recommended
SUZUKI	Liana, 5-dr Hatchback, 01-03	ClipOn 9104		✓	✓		Lock 538	Lightboard 976 recommended
SUZUKI	Liana, 5-dr Hatchback, 01-03	ClipOn High 9106		✓			✓	Not needed
SUZUKI	Liana, 5-dr Hatchback, 01-03	Freeway 968		✓	✓		Lock 538	Lightboard 976 recommended
SUZUKI	Liana, 5-dr Hatchback, 04-07	ClipOn 9104		✓	✓		Lock 538	Lightboard 976 recommended
SUZUKI	Liana, 5-dr Hatchback, 04-07	ClipOn High 9106		✓			✓	Not needed
SUZUKI	Liana, 5-dr Hatchback, 04-07	Freeway 968		✓	✓		Lock 538	Lightboard 976 recommended
SUZUKI	Swift, 3/5-dr Hatchback, 05-	Freeway 968		✓	✓		Lock 538	Lightboard 976 recommended
SUZUKI	Swift, 3/5-dr Hatchback, 05-	ClipOn 9103		✓	✓		Lock 538	Lightboard 976 recommended
SUZUKI	Swift, 3/5-dr Hatchback, 05-	ClipOn High 9105		✓			✓	Not needed
SUZUKI	Swift/ Maruti , 5-dr Hatchback, 05-	ClipOn 9103		✓	✓		Lock 538	Lightboard 976 recommended
SUZUKI	SX4, 5-dr Hatchback, 06-	ClipOn 9103		✓	✓		Lock 538	Lightboard 976 recommended
SUZUKI	SX4, 5-dr Hatchback, 06-	ClipOn High 9105		✓			✓	Not needed
SUZUKI	SX4, 5-dr Hatchback, 06-	Freeway 968		✓	✓		Lock 538	Lightboard 976 recommended
SUZUKI	Wagon R+, 5-dr MPV, 99-03	BackPac 973	973-18	✓	973-23		✓	Not needed
SUZUKI	Wagon R+, 5-dr MPV, 99-03	ClipOn 9104		✓	✓		Lock 538	Lightboard 976 recommended
SUZUKI	Wagon R+, 5-dr MPV, 99-03	ClipOn High 9106		✓			✓	Not needed
TOYOTA	Auris, 5-dr Hatchback, 06-	ClipOn 9104		✓	✓		Lock 538	Lightboard 976 recommended
TOYOTA	Auris, 5-dr Hatchback, 06-	ClipOn High 9106		✓			✓	Not needed
TOYOTA	Avensis, 4-dr Sedan, 98-02	Freeway 968		✓	✓		Lock 538	Lightboard 976 recommended
TOYOTA	Avensis, 5-dr Estate, 98-02	BackPac 973	973-16	✓	973-23		✓	Not needed
TOYOTA	Avensis, 5-dr Estate, 98-02	ClipOn 9104		✓	✓		Lock 538	Lightboard 976 recommended
TOYOTA	Avensis, 5-dr Estate, 98-02	ClipOn High 9106		✓			✓	Not needed
TOYOTA	Avensis, 5-dr Estate, 98-02	Freeway 968		✓	✓		Lock 538	Lightboard 976 recommended
TOYOTA	Avensis, 5-dr Hatchback, 98-02	Freeway 968		✓	✓		Lock 538	Lightboard 976 recommended
TOYOTA	Avensis Verso, 5-dr MPV, 01-03	BackPac 973	973-16	✓	973-23		✓	Not needed
TOYOTA	Avensis Verso, 5-dr MPV, 01-03	ClipOn 9104		✓	✓		Lock 538	Lightboard 976 recommended
TOYOTA	Avensis Verso, 5-dr MPV, 01-03	ClipOn High 9106		✓			✓	Not needed
TOYOTA	Avensis Verso, 5-dr MPV, 01-03	Freeway 968		✓	✓		Lock 538	Lightboard 976 recommended
TOYOTA	Avensis Verso, 5-dr MPV, 01-03	Indoor 592		✓				Not applicable
TOYOTA	Camry , 4-dr Sedan, 92-96	Freeway 968		✓	✓		Lock 538	Lightboard 976 recommended
TOYOTA	Camry , 5-dr Estate, 92-96	BackPac 973	973-14	✓	973-23		✓	Not needed
TOYOTA	Camry , 4-dr Sedan, 97-01	Freeway 968		✓	✓		Lock 538	Lightboard 976 recommended
TOYOTA	Carina , 5-dr Estate, 92-96	Freeway 968		✓	✓		Lock 538	Lightboard 976 recommended
TOYOTA	Carina E , 4-dr Sedan, 92-97	Freeway 968		✓	✓		Lock 538	Lightboard 976 recommended
TOYOTA	Carina E , 5-dr Estate, 94-97	BackPac 973	973-16	✓	973-23		✓	Not needed
TOYOTA	Corolla, 3/5-dr Hatchback, 93-97	Freeway 968		✓	✓		Lock 538	Lightboard 976 recommended
TOYOTA	Corolla, 3/5-dr Hatchback, 98-01	Freeway 968		✓	✓		Lock 538	Lightboard 976 recommended
TOYOTA	Corolla, 3/5-dr Hatchback, 02-04	ClipOn 9103		✓	✓		Lock 538	Lightboard 976 recommended
TOYOTA	Corolla, 3/5-dr Hatchback, 02-04	Freeway 968		✓	✓		Lock 538	Lightboard 976 recommended

								
TOYOTA	Corolla , 3/5-dr Hatchback, 02-04	ClipOn High 9105		✓			✓	Not needed
TOYOTA	Corolla, 3/5-dr Hatchback, 05-	ClipOn 9104		✓	✓		Lock 538	Lightboard 976 recommended
TOYOTA	Corolla, 3/5-dr Hatchback, 05-	ClipOn High 9106		✓			✓	Not needed
TOYOTA	Corolla, 3/5-dr Hatchback, 05-	Freeway 968		✓	✓		Lock 538	Lightboard 976 recommended
TOYOTA	Corolla, 5-dr Estate, 88-92	ClipOn 9103		✓	✓		Lock 538	Lightboard 976 recommended
TOYOTA	Corolla, 5-dr Estate, 88-92	ClipOn High 9106		✓			✓	Not needed
TOYOTA	Corolla, 5-dr Estate, 93-97	BackPac 973	973-17	✓	973-23		✓	Not needed
TOYOTA	Corolla, 5-dr Estate, 93-97	ClipOn 9104		✓	✓		Lock 538	Lightboard 976 recommended
TOYOTA	Corolla, 5-dr Estate, 93-97	ClipOn High 9106		✓			✓	Not needed
TOYOTA	Corolla, 5-dr Estate, 93-97	Freeway 968		✓	✓		Lock 538	Lightboard 976 recommended
TOYOTA	Corolla, 5-dr Estate, 98-01	ClipOn 9104		✓	✓		Lock 538	Lightboard 976 recommended
TOYOTA	Corolla, 5-dr Estate, 98-01	ClipOn High 9106		✓			✓	Lightboard 976 recommended
TOYOTA	Corolla, 5-dr Estate, 98-01	Freeway 968		✓	✓		Lock 538	Lightboard 976 recommended
TOYOTA	Corolla, 5-dr Estate, 02-04	BackPac 973	973-15	✓	973-23		✓	Not needed
TOYOTA	Corolla, 5-dr Estate, 02-04	ClipOn 9104		✓	✓		Lock 538	Lightboard 976 recommended
TOYOTA	Corolla, 5-dr Estate, 02-04	ClipOn High 9106		✓			✓	Not needed
TOYOTA	Corolla, 5-dr Estate, 02-04	Freeway 968		✓	✓		Lock 538	Lightboard 976 recommended
TOYOTA	Corolla, 5-dr Estate, 04-08	BackPac 973	973-15	✓	973-23		✓	Not needed
TOYOTA	Corolla, 5-dr Estate, 04-08	ClipOn 9104		✓	✓		Lock 538	Lightboard 976 recommended
TOYOTA	Corolla, 5-dr Estate, 04-08	ClipOn High 9106		✓			✓	Lightboard 976 recommended
TOYOTA	Corolla, 4-dr Sedan, 88-92	Freeway 968		✓	✓		Lock 538	Lightboard 976 recommended
TOYOTA	Corolla, 4-dr Sedan, 93-97	Freeway 968		✓	✓		Lock 538	Lightboard 976 recommended
TOYOTA	Corolla, 4-dr Sedan, 98-01	Freeway 968		✓	✓		Lock 538	Lightboard 976 recommended
TOYOTA	Corolla, 4-dr Sedan, 02-04	Freeway 968		✓	✓		Lock 538	Lightboard 976 recommended
TOYOTA	Corolla Verso, 5-dr MPV, 02-03	BackPac 973	973-15	✓			✓	Not needed
TOYOTA	Corolla Verso, 5-dr MPV, 02-03	ClipOn 9104		✓	✓		Lock 538	Lightboard 976 recommended
TOYOTA	Corolla Verso, 5-dr MPV, 02-03	ClipOn High 9106		✓			✓	Lightboard 976 recommended
TOYOTA	Corolla Verso, 5-dr MPV, 02-03	Freeway 968		✓	✓		Lock 538	Lightboard 976 recommended
TOYOTA	Corolla Verso, 5-dr MPV, 04-08	BackPac 973	973-15	✓			✓	Not needed
TOYOTA	Corolla Verso, 5-dr MPV, 04-08	ClipOn 9104		✓	✓		Lock 538	Lightboard 976 recommended
TOYOTA	Corolla Verso, 5-dr MPV, 04-08	ClipOn High 9106		✓			✓	Lightboard 976 recommended
TOYOTA	Corolla Verso, 5-dr MPV, 04-08	Freeway 968		✓	✓		Lock 538	Lightboard 976 recommended
TOYOTA	Land Cruiser 100, 5-dr SUV, 98-01, 02-	Indoor 592		✓				Not applicable
TOYOTA	Land Cruiser 90, 5-dr SUV, 97-01	Indoor 592		✓				Not applicable
TOYOTA	Land Cruiser 90, 5-dr SUV, 02-	Indoor 592		1 bike				Not applicable
TOYOTA	Picnic, 5-dr MPV, 97-00	BackPac 973	973-16	✓	973-23	973-24	✓	Not needed
TOYOTA	Picnic, 5-dr MPV, 97-00	ClipOn 9104		✓	✓		Lock 538	Lightboard 976 recommended
TOYOTA	Picnic, 5-dr MPV, 97-00	ClipOn High 9106		✓			✓	Not needed
TOYOTA	Picnic, 5-dr MPV, 01-	BackPac 973	973-16	✓	973-23	973-24	✓	Not needed
TOYOTA	Picnic, 5-dr MPV, 01-	ClipOn 9104		✓	✓		Lock 538	Lightboard 976 recommended
TOYOTA	Picnic, 5-dr MPV, 01-	ClipOn High 9106		✓			✓	Not needed
TOYOTA	Previa, 5-dr MPV, 90-99	ClipOn High 9106	9111	✓			✓	Lightboard 976 recommended
TOYOTA	Previa, 5-dr MPV, 90-99	Freeway 968		✓	✓		Lock 538	Lightboard 976 recommended
TOYOTA	Previa , 5-dr MPV, 90-99	BackPac 973	973-17	✓	973-23		✓	Not needed
TOYOTA	Previa , 5-dr BUS, 00-02, 03-	Indoor 592		✓	593			Not applicable
TOYOTA	Prius, 5-dr Hatchback, 04-09	Freeway 968		✓	✓		Lock 538	Lightboard 976 recommended
TOYOTA	Rav 4, 5-dr SUV, 04-	Indoor 592		1 bike				Not applicable
TOYOTA	Yaris, 3/5-dr Hatchback, 04-05	ClipOn 9103		✓	✓		Lock 538	Lightboard 976 recommended
TOYOTA	Yaris, 3/5-dr Hatchback, 04-05	ClipOn High 9105		✓			✓	Not needed
TOYOTA	Yaris, 3/5-dr Hatchback, 04-05	Freeway 968		✓	✓		Lock 538	Lightboard 976 recommended
TOYOTA	Yaris, 3/5-dr Hatchback, 06-	ClipOn 9103		✓	✓		Lock 538	Lightboard 976 recommended
TOYOTA	Yaris, 3/5-dr Hatchback, 06-	ClipOn High 9105		✓			✓	Not needed
TOYOTA	Yaris, 3/5-dr Hatchback, 06-	Freeway 968		✓	✓		Lock 538	Lightboard 976 recommended
VAUXHALL	Astra, 3/5-dr Hatchback, 92-97	Freeway 968		✓	✓		Lock 538	Lightboard 976 recommended
VAUXHALL	Astra, 5-dr Estate, 92-97	Freeway 968		✓	✓		Lock 538	Lightboard 976 recommended
VAUXHALL	Cavalier, 3/5-dr Hatchback, 96-	Freeway 968		✓	✓		Lock 538	Lightboard 976 recommended
VAUXHALL	Cavalier, 4-dr Sedan, 96-	Freeway 968		✓	✓		Lock 538	Lightboard 976 recommended
VAUXHALL	Corsa B, 3/5-dr Hatchback, 93-00	Freeway 968		✓	✓		Lock 538	Lightboard 976 recommended
VAUXHALL	Omega, 4-dr Sedan, 94-	Freeway 968		✓	✓		Lock 538	Lightboard 976 recommended



				2	3	4		
VAUXHALL	Omega, 5-dr Estate, 94-	Freeway 968		✓	✓		Lock 538	Lightboard 976 recommended
VOLKSWAGEN	Beetle, 3-dr Hatchback, 98-	Freeway 968		✓	✓		Lock 538	Lightboard 976 recommended
VOLKSWAGEN	Bora, 4-dr Sedan, 98-05	Freeway 968		✓	✓		Lock 538	Lightboard 976 recommended
VOLKSWAGEN	Bora, 5-dr Estate, 99-05	BackPac 973	973-18	✓	973-23		✓	Not needed
VOLKSWAGEN	Bora, 5-dr Estate, 99-05	ClipOn 9104		✓	✓		Lock 538	Lightboard 976 recommended
VOLKSWAGEN	Bora, 5-dr Estate, 99-05	ClipOn High 9106		✓			✓	Not needed
VOLKSWAGEN	Caddy Combi, 5-dr Van, 04-	BackPac 973	973-18	✓	973-23		✓	Not needed
VOLKSWAGEN	Caddy Life, 4-dr Van, 04-	Indoor 592		1 bike				Not applicable
VOLKSWAGEN	Caddy Life, 5-dr Van, 04-	BackPac 973	973-18	✓	973-23		✓	Not needed
VOLKSWAGEN	Caddy Maxi Life, 5-dr Van, 08-	BackPac 973	973-18	✓	973-23		✓	Not needed
VOLKSWAGEN	Cross Golf, 5-dr Hatchback, 06-	BackPac 973	973-15	✓	973-23		✓	Not needed
VOLKSWAGEN	Cross Golf, 5-dr Hatchback, 06-	ClipOn 9104	9115	✓	✓		Lock 538	Lightboard 976 recommended
VOLKSWAGEN	Cross Golf, 5-dr Hatchback, 06-	ClipOn High 9106	9115	✓			✓	Not needed
VOLKSWAGEN	Cross Polo, 5-dr Hatchback, 09-	ClipOn 9103		✓	✓		Lock 538	Lightboard 976 recommended
VOLKSWAGEN	Cross Polo, 5-dr Hatchback, 09-	ClipOn High 9105		✓			✓	Not needed
VOLKSWAGEN	Cross Polo, 5-dr Hatchback, 06-08	ClipOn 9103		✓	✓		Lock 538	Lightboard 976 recommended
VOLKSWAGEN	Cross Polo, 5-dr Hatchback, 06-08	ClipOn High 9105		✓			✓	Not needed
VOLKSWAGEN	Cross Touran, 5-dr MPV, 06-	BackPac 973	973-18	✓	973-23	973-24	✓	Not needed
VOLKSWAGEN	Cross Touran, 5-dr MPV, 06-	ClipOn 9104	9115	✓	✓		Lock 538	Lightboard 976 recommended
VOLKSWAGEN	Cross Touran, 5-dr MPV, 06-	ClipOn High 9106	9115	✓			✓	Not needed
VOLKSWAGEN	Fox, 3-dr Hatchback, 05-	ClipOn 9103	9115	✓	✓		Lock 538	Lightboard 976 recommended
VOLKSWAGEN	Fox, 3-dr Hatchback, 05-	ClipOn High 9105	9115	✓			✓	Not needed
VOLKSWAGEN	Fox, 3-dr Hatchback, 05-	Freeway 968		✓	✓		Lock 538	Lightboard 976 recommended
VOLKSWAGEN	Golf, 4-dr Cabriolet, 94-	Freeway 968		✓	✓		Lock 538	Lightboard 976 recommended
VOLKSWAGEN	Golf II, 3/5-dr Hatchback, 84-91	ClipOn 9103		✓	✓		Lock 538	Lightboard 976 recommended
VOLKSWAGEN	Golf II, 3/5-dr Hatchback, 84-91	Freeway 968		✓	✓		Lock 538	Lightboard 976 recommended
VOLKSWAGEN	Golf II, 3/5-dr Hatchback, 84-91	ClipOn High 9105		✓			✓	Not needed
VOLKSWAGEN	Golf III, 3/5-dr Hatchback, 92-97	ClipOn 9103		✓	✓		Lock 538	Lightboard 976 recommended
VOLKSWAGEN	Golf III, 3/5-dr Hatchback, 92-97	ClipOn High 9105		✓			✓	Not needed
VOLKSWAGEN	Golf III, 3/5-dr Hatchback, 92-97	Freeway 968		✓	✓		Lock 538	Lightboard 976 recommended
VOLKSWAGEN	Golf III, 5-dr Estate, 94-98	ClipOn 9104	9110	✓	✓		Lock 538	Lightboard 976 recommended
VOLKSWAGEN	Golf III, 5-dr Estate, 94-98	ClipOn High 9106	9110	✓			✓	Not needed
VOLKSWAGEN	Golf III, 5-dr Estate, 94-98	Freeway 968		✓	✓		Lock 538	Lightboard 976 recommended
VOLKSWAGEN	Golf III, 5-dr Estate, 94-98	BackPac 973	973-16	✓	973-23		✓	Not needed
VOLKSWAGEN	Golf III, 3/5-dr Hatchback, 92-97	BackPac 973	973-16	✓	973-23		✓	Not needed
VOLKSWAGEN	Golf IV, 3/5-dr Hatchback, 98-03	BackPac 973	973-14	✓	973-23		✓	Not needed
VOLKSWAGEN	Golf IV, 3/5-dr Hatchback, 98-03	ClipOn 9103		✓	✓		Lock 538	Lightboard 976 recommended
VOLKSWAGEN	Golf IV, 3/5-dr Hatchback, 98-03	ClipOn High 9105		✓			✓	Not needed
VOLKSWAGEN	Golf IV, 3/5-dr Hatchback, 98-03	Freeway 968		✓	✓		Lock 538	Lightboard 976 recommended
VOLKSWAGEN	Golf IV, 5-dr Estate, 99-06	BackPac 973	973-18	✓	973-23		✓	Not needed
VOLKSWAGEN	Golf IV, 5-dr Estate, 99-06	ClipOn 9104		✓	✓		Lock 538	Lightboard 976 recommended
VOLKSWAGEN	Golf IV, 5-dr Estate, 99-06	ClipOn High 9106		✓			✓	Not needed
VOLKSWAGEN	Golf IV, 5-dr Estate, 99-06	Freeway 968		✓	✓		Lock 538	Lightboard 976 recommended
VOLKSWAGEN	Golf V, 3/5-dr Hatchback, 04-08	BackPac 973	973-15	✓	973-23		✓	Not needed
VOLKSWAGEN	Golf V, 3/5-dr Hatchback, 04-08	ClipOn 9103	9115	✓	✓		Lock 538	Lightboard 976 recommended
VOLKSWAGEN	Golf V, 3/5-dr Hatchback, 04-08	ClipOn High 9105	9115	✓			✓	Not needed
VOLKSWAGEN	Golf V, 3/5-dr Estate, 07-08	BackPac 973	973-15	✓	973-23		✓	Not needed
VOLKSWAGEN	Golf V, 3/5-dr Estate, 07-08	ClipOn High 9106	9115	✓			✓	Not needed
VOLKSWAGEN	Golf V, 3/5-dr Estate, 07-08	ClipOn 9104	9115	✓	✓		Lock 538	Lightboard 976 recommended
VOLKSWAGEN	Golf Plus, 5-dr MPV, 05-08	BackPac 973	973-15	✓	973-23		✓	Not needed
VOLKSWAGEN	Golf Plus, 5-dr MPV, 05-08	ClipOn 9104		✓	✓		Lock 538	Lightboard 976 recommended
VOLKSWAGEN	Golf Plus, 5-dr MPV, 05-08	ClipOn High 9106		✓			✓	Not needed
VOLKSWAGEN	Golf Plus, 5-dr MPV, 05-08	Freeway 968		✓	✓		Lock 538	Lightboard 976 recommended
VOLKSWAGEN	Golf Plus, 5-dr MPV, 09-	BackPac 973	973-15	✓	973-23		✓	Not needed
VOLKSWAGEN	Golf Plus, 5-dr MPV, 09-	ClipOn 9104		✓	✓		Lock 538	Lightboard 976 recommended
VOLKSWAGEN	Golf Plus, 5-dr MPV, 09-	ClipOn High 9106		✓			✓	Not needed
VOLKSWAGEN	Golf Plus, 5-dr MPV, 09-	Freeway 968		✓	✓		Lock 538	Lightboard 976 recommended
VOLKSWAGEN	Lupo, 3-dr Hatchback, 97-05	ClipOn 9103		✓	✓		Lock 538	Lightboard 976 recommended

								
VOLKSWAGEN	Lupo, 3-dr Hatchback, 97-05	ClipOn High 9105		✓			✓	Not needed
VOLKSWAGEN	Lupo, 3-dr Hatchback, 97-05	Freeway 968		✓	✓		Lock 538	Lightboard 976 recommended
VOLKSWAGEN	Panamerica, 4-dr MPV, 09-	BackPac 973	973-18	✓	973-23	973-24	✓	Not needed
VOLKSWAGEN	Passat, 4-dr Sedan, 88-96	Freeway 968		✓	✓		Lock 538	Lightboard 976 recommended
VOLKSWAGEN	Passat, 4-dr Sedan, 97-00	Freeway 968		✓	✓		Lock 538	Lightboard 976 recommended
VOLKSWAGEN	Passat, 4-dr Sedan, 01-04	Freeway 968		✓	✓		Lock 538	Lightboard 976 recommended
VOLKSWAGEN	Passat, 4-dr Sedan, 05-	Freeway 968		✓	✓		Lock 538	Lightboard 976 recommended
VOLKSWAGEN	Passat, 5-dr Estate, 88-96	BackPac 973	973-16	✓	973-23	973-24	✓	Not needed
VOLKSWAGEN	Passat, 5-dr Estate, 88-96	Freeway 968		✓	✓		Lock 538	Lightboard 976 recommended
VOLKSWAGEN	Passat, 5-dr Estate, 88-96	ClipOn 9103		✓	✓		Lock 538	Lightboard 976 recommended
VOLKSWAGEN	Passat, 5-dr Estate, 88-96	ClipOn High 9105		✓			✓	Not needed
VOLKSWAGEN	Passat, 5-dr Estate, 97-00	BackPac 973	973-19	✓	973-23	973-24	✓	Not needed
VOLKSWAGEN	Passat, 5-dr Estate, 97-00	Freeway 968		✓	✓		Lock 538	Lightboard 976 recommended
VOLKSWAGEN	Passat, 5-dr Estate, 97-00	ClipOn 9104		✓	✓		Lock 538	Lightboard 976 recommended
VOLKSWAGEN	Passat, 5-dr Estate, 97-00	ClipOn High 9106		✓			✓	Not needed
VOLKSWAGEN	Passat, 5-dr Estate, 01-04	BackPac 973	973-19	✓	973-23	973-24	✓	Not needed
VOLKSWAGEN	Passat, 5-dr Estate, 01-04	Freeway 968		✓	✓		Lock 538	Lightboard 976 recommended
VOLKSWAGEN	Passat, 5-dr Estate, 01-04	ClipOn High 9106		✓			✓	Not needed
VOLKSWAGEN	Passat, 5-dr Estate, 05-10	BackPac 973	973-19	✓	973-23		✓	Not needed
VOLKSWAGEN	Passat, 5-dr Estate, 05-10	ClipOn 9104		✓	✓		Lock 538	Lightboard 976 recommended
VOLKSWAGEN	Passat, 5-dr Estate, 05-10	ClipOn High 9106		✓			✓	Not needed
VOLKSWAGEN	Passat, 5-dr Estate, 11-	BackPac 973	973-15	✓	973-23		✓	Not needed
VOLKSWAGEN	Passat, 5-dr Estate, 11-	ClipOn 9104		✓	✓		Lock 538	Lightboard 976 recommended
VOLKSWAGEN	Passat, 5-dr Estate, 11-	ClipOn High 9106		✓			✓	Not needed
VOLKSWAGEN	Polo, 3/5-dr Hatchback, 95-01	ClipOn 9103		✓	✓		Lock 538	Lightboard 976 recommended
VOLKSWAGEN	Polo, 3/5-dr Hatchback, 95-01	ClipOn High 9105		✓			✓	Not needed
VOLKSWAGEN	Polo, 3/5-dr Hatchback, 95-01	Freeway 968		✓	✓		Lock 538	Lightboard 976 recommended
VOLKSWAGEN	Polo, 3/5-dr Hatchback, 02-04	ClipOn 9103		✓	✓		Lock 538	Lightboard 976 recommended
VOLKSWAGEN	Polo, 3/5-dr Hatchback, 02-04	Freeway 968		✓	✓		Lock 538	Lightboard 976 recommended
VOLKSWAGEN	Polo, 3/5-dr Hatchback, 05-08	ClipOn 9103		✓	✓		Lock 538	Lightboard 976 recommended
VOLKSWAGEN	Polo, 3/5-dr Hatchback, 05-08	Freeway 968		✓	✓		Lock 538	Lightboard 976 recommended
VOLKSWAGEN	Polo, 3/5-dr Hatchback, 09-	ClipOn 9103		✓	✓		Lock 538	Lightboard 976 recommended
VOLKSWAGEN	Polo, 3/5-dr Hatchback, 09-	ClipOn High 9105		✓			✓	Not needed
VOLKSWAGEN	Polo, 5-dr Estate, 96-01	BackPac 973	973-18	✓	973-23		✓	Not needed
VOLKSWAGEN	Polo, 5-dr Estate, 96-01	ClipOn 9103		✓	✓		Lock 538	Lightboard 976 recommended
VOLKSWAGEN	Polo, 5-dr Estate, 96-01	Freeway 968		✓	✓		Lock 538	Lightboard 976 recommended
VOLKSWAGEN	Polo, 5-dr Estate, 96-01	ClipOn High 9105		✓			✓	Not needed
VOLKSWAGEN	Polo, 3/5-dr Hatchback, 02-04	ClipOn High 9105		✓			✓	Not needed
VOLKSWAGEN	Polo, 3/5-dr Hatchback, 05-08	ClipOn High 9105		✓			✓	Not needed
VOLKSWAGEN	Sharan, 5-dr MPV, 96-00	ClipOn 9104	9111	✓	✓		Lock 538	Lightboard 976 recommended
VOLKSWAGEN	Sharan, 5-dr MPV, 96-00	ClipOn High 9106	9111	✓			✓	Not needed
VOLKSWAGEN	Sharan, 5-dr MPV, 96-00	Freeway 968		✓	✓		Lock 538	Lightboard 976 recommended
VOLKSWAGEN	Sharan, 5-dr MPV, 96-00	BackPac 973	973-16	✓	973-23		✓	Not needed
VOLKSWAGEN	Sharan, 5-dr MPV, 01-09	Indoor 592		✓				Not applicable
VOLKSWAGEN	Sharan, 5-dr MPV, 01-09	ClipOn 9104	9111	✓	✓		Lock 538	Lightboard 976 recommended
VOLKSWAGEN	Sharan, 5-dr MPV, 01-09	ClipOn High 9106	9111	✓			✓	Not needed
VOLKSWAGEN	Sharan, 5-dr MPV, 01-	Freeway 968		✓	✓		Lock 538	Lightboard 976 recommended
VOLKSWAGEN	Sharan, 5-dr MPV, 01-09	BackPac 973	973-16	✓	973-23		✓	Not needed
VOLKSWAGEN	Sharan, 5-dr MPV, 10-	ClipOn 9104		✓	✓		Lock 538	Lightboard 976 recommended
VOLKSWAGEN	Sharan, 5-dr MPV, 10-	ClipOn High 9106		✓			✓	Not needed
VOLKSWAGEN	Sharan, 5-dr MPV, 10-	BackPac 973	973-15	✓	973-23		✓	Not needed
VOLKSWAGEN	Touran, 5-dr MPV, 03-09	BackPac 973	973-18	✓	973-23	973-24	✓	Not needed
VOLKSWAGEN	Touran, 5-dr MPV, 03-09	ClipOn 9104	9115	✓	✓		Lock 538	Lightboard 976 recommended
VOLKSWAGEN	Touran, 5-dr MPV, 03-09	ClipOn High 9106	9115	✓			✓	Not needed
VOLKSWAGEN	Touran, 5-dr MPV, 03-	Freeway 968		✓	✓		Lock 538	Lightboard 976 recommended
VOLKSWAGEN	Touran, 5-dr MPV, 03-	Indoor 592		1 bike				Not applicable
VOLKSWAGEN	Touran, 5-dr MPV, 10-	ClipOn 9104		✓	✓		Lock 538	Lightboard 976 recommended
VOLKSWAGEN	Touran, 5-dr MPV, 10-	ClipOn High 9106		✓			✓	Not needed



				2	3	4		
VOLKSWAGEN	Touran, 5-dr MPV, 10-	BackPac 973	973-15	✓	973-23		✓	Not needed
VOLKSWAGEN	Transporter (T4), 4-dr MPV, 91-96	BackPac 973	973-18	✓	973-23	973-24	✓	Not needed
VOLKSWAGEN	Transporter (T4), 4-dr MPV, 97-02	BackPac 973	973-18	✓	973-23	973-24	✓	Not needed
VOLKSWAGEN	Transporter (T5), 4-dr MPV, 03-	BackPac 973	973-18	✓	973-23	973-24	✓	Not needed
VOLKSWAGEN	Transporter (T5), 4-dr MPV, 03-	Indoor 592		✓	593			Not applicable
VOLVO	440, 5-dr Hatchback, 91-96	Freeway 968		✓	✓		Lock 538	Lightboard 976 recommended
VOLVO	460, 4-dr Sedan, 91-96	Freeway 968		✓	✓		Lock 538	Lightboard 976 recommended
VOLVO	740, 4-dr Sedan, 84-92	Freeway 968		✓	✓		Lock 538	Lightboard 976 recommended
VOLVO	760, 4-dr Sedan, 84-92	Freeway 968		✓	✓		Lock 538	Lightboard 976 recommended
VOLVO	850, 4-dr Sedan, 91-96	Freeway 968		✓	✓		Lock 538	Lightboard 976 recommended
VOLVO	850, 5-dr Estate, 93-96	ClipOn 9104	9110	✓	✓		Lock 538	Lightboard 976 recommended
VOLVO	850, 5-dr Estate, 93-96	ClipOn High 9106	9110	✓			✓	Lightboard 976 recommended
VOLVO	940, 5-dr Estate, 90-96	ClipOn 9104	9110	✓	✓		Lock 538	Lightboard 976 recommended
VOLVO	940, 5-dr Estate, 90-96	ClipOn High 9106	9110	✓			✓	Not needed
VOLVO	940, 5-dr Estate, 90-96	Freeway 968		✓	✓		Lock 538	Lightboard 976 recommended
VOLVO	960, 5-dr Estate, 90-96	Freeway 968		✓	✓		Lock 538	Lightboard 976 recommended
VOLVO	740/760, 5-dr Estate, 82-92	BackPac 973	973-18	✓	973-23	973-24	✓	Not needed
VOLVO	940/960, 5-dr Estate, 90-96	BackPac 973	973-18	✓	973-23	973-24	✓	Not needed
VOLVO	S40, 4-dr Sedan, 04-	Freeway 968		✓	✓		Lock 538	Lightboard 976 recommended
VOLVO	S60, 4-dr Sedan, 00-	Freeway 968		✓	✓		Lock 538	Lightboard 976 recommended
VOLVO	V40, 5-dr Estate, 00-04	ClipOn 9103		✓	✓		Lock 538	Lightboard 976 recommended
VOLVO	V40, 5-dr Estate, 00-04	ClipOn High 9105		✓			✓	Not needed
VOLVO	V40, 5-dr Estate, 00-04	Freeway 968		✓	✓		Lock 538	Lightboard 976 recommended
VOLVO	V40, 5-dr Estate, 96-99	ClipOn 9103		✓	✓		Lock 538	Lightboard 976 recommended
VOLVO	V40, 5-dr Estate, 96-99	ClipOn High 9105		✓			✓	Not needed
VOLVO	V40, 5-dr Estate, 96-99	Freeway 968		✓	✓		Lock 538	Lightboard 976 recommended
VOLVO	V50, 5-dr Estate, 04-	BackPac 973	973-16	✓	973-23		✓	Lightboard 976 recommended
VOLVO	V50, 5-dr Estate, 04-	ClipOn 9103		✓	✓		Lock 538	Lightboard 976 recommended
VOLVO	V50, 5-dr Estate, 04-	ClipOn High 9105		✓			✓	Lightboard 976 recommended
VOLVO	V50, 5-dr Estate, 04-	Freeway 968		✓	✓		Lock 538	Lightboard 976 recommended
VOLVO	V70, 5-dr Estate, 00-03	BackPac 973	973-16	✓			✓	Lightboard 976 recommended
VOLVO	V70, 5-dr Estate, 00-03	ClipOn 9104	9110	✓	✓		Lock 538	Lightboard 976 recommended
VOLVO	V70, 5-dr Estate, 00-03	ClipOn High 9106	9110	✓			✓	Lightboard 976 recommended
VOLVO	V70, 5-dr Estate, 04-07	BackPac 973	973-16	✓			✓	Lightboard 976 recommended
VOLVO	V70, 5-dr Estate, 04-07	ClipOn 9104	9110	✓	✓		Lock 538	Lightboard 976 recommended
VOLVO	V70, 5-dr Estate, 04-07	ClipOn High 9106	9110	✓			✓	Lightboard 976 recommended
VOLVO	V70, 5-dr Estate, 04-07	Freeway 968		✓	✓		Lock 538	Lightboard 976 recommended
VOLVO	V70, 5-dr Estate, 97-99	ClipOn 9104	9110	✓	✓		Lock 538	Lightboard 976 recommended
VOLVO	V70, 5-dr Estate, 97-99	ClipOn High 9106	9110	✓			✓	Lightboard 976 recommended
VOLVO	XC70, 5-dr Estate, 00-07	ClipOn 9104	9110	✓	✓		Lock 538	Lightboard 976 recommended
VOLVO	XC70, 5-dr Estate, 00-07	ClipOn High 9106	9110	✓			✓	Lightboard 976 recommended



THULE

MOAB UTAH

CHERRY BUSH

GIANT

DEFY

6M 4411

THULE

Thule EuroClassic G6


Especially made for non-towing-cars

92.1▶

Thule EuroClick G2

This innovative bike carrier (based on the Thule EuroWay G2) consists of two items:

1. Crossbeam with receiver for the car including Electric Wiring-Kit with 13-pin connector (to be installed in car shop)
2. Bike carrier Thule EuroClick G2 with a towbar-attachment that sticks right into the receiver of the car.



92.2▶



A bike carrier solution for vehicles that are not allowed to tow, environmental friendly / eco cars / hybrid cars. Example-cars are: Toyota Prius, Toyota IQ, Suzuki Alto, Ford Ka, Citroën C1 etc. These cars are called carrying-cars or non-towing cars, as they are not allowed to tow a trailer or caravan. The Thule EuroClick G2 can also be used for other vehicles that are equipped with a Thule detachable system.

92.3▶

- Folds easily for convenient storage.
- Carrier lockable to car.
- Movable bike frame holder for easy load.
- Smart foot-operated tilt function enables convenient boot access even with bikes loaded.
- Wheel straps with pump-buckles for comfortable, quick and safe securing of the bikes.
- See car recommendation list.
- For up to two bikes.
- Compatible with Thule's detachable towbar.





Fit Guide Thule EuroClick G2

93.1	Car model	Articles	Art.-Nr.
	BMW efficient dynamics	Crossbeam and electr-kit	919220
	Chevrolet Matiz (also 800cc), 05-	Crossbeam and electr-kit	919110
	Citroën C1, 05-	Crossbeam and electr-kit	919010
	Ford Ka, 97-08	Crossbeam and electr-kit	919130
	Ford Ka, 09-	Crossbeam and electr-kit	919020
	Honda Civic Hybrid, 08-	Crossbeam and electr-kit	919100
	Honda Insight, 09-	Crossbeam and electr-kit	919120
	Kia Picanto, 11-	Crossbeam and electr-kit	919230
	Lexus ct200h, 11-	Crossbeam and electr-kit	919190
	Nissan Leaf, 10-	Crossbeam and electr-kit	919210
	Nissan Micra, 10-	Crossbeam and electr-kit	919200
	Opel Agila (also 1.0), 08-	Crossbeam and electr-kit	919030
	Peugeot 107, 05-	Crossbeam and electr-kit	919010
	Suzuki Splash (also 1.0), 08	Crossbeam and electr-kit	919030
	Suzuki Alto, 09-	Crossbeam and electr-kit	919060
	Toyota Aygo, 05-	Crossbeam and electr-kit	919010
	Toyota IQ, 09-	Crossbeam and electr-kit	919090
	Toyota Prius I (W20), 03-09	Crossbeam and electr-kit	919080
	Toyota Prius II (W30), 09-	Crossbeam and electr-kit	919140



How much can you load?

02.1

Thule roof rack bar – length

Max loading length



			127 cm	144 cm	162 cm
SlideBar			891	892	893
		108 cm	120 cm	127 cm	135 cm
WingBar	960	961	969	962	963
AeroBar	860	861	869	862	863
SquareBar	760	761	769	762	763

02.2

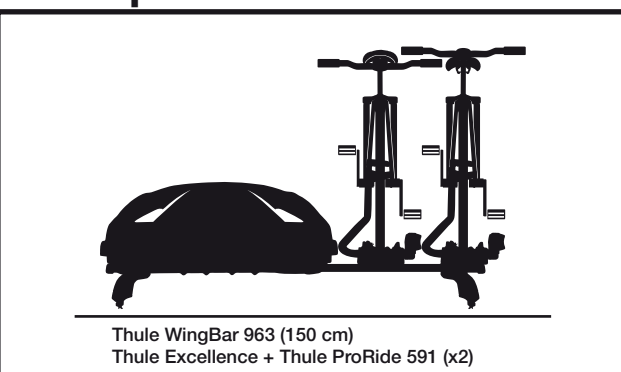
Thule roof mounted products – width

Cargo	Width* (in cm)	Bike	Width* (in cm)	Snow	Width* (in cm)	Water	Width* (in cm)
Thule Excellence	94	Thule ProRide*	33	Thule Xtender 739	78	Thule Hull-a-Port Pro	48
Thule Dynamic 780	78	Thule FreeRide*	21	Thule Deluxe 740	48	Thule Hull-a-Port	46
Thule Dynamic 820	82	Thule OutRide*	22	Thule Deluxe 726	58	Thule Multipurpose Carrier	12
Thule Atlantis 200	82			Thule Deluxe 727	78	Thule Sailboard Carrier 533	59
Thule Atlantis 600	63			Thule SnowPro 745	49	Thule Sailboard Carrier 833	65
Thule Atlantis 780	78			Thule SnowPro 746	59		
Thule Atlantis 900	90			Thule SnowPro 747	96		
Thule Pacific 100	90			Thule SnowPro Uplifted 748	58		
Thule Pacific 200	82						
Thule Pacific 500	55						
Thule Pacific 600	63						
Thule Pacific 700	70						
Thule Ranger 90	80						
Thule Ranger 500	50						

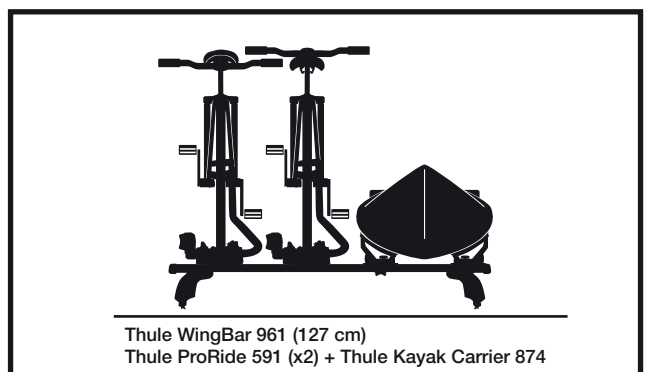
* Remember that your total width might increase (e.g. handlebar or width of kayak).

Examples

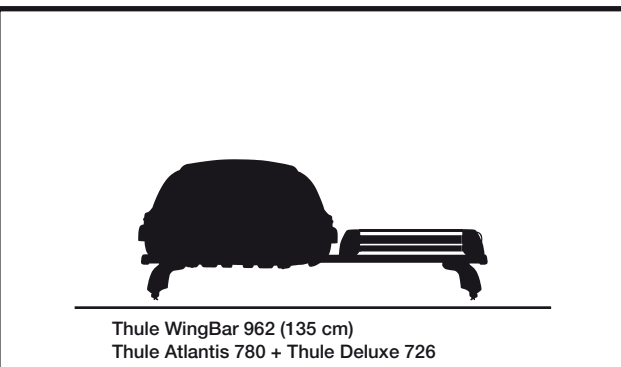
02.3



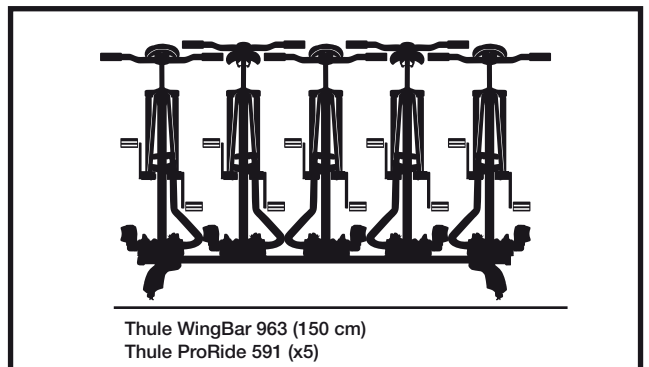
02.4



02.5



02.6





English 5211201020

Thule Sweden AB
Box 69, SE-330 33 Hillerstorp, Sweden.
Tel +46 370-255 00, Fax +46 370-229 08.
www.thule.com

THULE[®]
SWEDEN